


# FEAL



## TERM0 85

PROZORI I VRATA  
*WINDOWS AND DOORS*

Knjiga B / *Book B*





## SADRŽAJ CONTENT

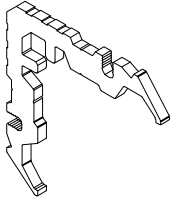
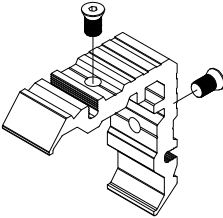
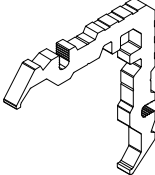
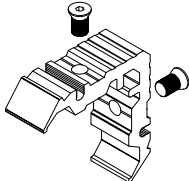
06	VEZNI ELEMENTI	204.06.001-010
06	CONNECTION ELEMENTS	204.06.001-010
07	PVC ELEMENTI	204.07.001-006
07	PVC ELEMENTS	204.07.001-006
08	MEHANIZMI	204.08.001-088
08	MECHANISMS	204.08.001-088
09	BRTVILA	204.09.001-006
09	GASKETS	204.09.001-006
10	DODACI	204.10.001-008
10	ACCESSORIES	204.10.001-008
11	OBRADA I MONTAŽA	204.11.001-324
11	PROCESSING AND MONTAGE	204.11.001-324
12	REZNE LISTE	204.12.001-024
12	CUTTING LISTS	204.12.001-024



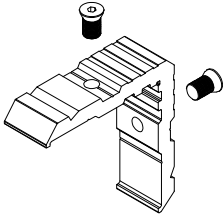
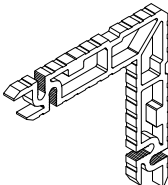
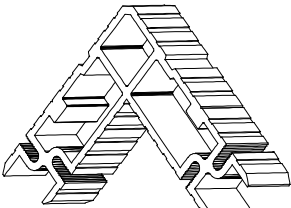
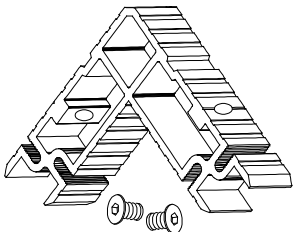
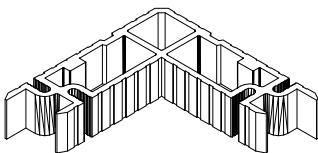
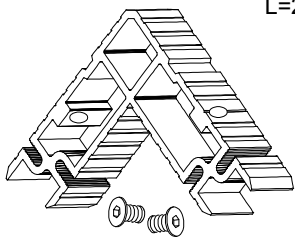
# Vezni elementi

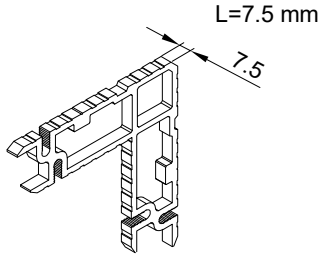
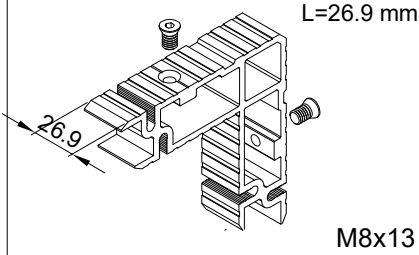
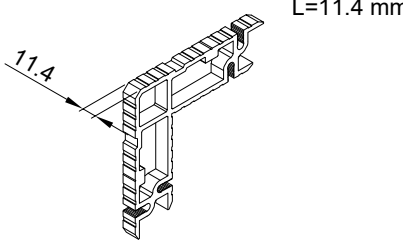
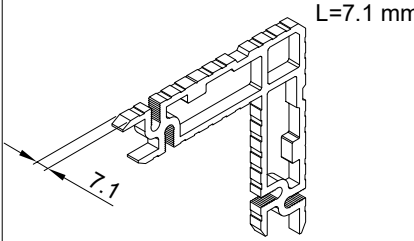
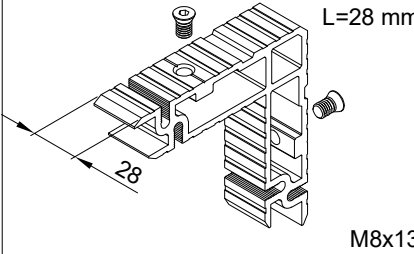
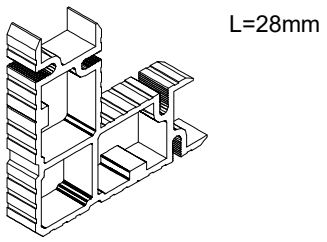
## Connection elements



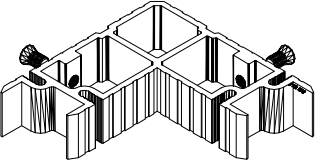
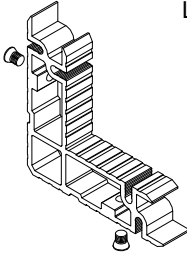
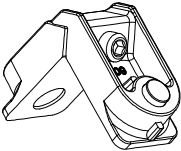
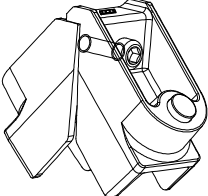
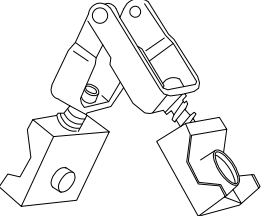
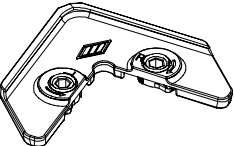
Oznaka Code	Izgled-presjek View- cross section	Opis Description	Materijal Material	Napomena Remark
710.461	 <p>l=28.5mm</p>	- Kutna spojnica za komoru 29x8.4 - Za profile: FT-0236H, FT-0239H, FT-0241H - Corner bracket for chamber 29x8.4 - For profiles: FT-0236H, FT-0239H, FT-0241H	Al.	
710.443	 <p>l=9.3mm</p>	- Kutna spojnica za komoru 9.8x13 - Za profile: FT-0203H, FT-0221H, FT-0248H, FT-0236H, FT-0239H, FT-0241H - Corner bracket for chamber 9.8x13 - For profiles: FT-0203H, FT-0221H, FT-0248H, FT-0236H, FT-0239H, FT-0241H	Al.	
710.450	 <p>l=28.5mm</p>	- Kutna spojnica za komoru 29x15.2 - Za profile: FT-0203H, FT-0221H, FT-0248H, FT-0287H, FT-0223H, FT-0234H, FT-0210H - Corner bracket for chamber 29x15.2 - For profiles: FT-0203H, FT-0221H, FT-0248H, FT-0287H, FT-0223H, FT-0234H, FT-0210H	Al.	
710.458	 <p>l=28.5mm</p> <p>M8x13</p>	- Kutna spojnica za komoru 29x15.2 - Za profile: FT-0203H, FT-0221H, FT-0248H, FT-0287H, FT-0223H, FT-0234H, FT-0210H - Corner bracket for chamber 29x15.2 - For profiles: FT-0203H, FT-0221H, FT-0248H, FT-0287H, FT-0223H, FT-0234H, FT-0210H	Al.	
710.503	 <p>l=7.1mm</p>	- Kutna spojnica za komoru 7.5x15.1 - Za profil: FT-0287H - Corner bracket for chamber 7.5x15.1 - For profiles: FT-0287H	Al.	
710.469	 <p>l=28.5mm</p>	- Kutna spojnica za komoru 29x16.5 - Za profil: FT-0261H - Corner bracket for chamber 29x16.5 - For profiles: FT-0261H	Al.	

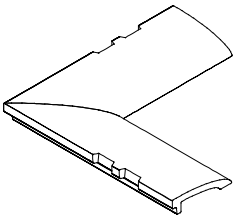


Oznaka Code	Izgled-presjek View- cross section	Opis Description	Materijal Material	Napomena Remark
710.452	 l=7 mm	- Kutna spojnica za komoru 7.3 x 16.5 - Za profile: FT-0201H, FT-0274H, FT-0218, FT-0231H, FT-0261H -Corner bracket for chamber 7.3 x16.5 -For profiles: FT-0201H, FT-0274H, FT-0218, FT-0231H, FT-0261H	Al.	
710.453	 l=9.3 mm	- Kutna spojnica za komoru 9.8 x 16.5 - Za profile: FT-0204H, FT-0244H, FT-0246, FT-0210H -Corner bracket for chamber 9.8 x16.5 -For profiles: FT-0204H, FT-0244H, FT-0246, FT-0210H	Al.	
710.454	 l=15 mm	- Kutna spojnica za komoru 15.5 x 16.5 - Za profile: FT-0224H, FT-0229H, FT-0234H, FT-0220H, FT-0219H -Corner bracket for chamber 15.5 x16.5 -For profiles: FT-0224H, FT-0229H, FT-0234H, FT-0220H, FT-0219H	Al.	
710.459	 l=15 mm M8x13	- Kutna spojnica za komoru 15.5 x 16.5 - Za profile: FT-0224H, FT-0229H, FT-0234H, FT-0220H, FT-0219H -Corner bracket for chamber 15.5 x16.5 -For profiles: FT-0224H, FT-0229H, FT-0234H, FT-0220H, FT-0219H	Al.	
710.479	 l=28.5 mm	- Kutna spojnica za komoru 29 x 8.4 - Za profile: FT-0236H, FT-0239H, FT-0241H, -Corner bracket for chamber 29 x 8.4 -For profiles: FT-0236H, FT-0239H, FT-0241H,	Al.	
725.712	 l=26 mm	- Kutna spojnica za komoru 26.5 x 10.6 - Za profile: FT-0290, FT-0290H -Corner bracket for chamber 26.5 x 10.6 -For profiles: FT-0290, FT-0290H	Al.	

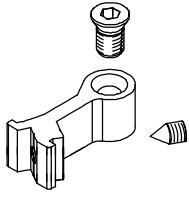
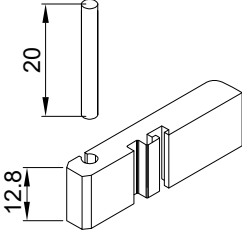
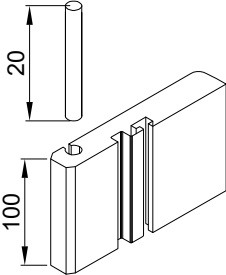
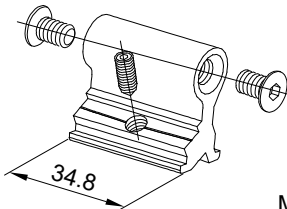
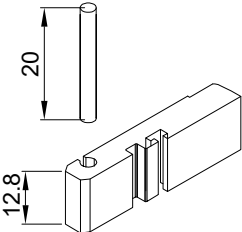
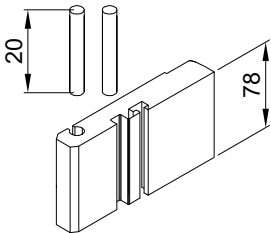
Oznaka Code	Izgled-presjek View- cross section	Opis Description	Materijal Material	Napomena Remark
725.711	 l=26 mm	- Kutna spojnica za komoru 26.5 x 10.6 - Za profile: FT-0290, FT-0290H - Corner bracket for chamber 26.5 x 10.6 - For profiles: FT-0290, FT-0290H	Al.	
725.705	 l=8 mm	- Kutna spojnica za komoru 8.5 x 25.2 - Za profile: FT-0608, FT-0290, FT-0290H - Corner bracket for chamber 8.5 x 25.2 - For profiles: FT-0608, FT-0290, FT-0291H	Al.	
710.059	 L=28.5 mm	- Kutna spojnica za komoru 29x35,5 - Stara oznaka K-0795 - Corner bracket for chamber 29x35,5 - Former code K-0795	Al.	
710.072	 L=28.5 mm M8x13	- Kutna spojnica za komoru 29x35,5 - Stara oznaka K-0795 - Corner bracket for chamber 29x35,5 - Former code K-0795	Al.	
710.172	 L=147 mm	- Kutna spojnica za komoru 15,3x35,3 - Corner bracket for chamber 15,3x35,3	Al.	
710.099	 L=28.4 mm M8x13	- Kutna spojnica za komoru 29x35.5-nesimetrična - Corner bracket for chamber 29x35.5-asymmetric	Al.	

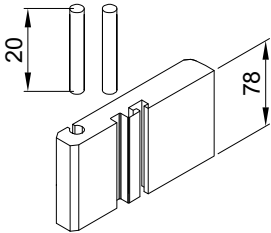
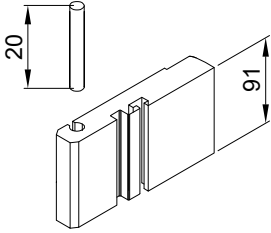
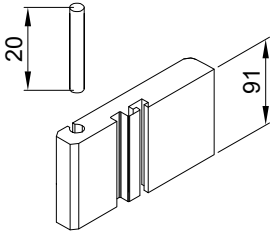
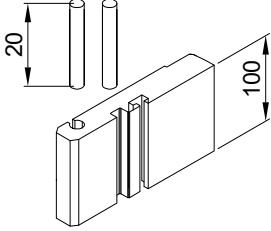
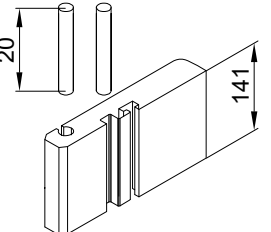
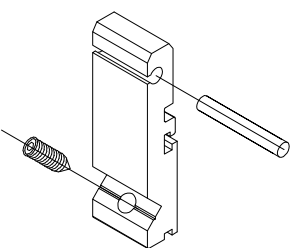
Oznaka Code	Izgled-presjek View- cross section	Opis Description	Materijal Material	Napomena Remark
710.189	 <p>L=7.5 mm 7.5</p>	- Kutna spojnica za komoru 8.3 x35.2 - Corner bracket for chamber 8.3 x35.2	Al.	
710.214	 <p>L=26.9 mm 26.9 M8x13</p>	- Kutna spojnica za komoru 27.4x35.2 - Corner bracket for chamber 27.4x35.2	Al.	
710.425	 <p>L=11.4 mm 11.4</p>	- Kutna spojnica za komoru 11.8x35.3 - Corner bracket for chamber 11.8x35.3	Al.	
710.216	 <p>L=7.1 mm 7.1</p>	- Kutna spojnica za komoru 7.5x29.9 - Corner bracket for chamber 7.5x29.9	Al.	
710.215	 <p>L=28 mm 28 M8x13</p>	- Kutna spojnica za komoru 28.5x29.9 - Corner bracket for chamber 28.5x29.9	Al.	
710.062	 <p>L=28mm</p>	- Kutna spojnica za komoru 28.5 x 46.5 - Za profile: FT-0275H, FT-0279H i FT-0291H - Corner bracket for chamber 28.5 x46.5 - For profiles: FT-0275H, FT-0279H and FT-0291H	Al.	

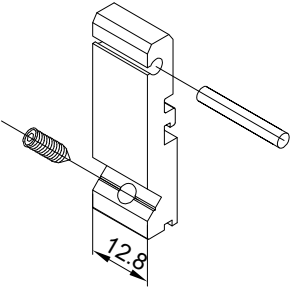
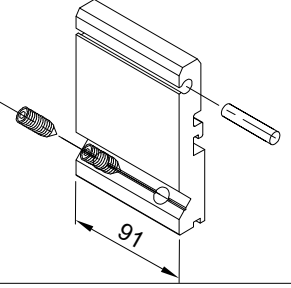


Oznaka Code	Izgled-presjek View- cross section	Opis Description	Materijal Material	Napomena Remark
710.133	 <p>L=28.1 mm</p> <p>M8x13</p>	- Kutna spojnica za komoru 28,8x46,6 - Corner bracket for chamber 28,8x46,6	Al.	
710.211	 <p>L=23 mm</p> <p>M8x13</p>	- Kutna spojnica za komoru 23.5 x 35.5 - Za profile: FT-0268H - Corner bracket for chamber 23.5 x35.5 - For profiles: FT-0268H	Al.	
730.008		- Kutna spojnica prozora-za komoru 29x15.2 - Stara oznaka: 0409 ,1001 - Corner bracket of window -for bracket 29x15.2 - Former code: 0409 ,1001	Zamak #3	
730.009		- Kutna spojnica prozora -za komoru 29x35.5 - Stara oznaka: 4004 ,2001 - Corner bracket of window -for bracket 29x35.5 - Former code: 4004 ,2001	Zamak #3	
731.001		- Kutna spojnica za promjenjiv kut za komoru 29x15.2 - Stara oznaka: 0909 - Corner bracket for variable angle for chamber 29x15.2 - Former code: 0909	Zamak #3	
731.010		- Kutna spojnica za komoru 1.6x19.2 - Stara oznaka 2019/500 - Corner bracket for chamber 1.6x19.2 - Former code 2019/500	Zamak #3	

Oznaka Code	Izgled-presjek View- cross section	Opis Description	Materijal Material	Napomena Remark
730.005		<ul style="list-style-type: none"> <li>- Kutna spojnica za komoru 4x27.5</li> <li>- Stara oznaka: K65-01</li> <li>- Corner bracket for chamber 4x27.5</li> <li>- Former code: K65-01</li> </ul>	Zamak #3	
730.001		<ul style="list-style-type: none"> <li>- Kutna spojnica za komoru 1.7x4.7</li> <li>- Stara oznaka: G112</li> <li>- Corner bracket for chamber 1.7x4.7</li> <li>- Former code: G112</li> </ul>	Inox	
730.002		<ul style="list-style-type: none"> <li>- Kutna spojnica za komoru 1.7x4.7</li> <li>- Stara oznaka: G112/A</li> <li>- Corner bracket for chamber 1.7x4.7</li> <li>- Former code: G112/A</li> </ul>	Inox	

Oznaka Code	Izgled-presjek View- cross section	Opis Description	Materijal Material	Napomena Remark
710.066	 <p>M8x13 inbus M6x10</p>	<ul style="list-style-type: none"> <li>- Veznik (L=14.7mm)</li> <li>- Stara oznaka E-200</li> <li>- Connector (L=14.7mm)</li> <li>- Former code E-200</li> </ul>	Al.	
710.069		<ul style="list-style-type: none"> <li>- Dodatni veznik za prečku (prečka-ram)</li> <li>- Stara oznaka DV-011</li> <li>- Extra connector for mullion (mullion-frame)</li> <li>- Former code DV-011</li> </ul>	Al.	
710.070		<ul style="list-style-type: none"> <li>- Dodatni veznik za prečku (prečka-ram)</li> <li>- Stara oznaka DV-012</li> <li>- Extra connector for mullion (mullion-frame)</li> <li>- Former code DV-012</li> </ul>	Al.	
710.179	 <p>M8x13 inbus M6x10</p>	<ul style="list-style-type: none"> <li>- Veznik (L=34.8mm)</li> <li>- Radi se iz profila F-45052/A</li> <li>- Connector (L=34.8mm)</li> <li>- Made out of profile F-45052/A</li> </ul>	Al.	
710.154		<ul style="list-style-type: none"> <li>- Dodatni veznik prečke za prečku</li> <li>- Extra connector between vertical and horizontal crossbar</li> </ul>	Al.	
710.180		<ul style="list-style-type: none"> <li>- Dodatni veznik za profil FT-0265HF (prečka-prečka)</li> <li>- Prema predlošku veznika 710.154</li> <li>- Extra connector for profile FT-0265HF (vertical-horizontal crossbar)</li> <li>- As per connector 710.154 template</li> </ul>	Al.	

Oznaka Code	Izgled-presjek View- cross section	Opis Description	Materijal Material	Napomena Remark
710.181		<ul style="list-style-type: none"> <li>- Dodatni veznik za profil FT-0265HF (prečka-ram)</li> <li>- Prema predlošku veznika 710.069</li> <li>- Extra connector for profile FT-0265HF (mullion-frame)</li> <li>-As per connector 710.069 template</li> </ul>	Al.	
710.182		<ul style="list-style-type: none"> <li>- Dodatni veznik za profil FT-0264HF (prečka-prečka)</li> <li>- Prema predlošku veznika 710.154</li> <li>- Extra connector for profile FT-0264HF (vertical-horizontal crossbar)</li> <li>-As per connector 710.154 template</li> </ul>	Al.	
710.183		<ul style="list-style-type: none"> <li>- Dodatni veznik za profil FT-0264HF (prečka-ram)</li> <li>- Prema predlošku veznika 710.069</li> <li>- Extra connector for profile FT-0264HF (mullion-frame)</li> <li>- As per connector 710.069 template</li> </ul>	Al.	
710.184		<ul style="list-style-type: none"> <li>- Dodatni veznik za profil FT-0207HF (prečka-prečka)</li> <li>- Prema predlošku veznika 710.154</li> <li>- Extra connector for profile FT-0207HF (vertical-horizontal crossbar)</li> <li>- As per connector 710.154 template</li> </ul>	Al.	
710.209		<ul style="list-style-type: none"> <li>- Dodatni veznik za profil FT-0243HF (prečka-ram)</li> <li>- Extra connector for profile FT-0243HF (mullion-frame)</li> </ul>	Al.	
710.212		<ul style="list-style-type: none"> <li>-Dodatni veznik za profile krila FT-0275H i FT-0279H prema prečki</li> <li>-Extra connector for sash profiles FT-0275H i FT-0279H towards mullion</li> </ul>	Al	

Oznaka Code	Izgled-presjek View- cross section	Opis Description	Materijal Material	Napomena Remark
710.212/A		-Dodatni veznik za profil FT-0297HF prema FT-0209HF -Extra connector for profile FT-0297HF towards FT-0209HF	Al	
710.212/91		-Dodatni veznik za profil FT-0297HF prema FT-0264HF -Extra connector for profile FT-0297HF towards FT-0264HF	Al	

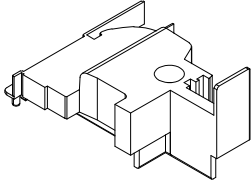
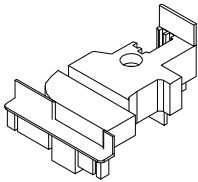
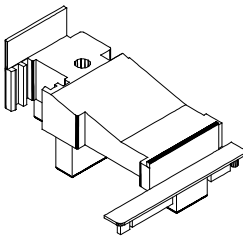
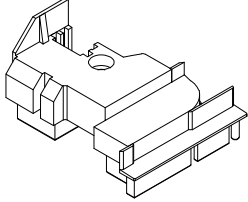
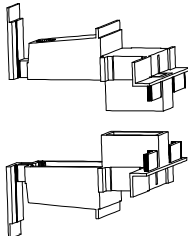
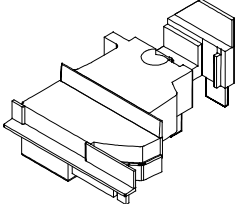


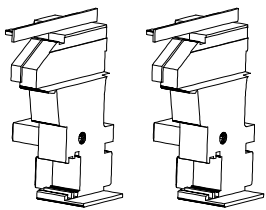
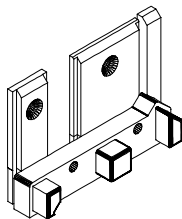
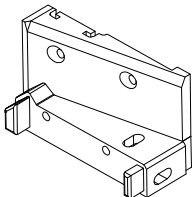
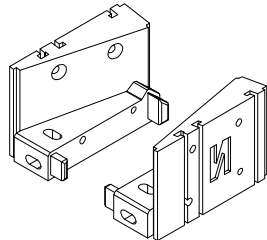
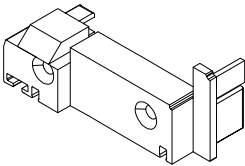
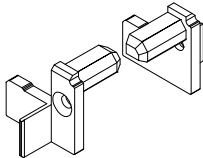
# Pvc elementi

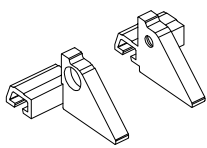
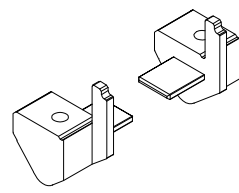
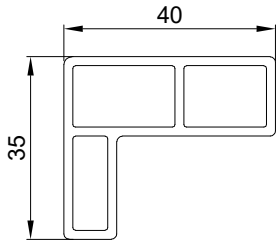
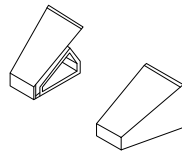
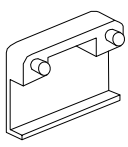
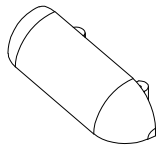
## Pvc elements



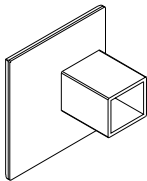
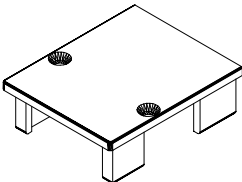


OZNAKA CODE	Izgled-presjek View-cross section	Opis Description	Materijal Material	Napomena Description
365.062		-Umetak profila za okretanje FT-0286H - prema profilu krila prozora - otvaranje unutra -Koristi se kod okivanja pomoćnog krila, za smještanje kutne pogonske spojnice -Turning insert for profile FT-0286H towards sash profile - inside opening -Used in support sash hardware assembly, for placement of corner driving clip	Tvrda guma Hard rubber	
365.060		-Umetak profila za okretanje FT-0277H - prema profilu vrata-otvaranje unutra -Turning insert for profile FT-0277H- towards sash profile-inside opening	Tvrda guma Hard rubber	
363.006		- Umetak profila za okretanje FT-0211/AH - prema profilu krila vrata -otvaranje unutra - Turning insert for profile FT-0211/AH- towards sash profile -inside opening	Tvrda guma Hard rubber	
365.061		-Umetak profila za okretanje FT-0281H - prema profilu krila vrata-otvaranje vani -Turning insert for profile FT-0281H- towards sash profile -outside opening	Tvrda guma Hard rubber	
364.013		- Umetak profila za okretanje FT-0213/AH- prema profilu krila vrata - otvaranje vani - Stara oznaka ZK85-02 -Turning insert for profile FT-0213/AH- towards sash profile -outside opening - Former code ZK85-02	Tvrda guma Hard rubber	
363.015		-Umetak profila za okretanje FT-0245H- otvaranje unutra - (pvc okov) -Insert for profile FT-0245H - inside opening (profiles for pvc hardware)	Tvrda guma Hard rubber	

OZNAKA CODE	Izgled-presjek View-cross section	Opis Description	Materijal Material	Napomena Description
364.012		<ul style="list-style-type: none"> <li>- Umetak profila za okretanje FT-0211H - prema profilu krila prozora- otvaranje unutra</li> <li>- Stara oznaka ZK85-01</li> <li>- Turning insert for profile FT-0211H- towards sash profile - inside opening</li> <li>- Former code ZK85-01</li> </ul>	Tvrda guma Hard rubber	
373.025		<ul style="list-style-type: none"> <li>- Umetak za profil FT-0223H prema FT-0201H - otvaranje unutra</li> <li>- Insert for profile FT-0223H towards FT-0201H- inside opening</li> </ul>	Tvrda guma Hard rubber	
373.035		<ul style="list-style-type: none"> <li>-Umetak za profil FT-0223H prema FT-0220H - otvaranje vani</li> <li>-Insert for profile FT-0223H towards FT-0220H- outside opening</li> </ul>		
363.066		<ul style="list-style-type: none"> <li>-Umetak za profil FT-0223H prema FT-0278H- otvaranje vani</li> <li>-Insert for profile FT-0223H towards FT-0278H- outside opening</li> </ul>	Tvrda guma Hard rubber	
363.051		<ul style="list-style-type: none"> <li>-Umetak za profila FT-0288H</li> <li>-Insert for profile FT-0288H</li> </ul>	Tvrda guma Hard rubber	
363.065		<ul style="list-style-type: none"> <li>-Umetak za profila F-1483</li> <li>-Insert for profile F-1483</li> </ul>	Tvrda guma Hard rubber	

OZNAKA CODE	Izgled-presjek View-cross section	Opis Description	Materijal Material	Napomena Description
373.055		<ul style="list-style-type: none"> <li>- Umetak za profil okapnice F-1567</li> <li>- End insert for drip cap profile F-1567</li> </ul>	PVC	
363.079		<ul style="list-style-type: none"> <li>- Umetak za profil F-1661</li> <li>- Insert for profile F-1661</li> </ul>	Tvrda guma Hard rubber	
374.037		<ul style="list-style-type: none"> <li>- Profil za ugradnju</li> <li>- Stara oznaka PI-110</li> <li>- Profile for installation</li> <li>- Former code PI-110</li> </ul>	PVC	
373.002		<ul style="list-style-type: none"> <li>- Umetak za profil okapnice Z40-657</li> <li>- Stara oznaka PRO 23</li> <li>- Insert for drip profile Z40-657</li> <li>- Former code PRO 23</li> </ul>	PVC	
373.003		<ul style="list-style-type: none"> <li>- Maska za drenažni otvor</li> <li>- Stara oznaka: 2328</li> <li>- Mask cap for drainage hole</li> <li>- Former code: 2328</li> </ul>	PVC	
370.070.01 03		<ul style="list-style-type: none"> <li>- Maska sa klapnom za drenažni otvor</li> <li>- Oznaka proizvođača Master: 2145</li> <li>- Boje: 01- bijela; 03 - crna</li> <li>- Drainage slot mask with a flap</li> <li>- Manufacturer code Master: 2145</li> <li>- Color: 01- white; 03 - black</li> </ul>	PVC	

OZNAKA CODE	Izgled-presjek View-cross section	Opis Description	Materijal Material	Napomena Description
374.002		<ul style="list-style-type: none"> <li>- Umetak profila za stakljenje</li> <li>- Stara oznaka: GT 134</li> <li>- Insert for glazing profiles</li> <li>- Former code: GT 134</li> </ul>	PVC	
375.048		<ul style="list-style-type: none"> <li>- Kopča za profil</li> <li>- Clamp for profile</li> </ul>	PVC	
370.000 370.001 370.002		<ul style="list-style-type: none"> <li>- Podmetači za staklo</li> <li>- Glass pads</li> </ul> <div> 3 mm      370.000  5 mm      370.001  7 mm      370.002 </div>	PVC	
370.023		<ul style="list-style-type: none"> <li>-PVC čep za maskiranje rupe Ø10 mm</li> <li>-Stara oznaka: pvc maskirni čep</li> <li>-PVC cap for drilled hole Ø10 mm</li> <li>-Former code: pvc maskirni čep</li> </ul>	PVC	
370.024		<ul style="list-style-type: none"> <li>-PVC čep za maskiranje rupe Ø12 mm</li> <li>-Stara oznaka: pvc maskirni čep</li> <li>-PVC cap for drilled hole Ø12 mm</li> <li>-Former code: pvc maskirni čep</li> </ul>	PVC	
360.009		<ul style="list-style-type: none"> <li>- Sustav odvodnje kapljevina Monodrain</li> <li>- Drainage system Monodrain</li> </ul>		

OZNAKA CODE	Izgled-presjek View-cross section	Opis Description	Materijal Material	Napomena Description
373.054		- Gornji čep okomice francuskog balkona - Upper cover cap of french balcony profile	PVC	
373.028		- Umetak za ojačani profil FT-0209HF - Insert for reinforcement profile FT-0209HF	PVC	

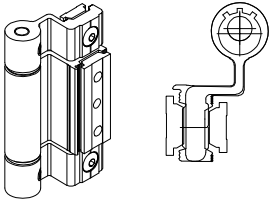
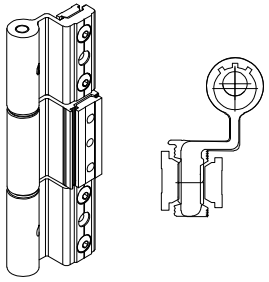
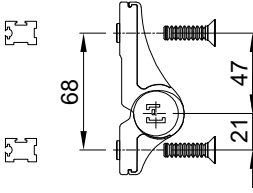
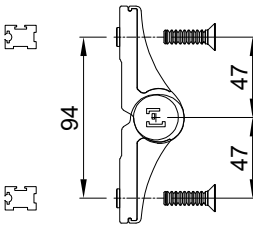
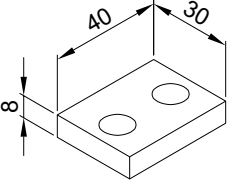
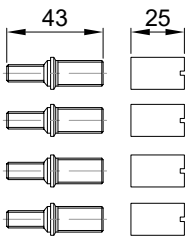


# Mehanizmi Mechanisms





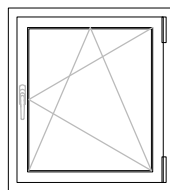
Oznaka Code	Izgled-presjek View-cross section	Opis Description	Materijal Material	Napomena Remark
111.001.01 02 03		<ul style="list-style-type: none"> <li>- Dvodijelna šarka EURO ŽLIJEB</li> <li>- Boje: 01- bijela; 02 - siva;03 - crna</li> <li>- Two-part hinge EURO GROOVE</li> <li>- Color: 01- white; 02 - gray;03 - black</li> </ul>		
111.002.01 02 03		<ul style="list-style-type: none"> <li>- Trodjelna šarka EURO ŽLIJEB</li> <li>- Boje: 01- bijela; 02 - siva;03 - crna</li> <li>- Three-part hinge EURO GROOVE</li> <li>- Color: 01- white; 02 - gray;03 - black</li> </ul>		
111.003.01 02 03		<ul style="list-style-type: none"> <li>- Dvodijelna šarka-vani EURO ŽLIJEB</li> <li>- Boje: 01- bijela; 02 - siva;03 - crna</li> <li>- Two-part hinge-outside EURO GROOVE</li> <li>- Color: 01- white; 02 - gray;03 - black</li> </ul>		
111.004.01 02 03		<ul style="list-style-type: none"> <li>- Trodjelna šarka-vani EURO ŽLIJEB</li> <li>- Boje: 01- bijela; 02 - siva;03 - crna</li> <li>- Three-part hinge-outside EURO GROOVE</li> <li>- Color: 01- white; 02 - gray;03 - black</li> </ul>		
114.001.01 02 03		<ul style="list-style-type: none"> <li>- Dvodijelna šarka-EURO ŽLIJEB</li> <li>- Oznaka proizvođača Stublina: 2006.00.310 -bijela 315 -siva 313 -crna</li> <li>- Boje: 01- bijela; 02 - siva;03 - crna</li> <li>- Two-part hinge-EURO GROOVE</li> <li>- Manufacturer code Stublina: 2006.00.310 -white 315 -gray 313 -black</li> <li>- Color: 01- white; 02 - gray;03 - black</li> </ul>		
114.004.01 02 03		<ul style="list-style-type: none"> <li>- Dvodijelna šarka-EURO ŽLIJEB</li> <li>- Oznaka proizvođača Stublina: 2024.00.310 -bijela 315 -siva 313 -crna</li> <li>- Boje: 01- bijela; 02 - siva;03 - crna</li> <li>- Two-part hinge-EURO GROOVE</li> <li>- Manufacturer code Stublina: 2024.00.310 -white 315 -gray 313 -black</li> <li>- Color: 01- white; 02 - gray;03 - black</li> </ul>		

Oznaka Code	Izgled-presjek View-cross section	Opis Description	Materijal Material	Napomena Remark
114.005.01 02 03		<ul style="list-style-type: none"> <li>- Trodijelna šarka-<i>EURO ŽLIJEB</i></li> <li>- Oznaka proizvođača Stublina: 2129.00.310 -bijela 315 -siva 313 -crna</li> <li>- Boje: 01- bijela; 02 - siva;03 - crna</li> <li>- Three-part hinge-<i>EURO GROOVE</i></li> <li>- Manufacturer code Stublina: 2129.00.310 -white 315 -gray 313 -black</li> <li>- Color: 01- white; 02 - gray;03 - black</li> </ul>		
114.006.01 02 03		<ul style="list-style-type: none"> <li>- Trodijelna šarka-<i>EURO ŽLIJEB</i></li> <li>- Oznaka proizvođača Stublina: 2124.00.310 -bijela 315 -siva 313 -crna</li> <li>- Boje: 01- bijela; 02 - siva;03 - crna</li> <li>- Three-part hinge-<i>EURO GROOVE</i></li> <li>- Manufacturer code Stublina: 2124.00.310 -white 315 -gray 313 -black</li> <li>- Color: 01- white; 02 - gray;03 - black</li> </ul>		
113.009.01 02 03		<ul style="list-style-type: none"> <li>- Dvodijelna šarka OSNO 68</li> <li>- Oznaka proizvođača ALU-B: Max3D 68</li> <li>- Boje: 01- bijela; 02 - siva;03 - crna</li> <li>- Two-part hinge OSNO 68</li> <li>- Manufacturer code ALU-B: Max3D 68</li> <li>- Color: 01- white; 02 - gray;03 - black</li> </ul>	Al. Čelik Steel	
113.011.01 02 03		<ul style="list-style-type: none"> <li>- Dvodijelna šarka OSNO 94</li> <li>- Oznaka proizvođača ALU-B: Max3D 94</li> <li>- Boje: 01- bijela; 02 - siva;03 - crna</li> <li>- Two-part hinge OSNO 94</li> <li>- Manufacturer code ALU-B: Max3D 94</li> <li>- Color: 01- white; 02 - gray;03 - black</li> </ul>	Al. Čelik Steel	
113.016.01 02 03		<ul style="list-style-type: none"> <li>- Podložna pločica d=8mm</li> <li>- Oznaka proizvođača ALU-B: 02108</li> <li>- Boje: 01- bijela; 02 - siva;03 - crna</li> <li>- Washer plate d=8mm</li> <li>- Manufacturer code ALU-B: 02108</li> <li>- Color: 01- white; 02 - gray;03 - black</li> </ul>	Al.	
113.012		<ul style="list-style-type: none"> <li>- Set za TERMO 65</li> <li>- Set za dvodijelnu šarku (Max3D xx)</li> <li>- Set for TERMO 65</li> <li>- Set for two-part hinge (Max3D xx)</li> </ul>		

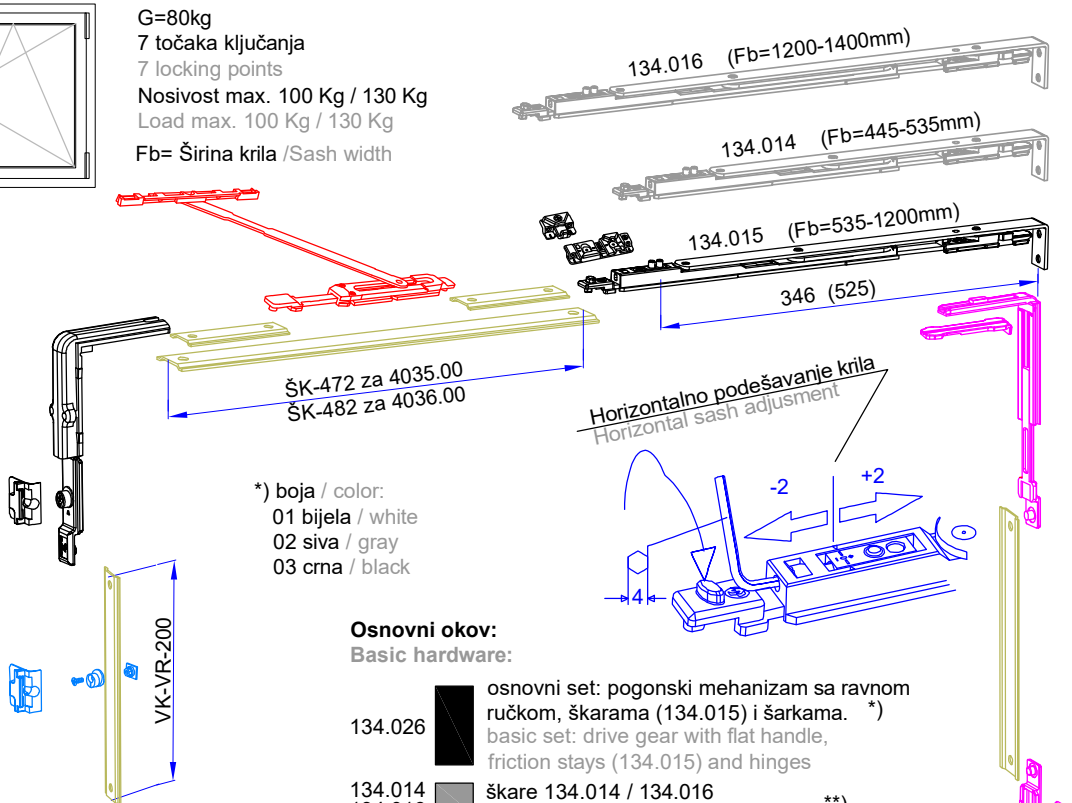




### OTKLOPNO-ZAOKRETNI MEHANIZAM - STUBLINA (art.4135.00) TILT-TURN MECHANISM - STUBLINA (art.4135.00)



G=80kg  
7 točaka ključanja  
7 locking points  
Nosivost max. 100 Kg / 130 Kg  
Load max. 100 Kg / 130 Kg  
Fb= Širina krila / Sash width



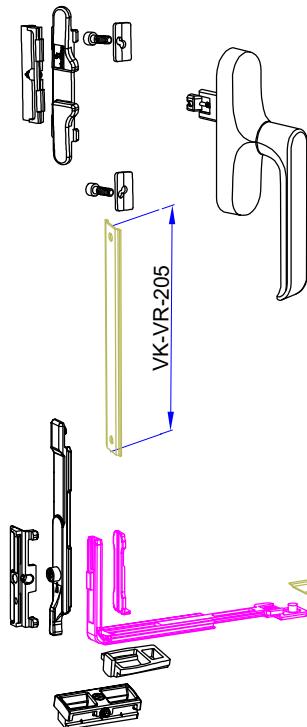
#### \*\*) Napomena / Remark:

- Škare 134.015 (za širinu krila Fb=535-1200mm) se nalaze u osnovnom setu (134.000).  
Škare za veće ili manje širine krila od 535-1200mm se posebno biraju  
- Friction stays 134.015 (for sash width Fb=535-1200mm) are in the basic set (134.000).  
Friction stays for larger or smaller widths from 535-1200mm are specially selected

#### Dodatni okov:

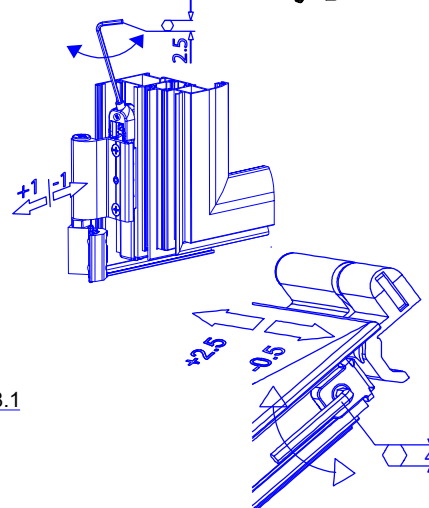
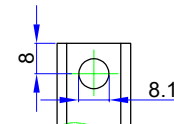
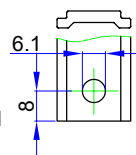
##### Additional hardware:

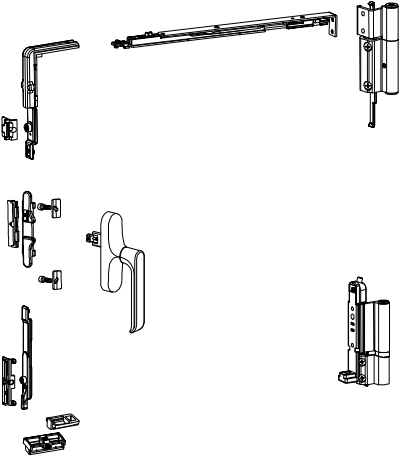
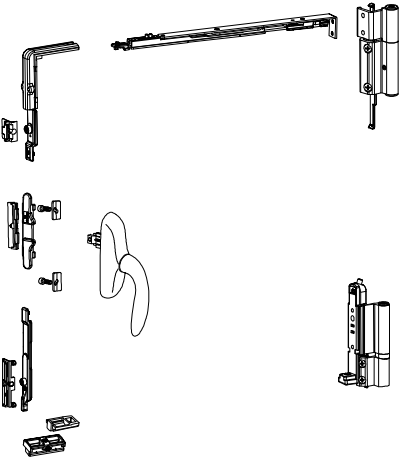


- 134.002 dodatni set ključanja po širini i visini  
additional set for horizontal and vertical locking
- 134.003 dodatne škare za krila većih dimenzija  
additional friction stays for sash with larger sizes
- 134.004 dodatno ključanje  
134.005 additional locking
- 134.024 dodatni umetak gornje šarke za nosivost do 130kg  
additional upper hinge insert for weight load up to 130kg
- klizač  
slide profile

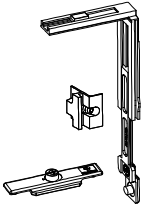
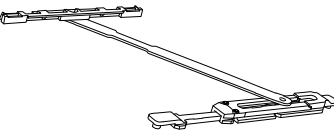
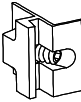
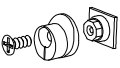
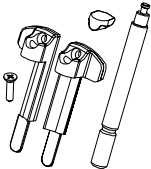


Na krajevima pogonskih letvi izbušiti otvore po dimenzijama prema detalju:  
On the ends of driving rails drill holes according to the detail dimensions:

Ako se koriste adapteri na krajevima pogonskih letvi izbušiti otvore po dimenzijama prema detalju:  
If the adaptors are used, on the ends of driving rails drill holes according to the detail dimensions:



Oznaka Code	Izgled-presjek View-cross section	Opis Description	Materijal Material	Napomena Remark
134.026.01 02 03		<ul style="list-style-type: none"> <li>- Osnovni set: Otklopno-zaokretni mehanizam</li> <li>- Oznaka proizvođača Stublina: <b>4135.00</b></li> <li>- Boje: 01- bijela; 02 - siva;03 - crna</li> <li>- Škare (134.015) za širinu krila od 535-1200 mm (<b>ručka ravna</b>; donja šarka ima podešavanje u dvije osi)</li> <li>- Basic set: Tilt and turn mechanism -(dry kip)</li> <li>- Manufacturer code Stublina: <b>4135.00</b></li> <li>- Color: 01- white; 02 - gray;03 - black</li> <li>- Friction stays (134.015) for sash width from 535 to 1200 mm. (<b>flat handle</b>; lower hinge has two-axial adjustment)</li> </ul>		Razlika između ova dva navedena osnovna seta je samo u ručki. 134.026 - osnovni set sa ravnom ručkom; 134.025 - osnovni set sa zaobljenom ručkom. Difference between these two basic sets is only in the handle. 134.026 - basic set with flat handle; 134.025 - basic set with rounded handle.
134.025.01 02 03		<ul style="list-style-type: none"> <li>- Osnovni set: Otklopno-zaokretni mehanizam</li> <li>- Oznaka proizvođača Stublina: <b>4035.00</b></li> <li>- Boje: 01- bijela; 02 - siva;03 - crna</li> <li>- Škare (134.015) za širinu krila od 535-1200 mm (<b>ručka zaobljena</b>; donja šarka ima podešavanje u dvije osi)</li> <li>- Tilt and turn mechanism -(dry kip)</li> <li>- Manufacturer code Stublina: <b>4035.00</b></li> <li>- Color: 01- white; 02 - gray;03 - black</li> <li>- Friction stays (134.015) for sash width from 535 to 1200 mm. (<b>rounded handle</b>; lower hinge has two-axial adjustment)</li> </ul>		
134.014		<ul style="list-style-type: none"> <li>- Škare za širinu krila od 445-535mm</li> <li>- Oznaka proizvođača Stublina: 4030.01</li> <li>- Friction stays for sash width from 445 to 535mm</li> <li>- Manufacturer code Stublina: 4030.01</li> </ul>		
134.016		<ul style="list-style-type: none"> <li>- Škare za širinu krila od 1200-1400mm</li> <li>- Oznaka proizvođača Stublina: 4030.05</li> <li>- Friction stays for sash width from 1200 to 1400mm</li> <li>- Manufacturer code Stublina: 4030.05</li> </ul>		

Oznaka Code	Izgled-presjek View-cross section	Opis Description	Materijal Material	Napomena Remark
134.002		<ul style="list-style-type: none"> <li>- Dodatni set ključanja po širini i visini</li> <li>- Oznaka proizvođača Stublina: 4010.40</li> <li>- Additional set for horizontal and vertical locking</li> <li>- Manufacturer code Stublina: 4010.40</li> </ul>	AlSi Zamak	
134.003		<ul style="list-style-type: none"> <li>- Pomoćne (dodatne) škare za krila većih dimenzija (za širine L=1200-1600mm)</li> <li>- Oznaka proizvođača Stublina: 4010.50</li> <li>- Auxiliary (extra) friction stays for sash with larger sizes (for width L=1200 to 1600mm)</li> <li>- Manufacturer code Stublina: 4010.50</li> </ul>		
134.004		<ul style="list-style-type: none"> <li>- Dodatno ključanje-prihvatač tuljca</li> <li>- Oznaka proizvođača Stublina: 4010.03</li> <li>- Eccentric pin guide for additional locking</li> <li>- Manufacturer code Stublina: 4010.03</li> </ul>		
134.005		<ul style="list-style-type: none"> <li>- Dodatno ključanje-tuljac</li> <li>- Oznaka proizvođača Stublina: 4010.27</li> <li>- Eccentric pin for additional locking</li> <li>- Manufacturer code Stublina: 4010.27</li> </ul>		
134.024		<ul style="list-style-type: none"> <li>- Dodatni umetak gornje šarke za nosivost do 130kg</li> <li>- Oznaka proizvođača Stublina: 4018.30.50U</li> <li>- Additional upper hinge insert for weight load up to 130kg</li> <li>- Manufacturer code Stublina: 4018.30.50U</li> </ul>		

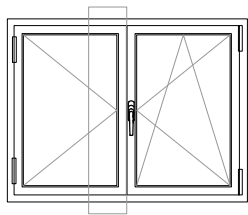
- Tabelarni prikaz osnovnog seta u zavisnosti od širine krila i tipu ručke: Otklopno-zaokretni mehanizam  
 - Table view basic set depending upon sash width and hand type Tilt and turn mechanism -(dry kip)

Oznaka osnovnog seta Code basic set	Tip ručke Handle type	Škare za širinu krila Friction stays for sash width	Oznaka proizvođača Stublina Manufacturer code Stublina
134.026.01 -bijela /white .02 -siva /gray .03 -crna /black	ravna ručka flat handle	535-1200 mm	4135.00.310 4135.00.315 4135.00.313
134.030.01 -bijela /white .02 -siva /gray .03 -crna /black	ravna ručka flat handle	445-535 mm	4136.00.310 4136.00.315 4136.00.313
134.031.01 -bijela /white .02 -siva /gray .03 -crna /black	ravna ručka flat handle	1200-1400 mm	4137.00.310 4137.00.315 4137.00.313
134.032.01 -bijela /white .02 -siva /gray .03 -crna /black	ravna ručka flat handle	375-535 mm	4138.00.310 4138.00.315 4138.00.313
134.025.01 -bijela /white .02 -siva /gray .03 -crna /black	zaobljena ručka rounded handle	535-1200 mm	4035.00.310 4035.00.315 4035.00.313
134.033.01 -bijela /white .02 -siva /gray .03 -crna /black	zaobljena ručka rounded handle	445-535 mm	4036.00.310 4036.00.315 4036.00.313
134.034.01 -bijela /white .02 -siva /gray .03 -crna /black	zaobljena ručka rounded handle	1200-1400 mm	4037.00.310 4037.00.315 4037.00.313
134.035.01 -bijela /white .02 -siva /gray .03 -crna /black	zaobljena ručka rounded handle	375-535 mm	4038.00.310 4038.00.315 4038.00.313

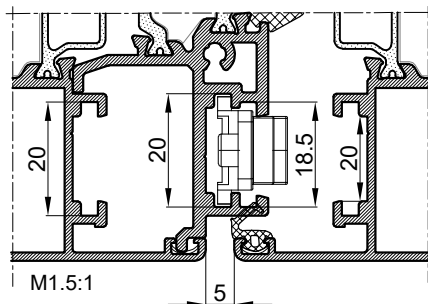
**Napomena / Remark:**

donja šarka kod svih gore navedenih osnovni setova ima podešavanje u dvije osi  
 lower hinge in all above listed basic sets has two-axial adjusment

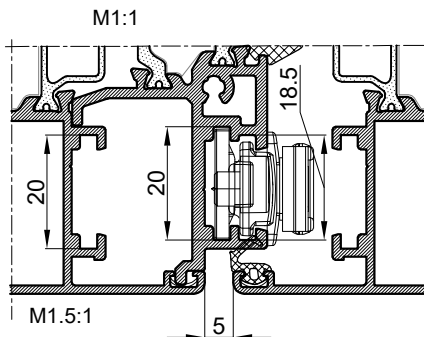
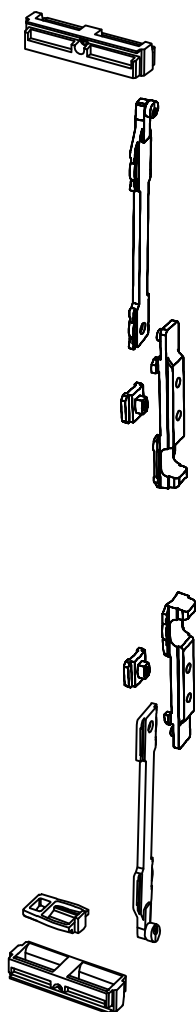




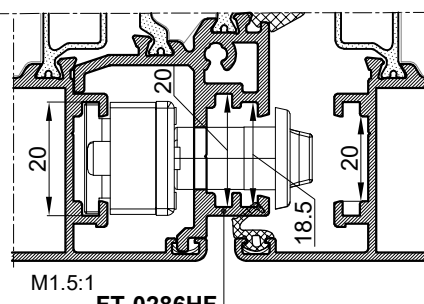
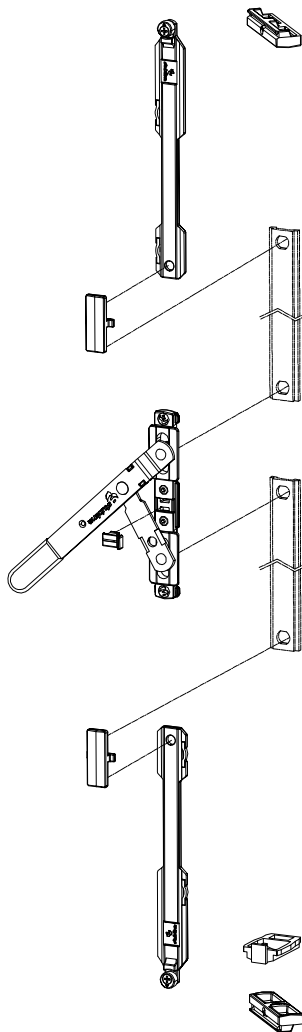
### OKOV ZA FIKSIRANJE POMOĆNOG KRILA - STUBLINA LOCKING MECHANISM FOR AUXILIARY SASH - STUBLINA



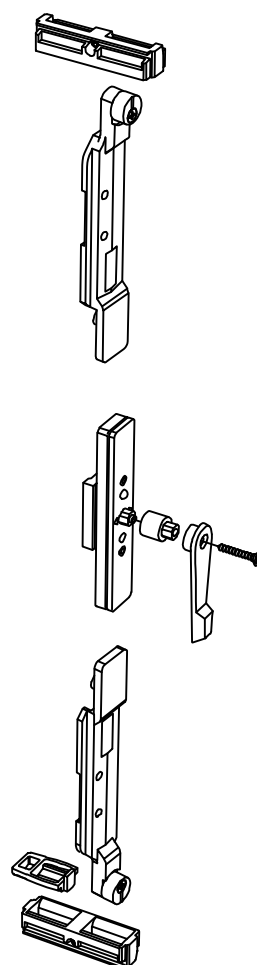
- **134.001** Okov za fiksiranje pomoćnog krila  
u dvije točke (montiranje okova u kombatutu)
- Oznaka proizvođača Stublina: 4001.00
- **134.001** Locking mechanism for auxiliary sash  
in two points (mechanism in the flying mullion)
- Manufacturer code Stublina: 4001.00

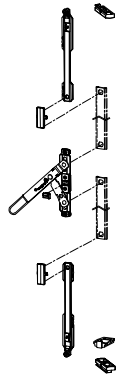

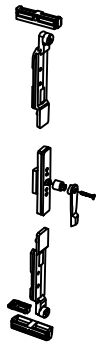
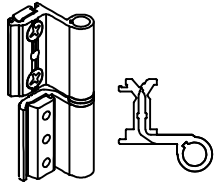
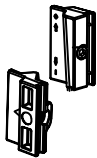


- **134.029** Okov za fiksiranje pomoćnog krila  
u dvije točke (montiranje okova u kombatutu)
- Oznaka proizvođača Stublina: 4106.00
- **134.029** Locking mechanism for auxiliary sash  
in two points (mechanism in the flying mullion)
- Manufacturer code Stublina: 4106.00

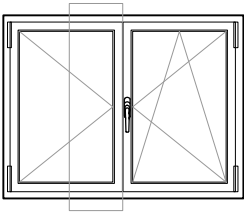


- **134.017** Okov za fiksiranje pomoćnog krila  
u dvije točke (montiranje okova u krilo)
- Oznaka proizvođača Stublina: 4005.00
- **134.017** Locking mechanism for auxiliary sash  
in two points (mechanism in the sash)
- Manufacturer code Stublina: 4005.00

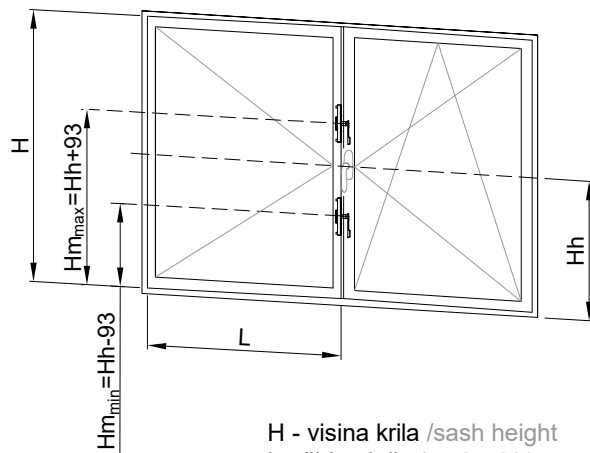
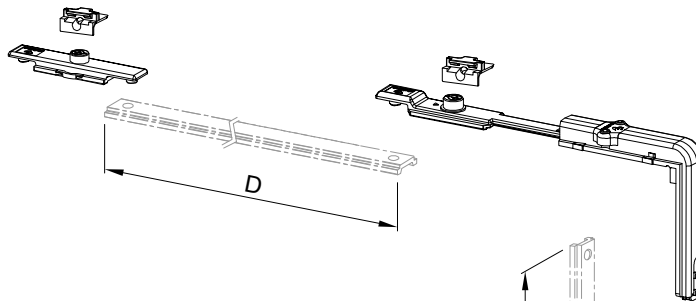
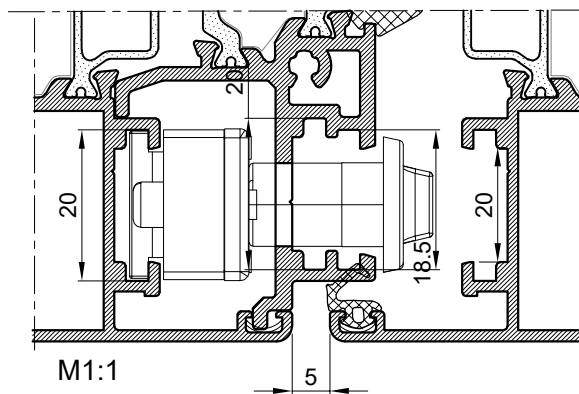


Oznaka Code	Izgled-presjek View-cross section	Opis Description	Materijal Material	Napomena Remark
134.029		<ul style="list-style-type: none"> <li>- Okov za fiksiranje pomoćnog krila u dvije točke (montiranje okova u kombatutu)</li> <li>- Oznaka proizvođača Stublina: 4106.00</li> <li>- Locking mechanism for auxiliary sash in two points (mechanism in the flaying mullion)</li> <li>- Manufacturer code Stublina: 4106.00</li> </ul>		
134.001		<ul style="list-style-type: none"> <li>- Okov za fiksiranje pomoćnog krila u dvije točke (montiranje okova u kombatutu)</li> <li>- Oznaka proizvođača Stublina: 4001.00</li> <li>- Locking mechanism for auxiliary sash in two points (mechanism in the flaying mullion)</li> <li>- Manufacturer code Stublina: 4001.00</li> </ul>		
134.017		<ul style="list-style-type: none"> <li>- Okov za fiksiranje pomoćnog krila u dvije točke (montiranje okova u krilo)</li> <li>- Oznaka proizvođača Stublina: 4005.00</li> <li>- Locking mechanism for auxiliary sash in two points (mechanism in the sash)</li> <li>- Manufacturer code Stublina: 4005.00</li> </ul>		
111.001.01 02 03		<ul style="list-style-type: none"> <li>- Dvodijelna šarka EURO ŽLIJEB</li> <li>- Stara oznaka E-100</li> <li>- Boje: 01- bijela; 02 - siva; 03 - crna</li> <li>- Two-part hinge EURO GROOVE</li> <li>- Former code E-100</li> <li>- Color: 01- white; 02 - gray; 03 - black</li> </ul>		
134.023		<ul style="list-style-type: none"> <li>- Dodatno (pasivno) ključanje</li> <li>- Oznaka proizvođača Stublina: 4045.00</li> <li>- Additional (passive) locking</li> <li>- Manufacturer code Stublina: 4045.00</li> </ul>		

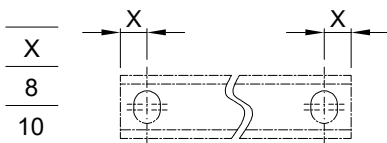
### OKOV ZA FIKSIRANJE POMOĆNOG KRILA - STUBLINA LOCKING MECHANISM FOR AUXILIARY SASH - STUBLINA



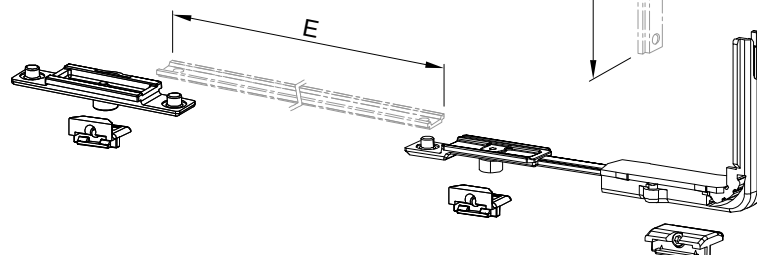
- **134.036** Okov za fiksiranje pomoćnog krila u više točaka (montiranje okova u krilo)
- Oznaka proizvođača Stublina: 4005.40
- **134.036** Locking mechanism for auxiliary sash in multiple points (mechanism in the sash)
- Manufacturer code Stublina: 4005.40

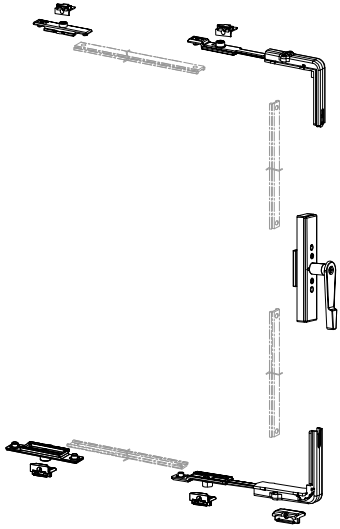

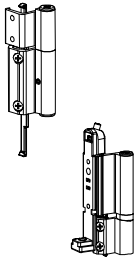
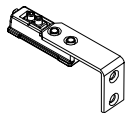
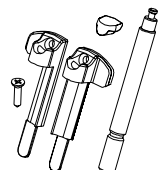


H - visina krila /sash height  
L - širina krila /sash width  
Hm - položaj pogonskog mehanizma  
position drive gear  
Hh - položaj pogonske ručke  
position drive handle



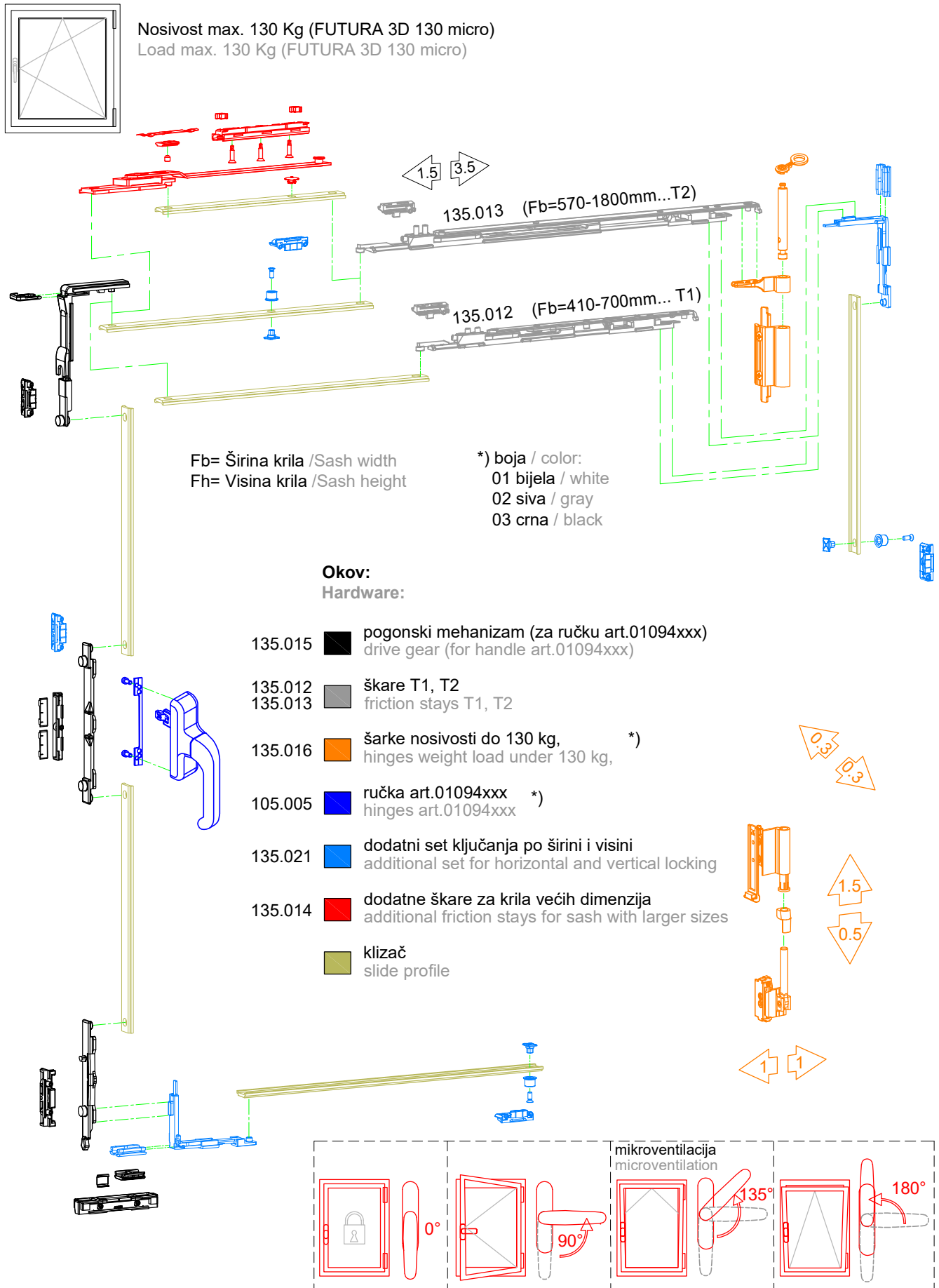
$$\begin{aligned} C &= Hm - 110 + 2X \\ B &= H - Hm - 110 + 2X \\ D &= L/2 - 192 + 2X \\ E &= L/2 - 192 + 2X \end{aligned}$$


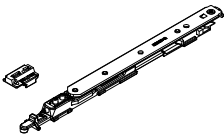

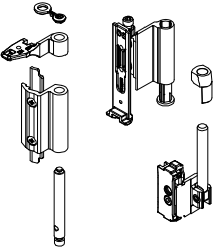
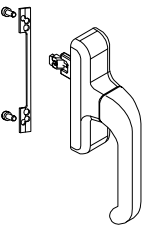
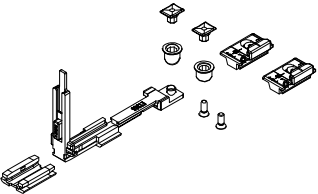


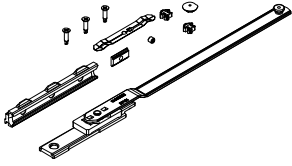
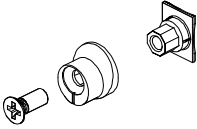
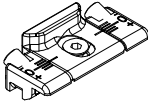
FEAL Oznaka Code	Izgled-presjek View-cross section	Opis Description	Materijal Material	Napomena Remark
134.036		<ul style="list-style-type: none"> <li>- Okov za fiksiranje pomoćnog krila u više točaka (montiranje okova u krilo)</li> <li>- Oznaka proizvođača Stublina: 4005.40</li> <li>- Locking mechanism for auxiliary sash in two points (mechanism in the sash)</li> <li>- Manufacturer code Stublina: 4005.40</li> </ul>		
134.023		<ul style="list-style-type: none"> <li>-Dodatno (pasivno) ključanje</li> <li>- Oznaka proizvođača Stublina: 4045.00</li> <li>- Additional (passive) locking</li> <li>- Manufacturer code Stublina: 4045.00</li> </ul>		
134.037.01 02 03		<ul style="list-style-type: none"> <li>- Šarke nosivosti do 100 kg</li> <li>- Donja šarka ima podešavanje u dvije osi</li> <li>- Oznaka proizvođača Stublina: 4035.30.310 -bijela 4035.30.315 -siva 4035.30.313 -crna</li> <li>- Boje: 01- bijela; 02 - siva;03 - crna</li> <li>- Hinges weight load under 100 kg</li> <li>- Lower hinge has two-axial adjustment</li> <li>- Manufacturer code Stublina: 4035.30.310 - white 4035.30.315 - gray 4035.30.313 - black</li> <li>- Color: 01- white; 02 - gray;03 - black</li> </ul>		
134.038		<ul style="list-style-type: none"> <li>- Dodatni element (škare za okretno otvaranje) za šarke 4035.30.xxx - (samo za gornju šarku)</li> <li>- Oznaka proizvođača Stublina: 4047.00</li> <li>- Additional element (friction stays for turn opening) for hinges 4035.30.xxx - (only for the top hinge)</li> <li>- Manufacturer code Stublina: 4047.00</li> </ul>		
134.024		<ul style="list-style-type: none"> <li>- Dodatni umetak gornje šarke za nosivost do 130kg</li> <li>- Oznaka proizvođača Stublina: 4018.30.50U</li> <li>- Additional upper hinge insert for weight load up to 130kg</li> <li>- Manufacturer code Stublina: 4018.30.50U</li> </ul>		

### OTKLOPNO-ZAOKRETNI MEHANIZAM - GIESSE FUTURA 3D (130 micro) STANDARD TILT-TURN MECHANISM - GIESSE FUTURA 3D (130 micro) STANDARD

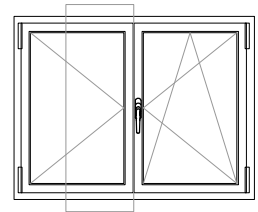
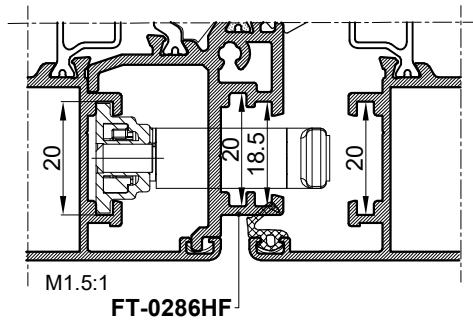
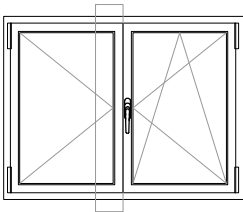
Nosivost max. 130 Kg (FUTURA 3D 130 micro)  
Load max. 130 Kg (FUTURA 3D 130 micro)



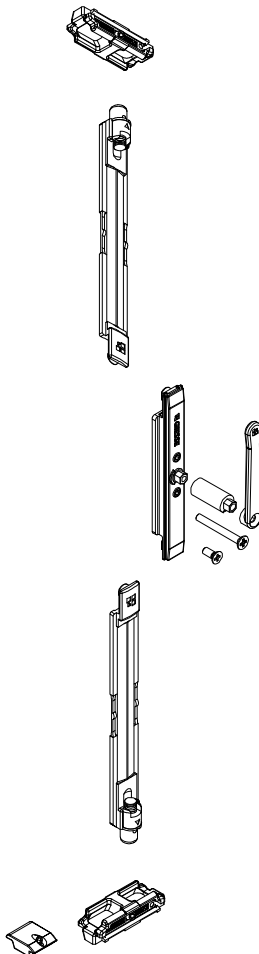
Oznaka Code	Izgled-presjek View-cross section	Opis Description	Materijal Material	Napomena Remark
135.015		<ul style="list-style-type: none"> <li>- Pogonski mehanizam za FUTURA 3D 130 micro mehanizam (...ručka 01094xxx)</li> <li>- Oznaka proizvođača Giese: 04704000</li> <li>- Drive gear for FUTURA 3D 130 micro mechanism (... handle 01094xxx)</li> <li>- Manufacturer code Giese: 04704000</li> </ul>		
135.012		<ul style="list-style-type: none"> <li>- Škare T1 za širinu krila: Fb= 410mm - 700mm</li> <li>- Oznaka proizvođača Giese: 04284000</li> <li>- Friction stays T1 for sash width: Fb= 410mm - 700mm</li> <li>- Manufacturer code Giese: 04284000</li> </ul>		
135.013		<ul style="list-style-type: none"> <li>- Škare T2 za širinu krila: Fb= 570mm - 1800mm</li> <li>- Oznaka proizvođača Giese: 04285000</li> <li>- Friction stays T2 for sash width: Fb= 570mm - 1800mm</li> <li>- Manufacturer code Giese: 04285000</li> </ul>		
135.016.01 02 03		<ul style="list-style-type: none"> <li>- Šarke nosivosti do 140 kg</li> <li>- Oznaka proizvođača Giese: 04711410 - bijela 04711376 - siva 04711500 - crna</li> <li>- Boje: 01- bijela; 02 - siva; 03 - crna</li> <li>- Hinges weight load under 140 kg</li> <li>- Manufacturer code Giese: 04711410 - white 04711376 - gray 04711500 - black</li> <li>- Color: 01- white; 02 - gray; 03 - black</li> </ul>		
105.005.01 02 03		<ul style="list-style-type: none"> <li>- Ručka; (LA 86/104mm), FUTURA 3D (130 micro)</li> <li>- Oznaka proizvođača Giese: 01094410 -bijela 01094376 -siva 01094500 -crna</li> <li>- Boje: 01- bijela; 02 - siva; 03 - crna</li> <li>- Handle; (LA 86/104mm), FUTURA 3D (130 micro)</li> <li>- Manufacturer code Giese: 01094410 -white 01094376 -gray 01094500 -black</li> <li>- Colors: 01- white; 02 - gray; 03 - black</li> </ul>		
135.021		<ul style="list-style-type: none"> <li>- Dodatni set ključanja po širini i visini za krilo preko L&gt;1000 mm i H&gt;1200mm</li> <li>- Oznaka proizvođača Giese: 04770000</li> <li>- additional set for horizontal and vertical locking for a sash over L&gt;1000 mm and H&gt;1200 mm</li> <li>- Manufacturer code Giese: 04770000</li> </ul>		

Oznaka Code	Izgled-presjek View-cross section	Opis Description	Materijal Material	Napomena Remark
135.014		<ul style="list-style-type: none"> <li>- Dodatne škare za krilo preko 1000 mm</li> <li>- Oznaka proizvođača Giese: 04301000</li> <li>- Additional friction stays for a sash over 1000 mm</li> <li>- Manufacturer code Giese: 04301000</li> </ul>		
135.029		<ul style="list-style-type: none"> <li>- Zapinjač</li> <li>- Oznaka proizvođača Giese: 04030000</li> <li>- Locking bolt</li> <li>- Manufacturer code Giese: 04030000</li> </ul>		
143.042		<ul style="list-style-type: none"> <li>- Prihvatnik zapinjača</li> <li>- Oznaka proizvođača Giese: 01347000</li> <li>- Locking bolt acceptor</li> <li>- Manufacturer code Giese: 01347000</li> </ul>		

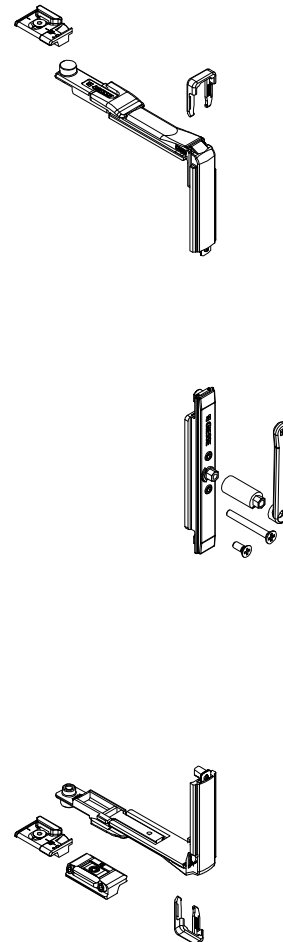
### OKOV ZA FIKSIRANJE POMOĆNOG KRILA - GIESSE LOCKING MECHANISM FOR AUXILIARY SASH - GIESSE





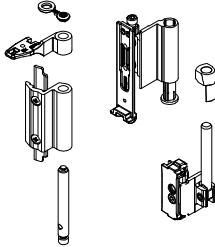
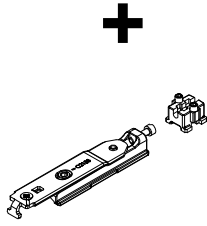
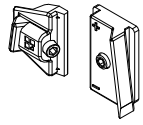
- **143.047** Okov za fiksiranje pomoćnog krila u dvije točke (montiranje okova u krilo)
- Oznaka proizvođača Giesse: 02178000
- **143.047** Locking mechanism for auxiliary sash in two points (mechanism in the sash)
- Manufacturer code Giesse: 02178000



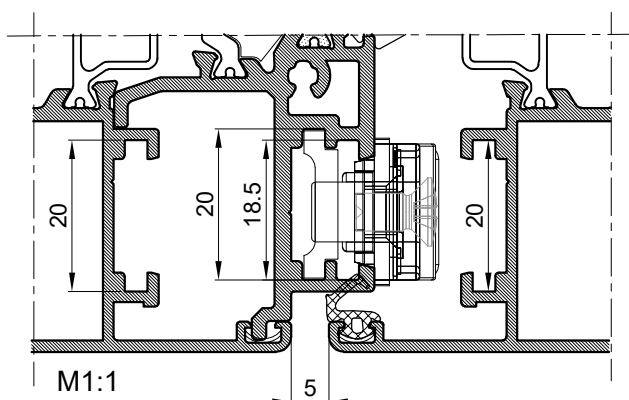
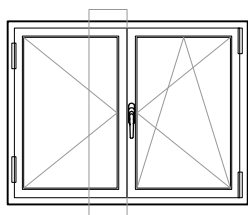
- **143.048** Okov za fiksiranje pomoćnog krila u više točaka; (montiranje okova u krilo)
- Oznaka proizvođača Giesse: 02179000
- **143.048** Locking mechanism for auxiliary sash - multiple points ; (mechanism in the sash)
- Manufacturer code Giesse: 02179000



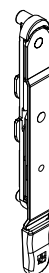
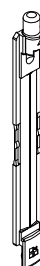



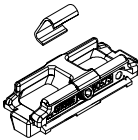
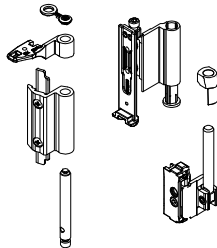
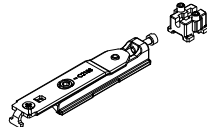
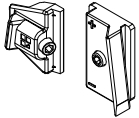

Oznaka Code	Izgled-presjek View-cross section	Opis Description	Materijal Material	Napomena Remark
143.047		<ul style="list-style-type: none"> <li>- Okov za fiksiranje pomoćnog krila u dvije točke (montiranje okova u krilo)</li> <li>- Oznaka proizvođača Giesse: 02178000</li> <li>- Locking mechanism for auxiliary sash in two points (mechanism in the sash)</li> <li>- Manufacturer code Giesse: 02178000</li> </ul>		
143.048		<ul style="list-style-type: none"> <li>- Okov za fiksiranje pomoćnog krila u više točaka (montiranje okova u krilo)</li> <li>- Oznaka proizvođača Giesse: 02179000</li> <li>- Locking mechanism for auxiliary sash in two points (mechanism in the sash)</li> <li>- Manufacturer code Giesse: 02179000</li> </ul>		
135.016.01 02 03		<ul style="list-style-type: none"> <li>- Šarke nosivosti do 130 kg</li> <li>- Oznaka proizvođača Giesse: 04711410 - bijela 04711376 - siva 04711500 - crna</li> <li>- Boje: 01- bijela; 02 - siva; 03 - crna</li> <li>- Hinges weight load under 130 kg</li> <li>- Manufacturer code Giesse: 04711410 - white 04711376 - gray 04711500 - black</li> <li>- Color: 01- white; 02 - gray; 03 - black</li> </ul>		
135.041		<ul style="list-style-type: none"> <li>- Dodatni element za šarke 04711xxx (samo za gornju šarku)</li> <li>- Oznaka proizvođača Giesse: 04728000</li> <li>- Additional element for hinges 04711xxx (only for the top hinge)</li> <li>- Manufacturer code Giesse: 04728000</li> </ul>		
143.045		<ul style="list-style-type: none"> <li>- Dodatni element (pasivno ključ.) pomoćnog krila</li> <li>- Oznaka proizvođača Giesse: 01350K</li> <li>- Additional element (passive lock.) of the auxiliary sash</li> <li>- Manufacturer code Giesse: 01350K</li> </ul>		

### OKOV ZA FIKSIRANJE POMOĆNOG KRILA - GIESSE LOCKING MECHANISM FOR AUXILIARY SASH - GIESSE



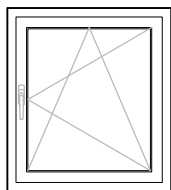
- **143.043** Okov za fiksiranje pomoćnog krila u dvije točke (montiranje okova u kombatutu)
- Oznaka proizvođača Giesse: 02191K
- **143.043** Locking mechanism for auxiliary sash in two points (mechanism in the flaying mullion)
- Manufacturer code Giesse: 02191K



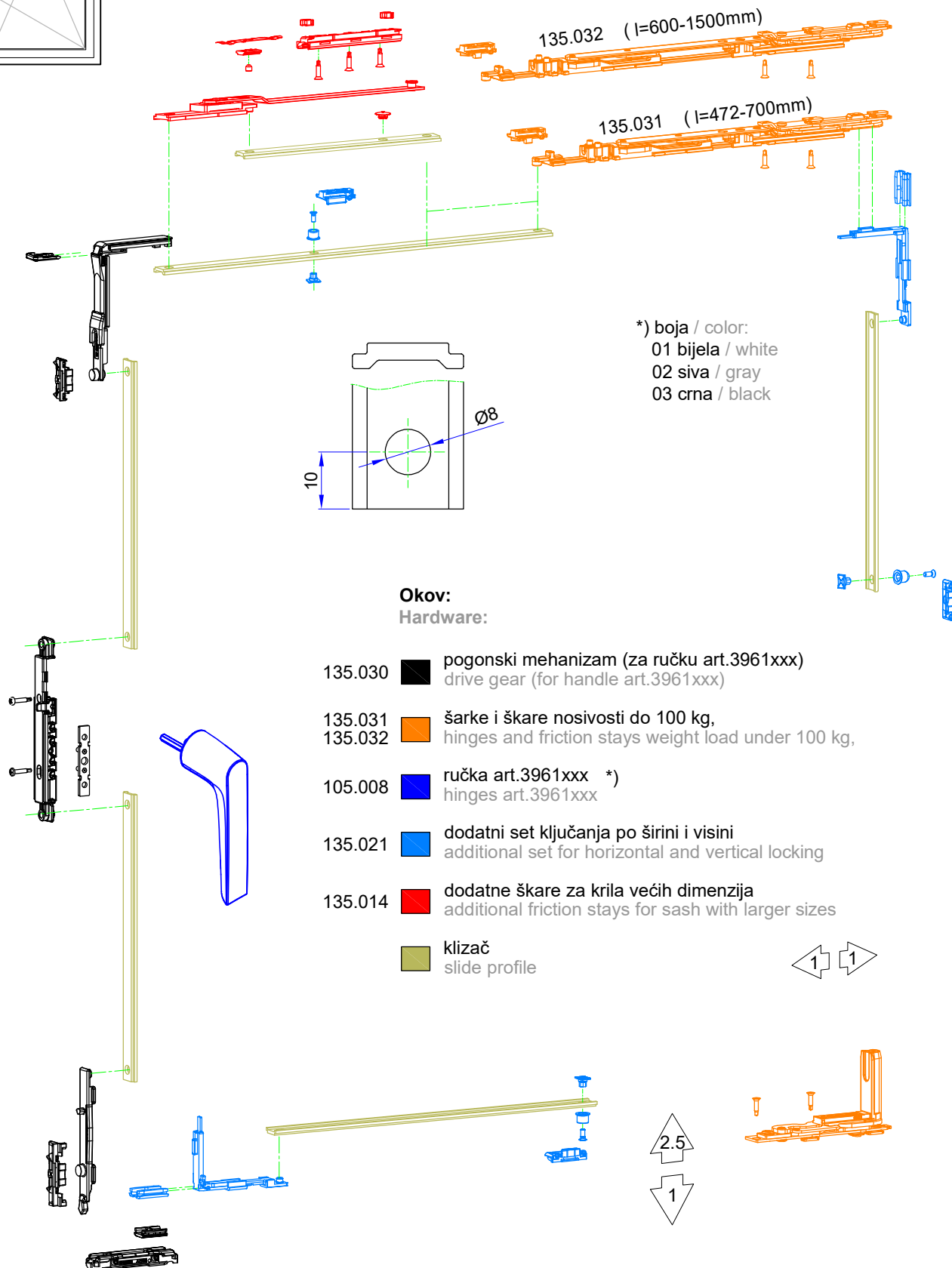
Oznaka Code	Izgled-presjek View-cross section	Opis Description	Materijal Material	Napomena Remark
143.043		<ul style="list-style-type: none"> <li>- Okov za fiksiranje pomoćnog krila u dvije točke (montiranje okova u kombatutu)</li> <li>- Oznaka proizvođača Giese: 02191K</li> <li>- Locking mechanism for auxiliary sash in two points (mechanism in flaying mullion)</li> <li>- Manufacturer code Giese: 02191K</li> </ul>		
143.046		<ul style="list-style-type: none"> <li>- Pripjeh zapinjača</li> <li>- Oznaka proizvođača Giese: 01348K</li> <li>- Locking bolt acceptor</li> <li>- Manufacturer code Giese: 01348K</li> </ul>		
135.016.01 02 03		<ul style="list-style-type: none"> <li>- Šarke nosivosti do 130 kg</li> <li>- Oznaka proizvođača Giese: 04711410 - bijela 04711376 - siva 04711500 - crna</li> <li>- Boje: 01- bijela; 02 - siva; 03 - crna</li> <li>- Hinges weight load under 130 kg</li> <li>- Manufacturer code Giese: 04711410 - white 04711376 - gray 04711500 - black</li> <li>- Color: 01- white; 02 - gray; 03 - black</li> </ul>		
135.041		<ul style="list-style-type: none"> <li>- Dodatni element za šarke 04711xxx (samo za gornju šarku)</li> <li>- Oznaka proizvođača Giese: 04728000</li> <li>- Additional element for hinges 04711xxx (only for the top hinge)</li> <li>- Manufacturer code Giese: 04728000</li> </ul>		
143.045		<ul style="list-style-type: none"> <li>- Dodatni element (pasivno ključ.) pomoćnog krila</li> <li>- Oznaka proizvođača Giese: 01350K</li> <li>- Additional element (passive lock.) of the auxiliary sash</li> <li>- Manufacturer code Giese: 01350K</li> </ul>		
143.050		<ul style="list-style-type: none"> <li>- Priključna šipka za radni mehanizam</li> <li>- Oznaka proizvođača Giese: 02187</li> <li>- Connection rod for the operating mechanism</li> <li>- Manufacturer code Giese: 02187</li> </ul>		


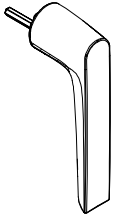
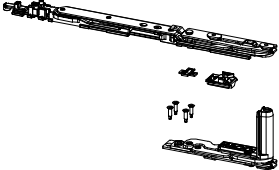
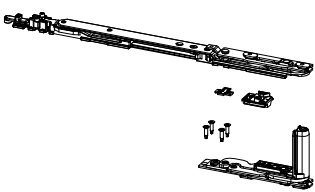
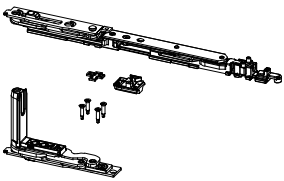
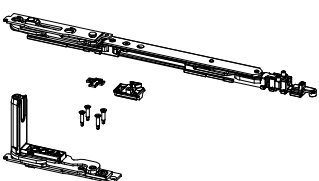


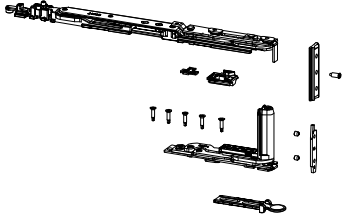
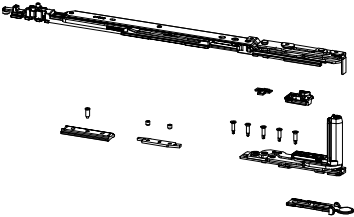
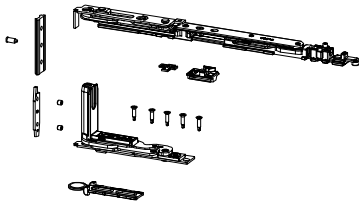
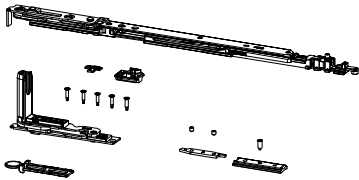
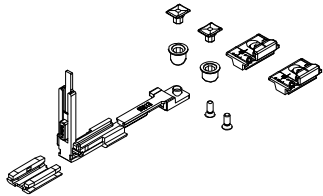
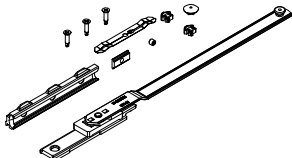
### SKRIVENI OTKLOPNO-ZAKRETNI MEHANIZAM - GIESSE CHIC 3D 100 STANDARD HIDDEN TILT-TURN MECHANISM - GIESSE CHIC 3D 100 STANDARD


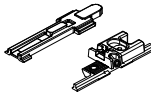
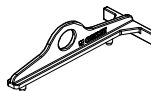
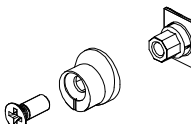
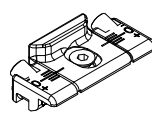


Nosivost max. 100 Kg (CHIC 3D 100) / 130 Kg (CHIC 3D 130)  
Load max. 100 Kg (CHIC 3D 100) / 130 Kg (CHIC 3D 130)

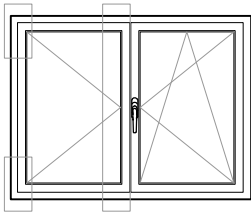


Oznaka Code	Izgled-presjek View-cross section	Opis Description	Materijal Material	Napomena Remark
135.030		<ul style="list-style-type: none"> <li>- Pogonski mehanizam za Ultra mehanizam (...ručka 03961xxx )</li> <li>- Oznaka proizvođača Giesse: 0395200001</li> <li>- Drive gear for Ultra mechanism (... handle 03961xxx)</li> <li>- Manufacturer code Giesse: 0395200001</li> </ul>		
105.008.01 02 03		<ul style="list-style-type: none"> <li>- Ručka bez rozete, za Ultra mehanizam</li> <li>- Oznaka proizvođača Giesse: 03961410 -bijela 03961376 -siva 03961500 -crna</li> <li>- Boje: 01- bijela; 02 - siva; 03 - crna</li> <li>- Handle without rosette, for Ultra mechanism</li> <li>- Manufacturer code Giesse: 03961410 -white 03961376 -gray 03961500 -black</li> <li>- Colors: 01- white; 02 - gray; 03 - black</li> </ul>		
135.031		<ul style="list-style-type: none"> <li>- Šarka+škara T1, <b>desna</b> za krilo 472-700 mm</li> <li>- Oznaka proizvođača Giesse: 043550001</li> <li>- Otvaranje krila do 180°</li> <li>- Za nosivost do <b>100kg</b></li> <li>- Hinge+friction stays T1, right for sash 472-700 mm</li> <li>- Manufacturer code Giesse: 043550001</li> <li>- Sash opening up 180°</li> <li>- For weight load up to <b>100kg</b></li> </ul>		
135.032		<ul style="list-style-type: none"> <li>- Šarka+škara T2, <b>desna</b> za krilo 600-1500mm</li> <li>- Oznaka proizvođača Giesse: 043560001</li> <li>- Otvaranje krila do 180°</li> <li>- Za nosivost do <b>100kg</b></li> <li>- Hinge+friction stays T2, right for sash 600-1500mm</li> <li>- Manufacturer code Giesse: 043560001</li> <li>- Sash opening up 180°</li> <li>- For weight load up to <b>100kg</b></li> </ul>		
135.033		<ul style="list-style-type: none"> <li>- Šarka+škara T1, <b>lijeva</b> za krilo 472-700 mm</li> <li>- Oznaka proizvođača Giesse: 043550002</li> <li>- Otvaranje krila do 180°</li> <li>- Za nosivost do <b>100kg</b></li> <li>- Hinge+friction stays T1, left for sash 472-700 mm</li> <li>- Manufacturer code Giesse: 043550002</li> <li>- Sash opening up 180°</li> <li>- For weight load up to <b>100kg</b></li> </ul>		
135.034		<ul style="list-style-type: none"> <li>- Šarka+škara T2, <b>lijeva</b> za krilo 600-1500mm</li> <li>- Oznaka proizvođača Giesse: 043560002</li> <li>- Otvaranje krila do 180°</li> <li>- Za nosivost do <b>100kg</b></li> <li>- Hinge+friction stays T2, left for sash 600-1500mm</li> <li>- Manufacturer code Giesse: 043560002</li> <li>- Sash opening up 180°</li> <li>- For weight load up to <b>100kg</b></li> </ul>		


Oznaka Code	Izgled-presjek View-cross section	Opis Description	Materijal Material	Napomena Remark
135.037		<ul style="list-style-type: none"> <li>- Šarka+škara T1, <b>desna</b> za krilo 472-700 mm</li> <li>- Oznaka proizvođača Giesse: 044250001</li> <li>- Otvaranje krila do 180°</li> <li>- Za nosivost do <b>130kg</b></li> <li>- Hinge+friction stays T1, right for sash 472-700 mm</li> <li>- Manufacturer code Giesse: 043550001</li> <li>- Sash opening up 180°</li> <li>- For weight load up to <b>130kg</b></li> </ul>		
135.038		<ul style="list-style-type: none"> <li>- Šarka+škara T2, <b>desna</b> za krilo 600-1600mm</li> <li>- Oznaka proizvođača Giesse: 044260001</li> <li>- Otvaranje krila do 180°</li> <li>- Za nosivost do <b>130kg</b></li> <li>- Hinge+friction stays T2, right for sash 600-1600mm</li> <li>- Manufacturer code Giesse: 044260001</li> <li>- Sash opening up 180°</li> <li>- For weight load up to <b>130kg</b></li> </ul>		
135.039		<ul style="list-style-type: none"> <li>- Šarka+škara T1, <b>lijeva</b> za krilo 472-700 mm</li> <li>- Oznaka proizvođača Giesse: 044250002</li> <li>- Otvaranje krila do 180°</li> <li>- Za nosivost do <b>130kg</b></li> <li>- Hinge+friction stays T1, left for sash 472-700 mm</li> <li>- Manufacturer code Giesse: 044250002</li> <li>- Sash opening up 180°</li> <li>- For weight load up to <b>130kg</b></li> </ul>		
135.040		<ul style="list-style-type: none"> <li>- Šarka+škara T2, <b>lijeva</b> za krilo 600-1600mm</li> <li>- Oznaka proizvođača Giesse: 044260002</li> <li>- Otvaranje krila do 180°</li> <li>- Za nosivost do <b>130kg</b></li> <li>- Hinge+friction stays T2, left for sash 600-1600mm</li> <li>- Manufacturer code Giesse: 044260002</li> <li>- Sash opening up 180°</li> <li>- For weight load up to <b>130kg</b></li> </ul>		
135.021		<ul style="list-style-type: none"> <li>- Dodatni set ključanja po širini i visini za krilo preko H&gt;1200 mm</li> <li>- Oznaka proizvođača Giesse: 04770000</li> <li>- additional set for horizontal and vertical locking for a sash over H&gt;1200 mm</li> <li>- Manufacturer code Giesse: 04770000</li> </ul>		
135.014		<ul style="list-style-type: none"> <li>- Dodatne škarje za krilo preko 1000 mm</li> <li>- Oznaka proizvođača Giesse: 04301000</li> <li>- Additional friction stays for a sash over 1000 mm</li> <li>- Manufacturer code Giesse: 04301000</li> </ul>		

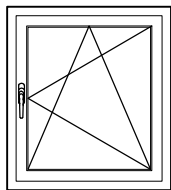
Oznaka Code	Izgled-presjek View-cross section	Opis Description	Materijal Material	Napomena Remark
135.023		<ul style="list-style-type: none"> <li>- Dodatna ruka za ograničavanje otvaranja krila, za L&gt;500, od 25° do 120°</li> <li>- Oznaka proizvođača Giese: 02030000</li> <li>- Additional arm to limit sash opening, for L&gt;500, from 25° to 120°</li> <li>- Manufacturer code Giese: 02030000</li> </ul>		
135.035		<ul style="list-style-type: none"> <li>- Dodatni element za škaru, za krila po visini manja od 1200 a po širini veća od 1000 mm</li> <li>- Oznaka proizvođača Giese: 04357000</li> <li>- Additional element for friction stays, for sash at a height of less than 1200 and widths greater than 1000 mm</li> <li>- Manufacturer code Giese: 04357000</li> </ul>		
135.036		<ul style="list-style-type: none"> <li>- Šablon za pozicioniranje škara</li> <li>- Oznaka proizvođača Giese: 03535</li> <li>- Template for positioning friction stays</li> <li>- Manufacturer code Giese: 03535</li> </ul>		
135.029		<ul style="list-style-type: none"> <li>- Zapinjač</li> <li>- Oznaka proizvođača Giese: 04030000</li> <li>- Locking bolt</li> <li>- Manufacturer code Giese: 04030000</li> </ul>		
143.042		<ul style="list-style-type: none"> <li>- Prihvatnik zapinjača</li> <li>- Oznaka proizvođača Giese: 01347000</li> <li>- Locking bolt acceptor</li> <li>- Manufacturer code Giese: 01347000</li> </ul>		



SKRIVENI OKOV ZA FIKSIRANJE POMOĆNOG KRILA - GIESSE CHIC 3D  
HIDDEN LOCKING MECHANISM FOR AUXILIARY SASH - GIESSE CHIC 3D

Oznaka Code	Izgled-presjek View-cross section	Opis Description	Materijal Material	Napomena Remark
115.011		<ul style="list-style-type: none"> <li>- Skrivene šarke za pomoćno krilo - <b>lijevi</b></li> <li>- Oznaka proizvođača Giesse: 043540002</li> <li>- Za nosivost do <b>100kg</b></li> <li>- Hidden Hinges for the auxiliary sash - <b>left</b></li> <li>- Manufacturer code Giesse: 043540002</li> <li>- For weight load up to <b>100kg</b></li> </ul>		
115.012		<ul style="list-style-type: none"> <li>- Skrivene šarke za pomoćno krilo - <b>desni</b></li> <li>- Oznaka proizvođača Giesse: 043540001</li> <li>- Za nosivost do <b>100kg</b></li> <li>- Hidden hinges for the auxiliary sash - <b>right</b></li> <li>- Manufacturer code Giesse: 043540001</li> <li>- For weight load up to <b>100kg</b></li> </ul>		
115.013		<ul style="list-style-type: none"> <li>- Skrivene šarke za pomoćno krilo - <b>lijevi</b></li> <li>- Oznaka proizvođača Giesse: 044240002</li> <li>- Za nosivost do <b>130kg</b></li> <li>- Hidden Hinges for the auxiliary sash - <b>left</b></li> <li>- Manufacturer code Giesse: 044240002</li> <li>- For weight load up to <b>130kg</b></li> </ul>		
115.014		<ul style="list-style-type: none"> <li>- Skrivene šarke za pomoćno krilo - <b>desni</b></li> <li>- Oznaka proizvođača Giesse: 044240001</li> <li>- Za nosivost do <b>130kg</b></li> <li>- Hidden hinges for the auxiliary sash - <b>right</b></li> <li>- Manufacturer code Giesse: 044240001</li> <li>- For weight load up to <b>130kg</b></li> </ul>		
143.044		<ul style="list-style-type: none"> <li>- Dodatni element (pasivno ključ.) pomoćnog krila (za h=1200-1800 -1 kom, a preko 1800 -2 kom)</li> <li>- Oznaka proizvođača Giesse: 04358000</li> <li>- Additional element (passive locking) of the auxiliary sash (for h=1200-1800 -1 kom, and over 1800 -2 kom)</li> <li>- Manufacturer code Giesse: 04358000</li> </ul>		

Oznaka Code	Izgled-presjek View-cross section	Opis Description	Materijal Material	Napomena Remark
143.048		<ul style="list-style-type: none"> <li>- Okov za fiksiranje pomoćnog krila u više točaka (montiranje okova u krilo)</li> <li>- Oznaka proizvođača Giese: 02179000</li> <li>- Locking mechanism for auxiliary sash in two points (mechanism in the sash)</li> <li>- Manufacturer code Giese: 02179000</li> </ul>		

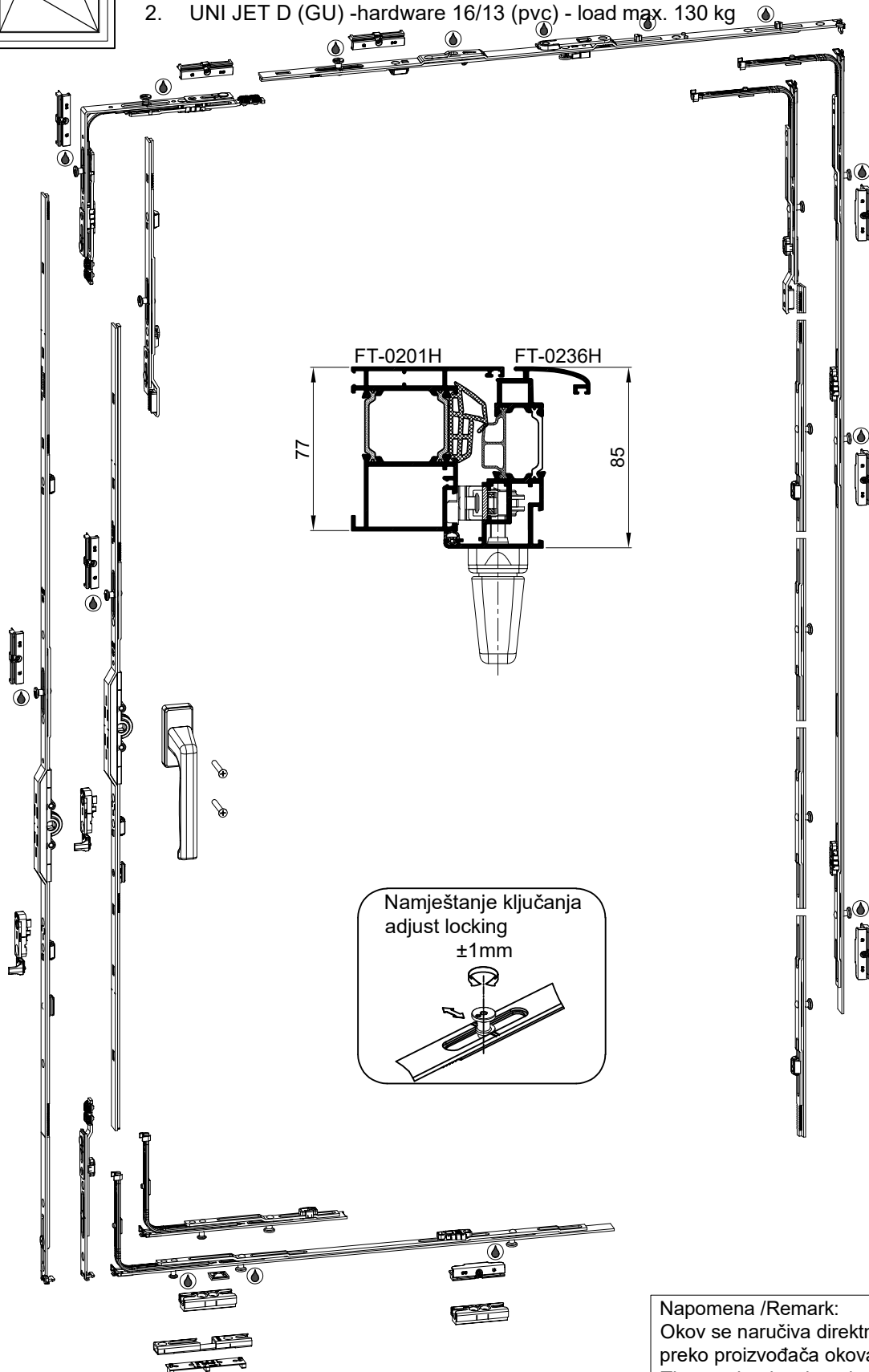


Otklopno-zaokretni okov za jednokrlni prozor:

1. UNI JET C (GU) -okov 16/13 (pvc) - max.nosivist 130 kg
2. UNI JET D (GU) -okov 16/13 (pvc) - max.nosivist 130 kg

Opening and turning hardware for a single-sash window:

1. UNI JET C (GU) -hardware 16/13 (pvc) - load max.130 kg
2. UNI JET D (GU) -hardware 16/13 (pvc) - load max. 130 kg



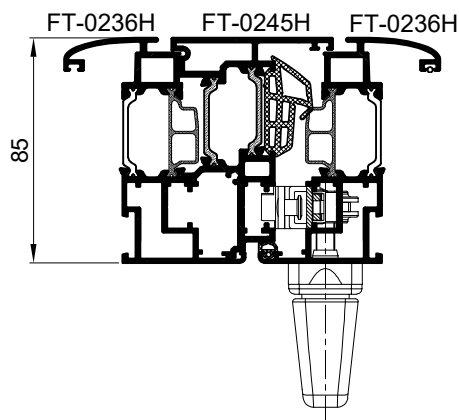
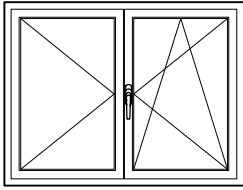
Napomena /Remark:  
Okov se naručiva direktno  
preko proizvođača okova -GU  
The mechanism is ordered directly  
through the hardware manufacturer -GU

Otklopno-zaokretni okov za dvokrilni prozor:

1. UNI JET C (GU) -okov 16/13 (pvc) - max.nosivost 130 kg
2. UNI JET D (GU) -okov 16/13 (pvc) - max.nosivost 130 kg

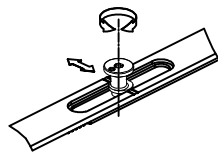
Opening and turning hardware for a double-sash window:

1. UNI JET C (GU) -hardware 16/13 (pvc) - load max.130 kg
2. UNI JET D (GU) -hardware 16/13 (pvc) - load max. 130 kg

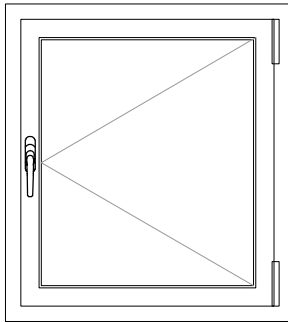


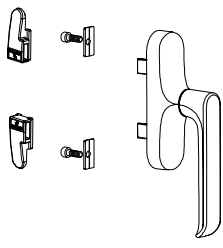

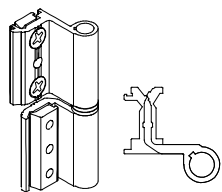
Okov pomoćnog krila se ugrađuje u žlijeb kombatute.  
Okov pomoćnog krila se ugrađuje u žlijeb kombatute.

Namještanje ključanja  
adjust locking  
 $\pm 1\text{mm}$

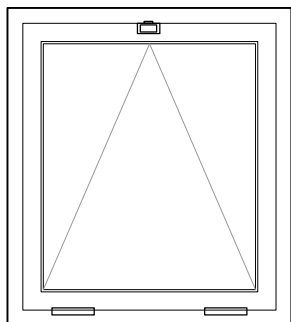


Napomena /Remark:  
Okov se naručiva direktno  
preko proizvođača okova -GU  
The mechanism is ordered directly  
through the hardware manufacturer -GU

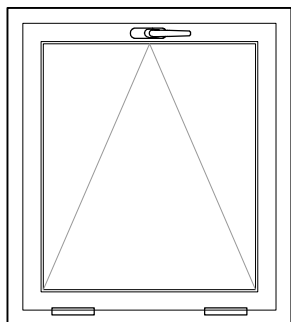
OKOV ZA ZAOKRETNOST OTVARANJE  
TURN OPENING MECHANISM

Oznaka Code	Izgled-presjek View-cross section	Opis Description	Materijal Material	Napomena Remark
104.011.01 02 03		<ul style="list-style-type: none"> <li>- Ručka za prozor</li> <li>- Oznaka proizvođača Stublina: 1102.00.310 -bijela 315 -siva 313 -crna</li> <li>- Boje: 01- bijela; 02 - siva;03 - crna</li> <li>- Window handle</li> <li>- Manufacturer code Stublina: 1102.00.310 -white 315 -gray 313 -black</li> <li>- Color: 01- white; 02 - gray;03 - black</li> </ul>	AlSi Zamak	
144.044		<ul style="list-style-type: none"> <li>- Set zapinjača sa prihvatom</li> <li>- Oznaka proizvođača Stublina: 4009.30</li> <li>- Set locking bolts with acceptor</li> <li>- Manufacturer code Stublina: 4009.30</li> </ul>		
111.001.01 02 03		<ul style="list-style-type: none"> <li>- Dvodijelna šarka EURO ŽLIJEB</li> <li>- Stara oznaka E-100</li> <li>- Boje: 01- bijela; 02 - siva;03 - crna</li> <li>- Two-part hinge EURO GROOVE</li> <li>- Former code E-100</li> <li>- Color: 01- white; 02 - gray;03 - black</li> </ul>		

### OTKLOPNI MEHANIZAM (VENTUS) SA BRAVICOM ZA ZATVARANJE TILT MECHANISM (VENTUS) WITH LOCK FOR CLOSING

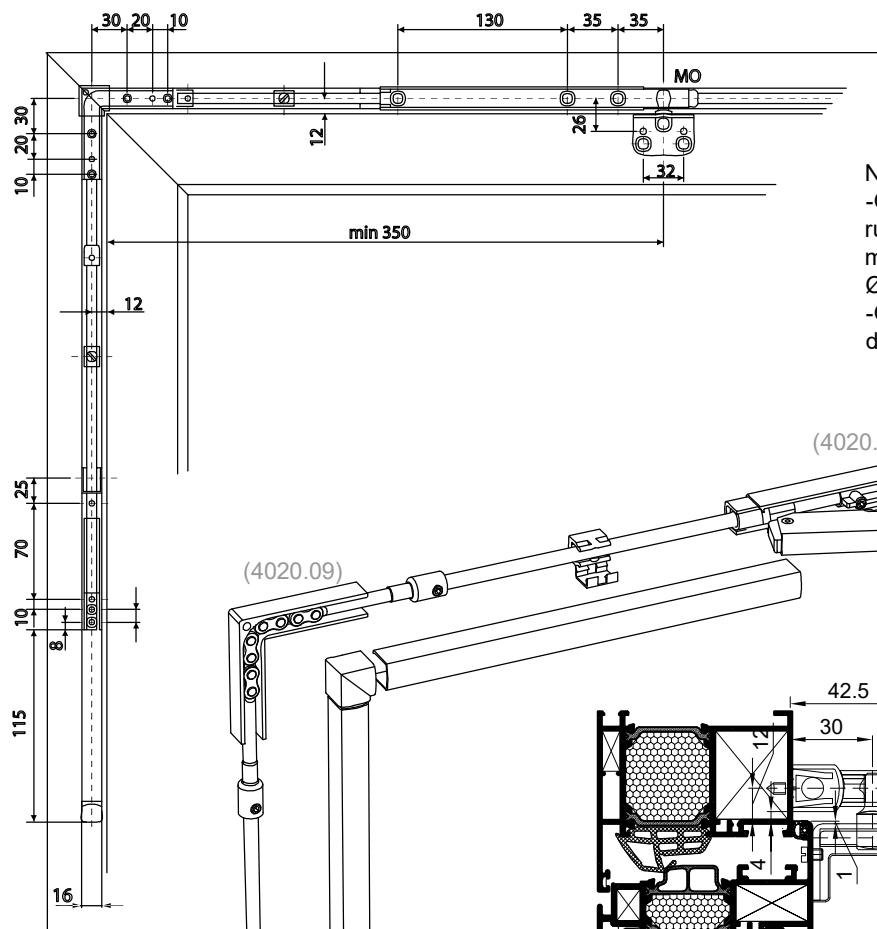


Oznaka Code	Izgled-presjek View-cross section	Opis Description	Materijal Material	Napomena Remark
124.005.01 02 03		<ul style="list-style-type: none"> <li>- Bravica za zatvaranje otklopnog prozora</li> <li>- Oznaka proizvođača Stublina: 1014.00.310 -bijela 315 -siva 313 -crna</li> <li>- Boje: 01- bijela; 02 - siva;03 - crna</li> <li>- Lock for closing tilt window</li> <li>- Manufacturer code Stublina: 1014.00.310 -white 315 -gray 313 -black</li> <li>- Color: 01- white; 02 - gray;03 - black</li> </ul>		
131.002		<ul style="list-style-type: none"> <li>- Škare za otklopni prozor</li> <li>- Stara oznaka: E-350</li> <li>- Friction stays for hung-vent window</li> <li>- Former code: E-350</li> </ul>		
111.001.01 02 03		<ul style="list-style-type: none"> <li>- Dvodijelna šarka EURO ŽLIJEB</li> <li>- Stara oznaka E-100</li> <li>- Boje: 01- bijela; 02 - siva;03 - crna</li> <li>- Two-part hinge EURO GROOVE</li> <li>- Former code E-100</li> <li>- Color: 01- white; 02 - gray;03 - black</li> </ul>		

OTKLOPNI MEHANIZAM (VENTUS) SA RUČKOM  
TILT MECHANISM (VENTUS) WITH HANDLE

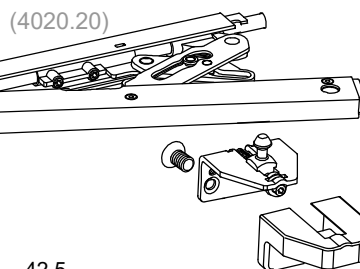
Oznaka Code	Izgled-presjek View-cross section	Opis Description	Materijal Material	Napomena Remark
<b>104.011.01</b> <b>02</b> <b>03</b>		<ul style="list-style-type: none"> <li>- Ručka za prozor</li> <li>- Oznaka proizvođača Stublina: 1102.00.310 -bijela 315 -siva 313 -crna</li> <li>- Boje: 01- bijela; 02 - siva;03 - crna</li> <li>- Window handle</li> <li>- Manufacturer code Stublina: 1102.00.310 -white 315 -gray 313 -black</li> <li>- Color: 01- white; 02 - gray;03 - black</li> </ul>	AlSi Zamak	
<b>131.002</b>		<ul style="list-style-type: none"> <li>- Škare za otklopni provoz</li> <li>- Stara oznaka: E-350</li> <li>- Friction stays for hung-vent window</li> <li>- Former code: E-350</li> </ul>		
<b>111.001.01</b> <b>02</b> <b>03</b>		<ul style="list-style-type: none"> <li>- Dvodijelna šarka EURO ŽLIJEB</li> <li>- Stara oznaka E-100</li> <li>- Boje: 01- bijela; 02 - siva;03 - crna</li> <li>- Two-part hinge EURO GROOVE</li> <li>- Former code E-100</li> <li>- Color: 01- white; 02 - gray;03 - black</li> </ul>		
<b>144.044</b>		<ul style="list-style-type: none"> <li>- Set zapinjača sa prihvatom</li> <li>- Oznaka proizvođača Stublina: 4009.30</li> <li>- Set locking bolts with acceptor</li> <li>- Manufacturer code Stublina: 4009.30</li> </ul>		

134.006.xx- OTKLOPNI MEHANIZAM (VENTUS) SA RUČKOM ZA VISINU - STUBLINA (art.4020.00)  
134.006.xx- TILT MECHANISM (VENTUS) WITH HANDLE FOR HEIGHT - STUBLINA (art.4020.00)



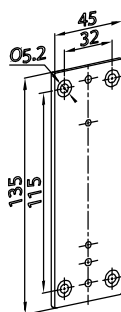
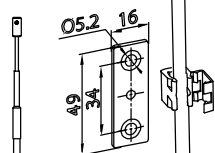
Napomena:

- Otvore na štoku za ugradnju pogonske ručice 4020.30, kutnog okova 4020.09 mehanizama otvarača 4020.20 bušiti na Ø3mm.
- Otvore na krilu za ugradnju kutnog nosača držača krila 4020.05 bušiti na Ø5.2mm

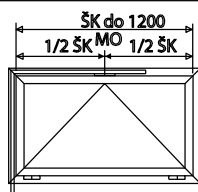


Remark:

- Openings on frame for installation of driving handle 4020.30 of corner hardware 4020.09 opening mechanism 4020.20 drill for Ø3mm
- Openings on sash for installation of corner bracket plate holder 4020.05 drill for Ø5.2mm

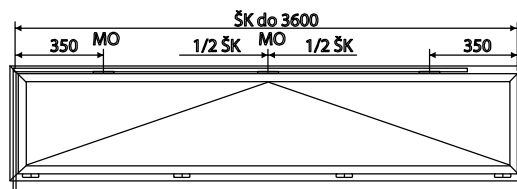
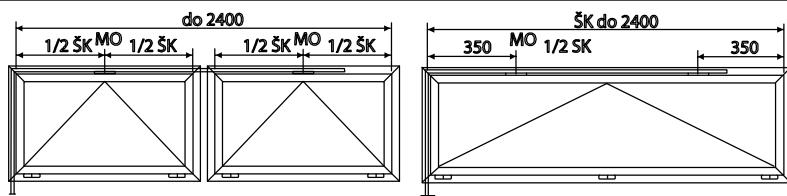


(4020.30)

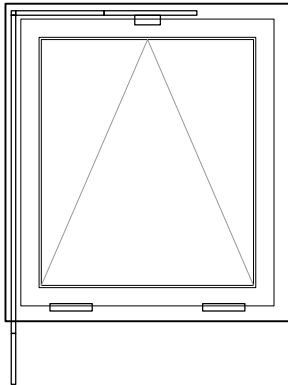


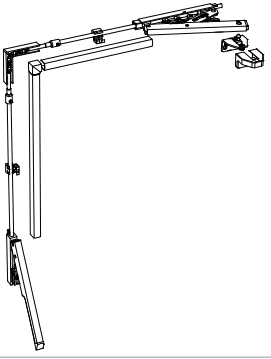
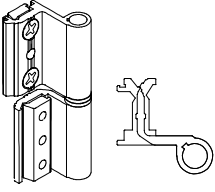
Legenda / Legend:

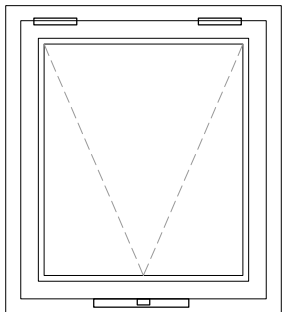
Mehanizam otvarača / Opening mechanism.....Mo  
Širina krila / Sash width.....ŠK

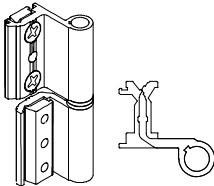




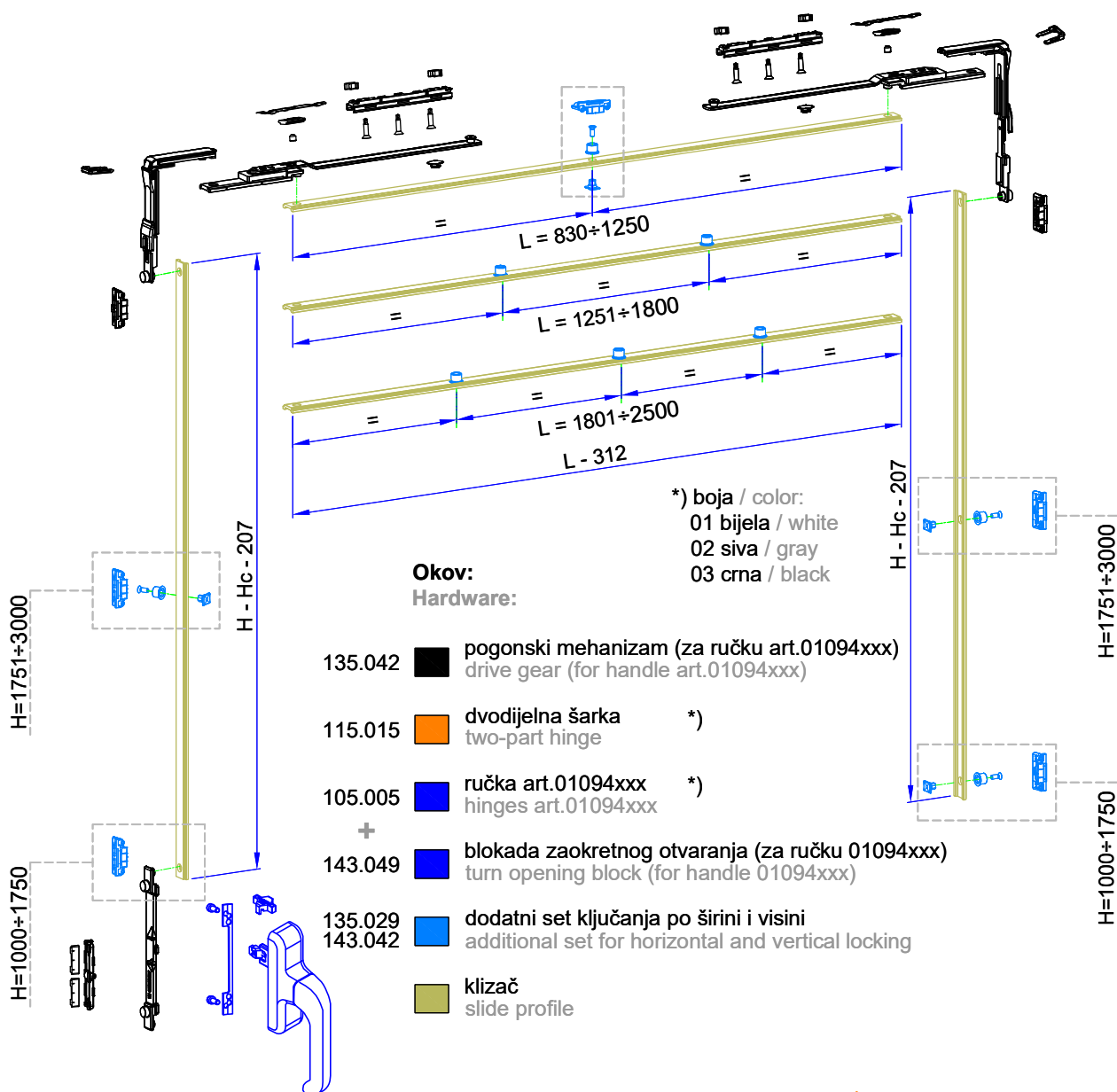
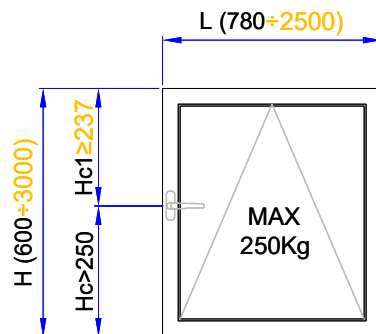
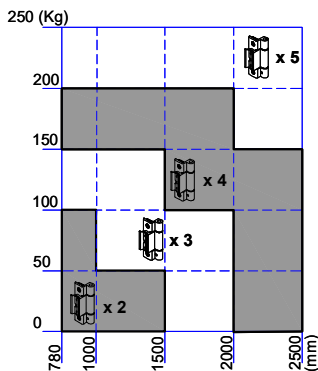
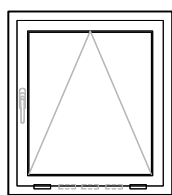
OTKLOPNI MEHANIZAM (VENTUS) SA RUČKOM ZA VISINU  
TILT MECHANISM (VENTUS) WITH HANDLE FOR HEIGHT

Oznaka Code	Izgled-presjek View-cross section	Opis Description	Materijal Material	Napomena Remark
134.006.01 02 03		<ul style="list-style-type: none"> <li>- Ventus set širina krila do 1200 mm</li> <li>- Oznaka proizvođača Stublina: 4020.00.310 -bijela 315 -siva 313 -crna</li> <li>- Boje: 01- bijela; 02 - siva;03 - crna</li> <li>- Ventus set - sash width up to 1200 mm</li> <li>- Manufacturer code Stublina: 4020.00.310 -white 315 -gray 313 -black</li> <li>- Color: 01- white; 02 - gray;03 - black</li> </ul>		
111.001.01 02 03		<ul style="list-style-type: none"> <li>- Dvodijelna šarka EURO ŽLIJEB</li> <li>- Stara oznaka E-100</li> <li>- Boje: 01- bijela; 02 - siva;03 - crna</li> <li>- Two-part hinge EURO GROOVE</li> <li>- Former code E-100</li> <li>- Color: 01- white; 02 - gray;03 - black</li> </ul>		

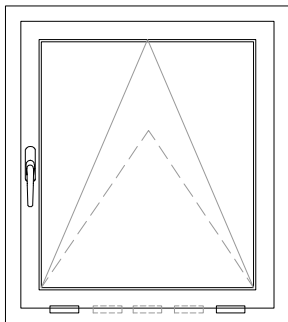
OTKLOPNI MEHANIZAM (VENTUS) SA ELEKTROMOTOROM  
TILT MECHANISM (VENTUS) WITH ELECTRIC MOTOR

Oznaka Code	Izgled-presjek View-cross section	Opis Description	Materijal Material	Napomena Remark
111.001.01 02 03		<ul style="list-style-type: none"> <li>- Dvodijelna šarka EURO ŽLIJEB</li> <li>- Stara oznaka E-100</li> <li>- Boje: 01- bijela; 02 - siva; 03 - crna</li> <li>- Two-part hinge EURO GROOVE</li> <li>- Former code E-100</li> <li>- Color: 01- white; 02 - gray; 03 - black</li> </ul>		
142.019		Motor za otvaranje G-U ELTRAL K20; hod 200 mm; Oznaka proizvođača: K-17645-20-0-1		
142.020		Motor za otvaranje G-U ELTRAL K20; hod 300 mm; Oznaka proizvođača: K-17645-30-0-1		
142.021		Motor za otvaranje G-U ELTRAL K20; hod 400 mm; Oznaka proizvođača: K-17645-40-0-1		
142.035		Set prihvatnika za motor G-U ELTRAL K22/25 ; Oznaka proizvođača: K-17706-00-0-8		

### OTKLOPNI MEHANIZAM (VENTUS) SA RUČKOM NA OKOMICI TILT MECHANISM (VENTUS) WITH THE HANDLE ON THE SIDE

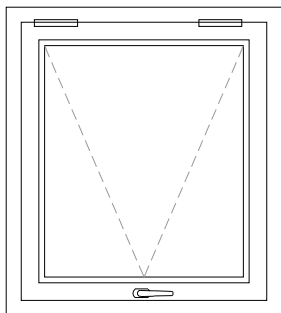


### OTKLOPNI MEHANIZAM (VENTUS) SA RUČKOM NA OKOMICI TILT MECHANISM (VENTUS) WITH THE HANDLE ON THE SIDE








Oznaka Code	Izgled-presjek View-cross section	Opis Description	Materijal Material	Napomena Remark
135.042		<ul style="list-style-type: none"> <li>- Pogonski mehanizam za otklopni prozor- (ventus) sa ručkom na vertikali (...ručka 01094xxx)</li> <li>- Oznaka proizvođača Giesse: 01175000</li> <li>- Drive gear for tilt window (ventus) with the handle on the side (... handle 01094xxx)</li> <li>- Manufacturer code Giesse: 01175000</li> </ul>		
115.015.01 02 03		<ul style="list-style-type: none"> <li>- Dvodijelna šarka</li> <li>- Oznaka proizvođača Giesse: 00600410 -bijela 00600376 -siva 00600500 -crna</li> <li>- Boje: 01- bijela; 02 - siva;03 - crna</li> <li>- Two-part hinge</li> <li>- Manufacturer code Giesse: 00600410 -white 00600376 -gray 00600500 -black</li> <li>- Color: 01- white; 02 - gray;03 - black</li> </ul>		
105.005.01 02 03		<ul style="list-style-type: none"> <li>- Ručka; (LA 86/104mm), FUTURA 3D (130 micro)</li> <li>- Oznaka proizvođača Giesse: 01094410 -bijela 01094376 -siva 01094500 -crna</li> <li>- Boje: 01- bijela; 02 - siva; 03 - crna</li> <li>- Handle; (LA 86/104mm), FUTURA 3D (130 micro)</li> <li>- Manufacturer code Giesse: 01094410 -bijela 01094376 -siva 01094500 -crna</li> <li>- Colors: 01- white; 02 - gray; 03 - black</li> </ul>		
143.049		<ul style="list-style-type: none"> <li>- Blokada zaokretnog otvaranja (...za ručku 01094xxx )</li> <li>- Oznaka proizvođača Giesse: 02235</li> <li>- Turn opening block</li> <li>- Manufacturer code Stublina: 02235</li> </ul>		



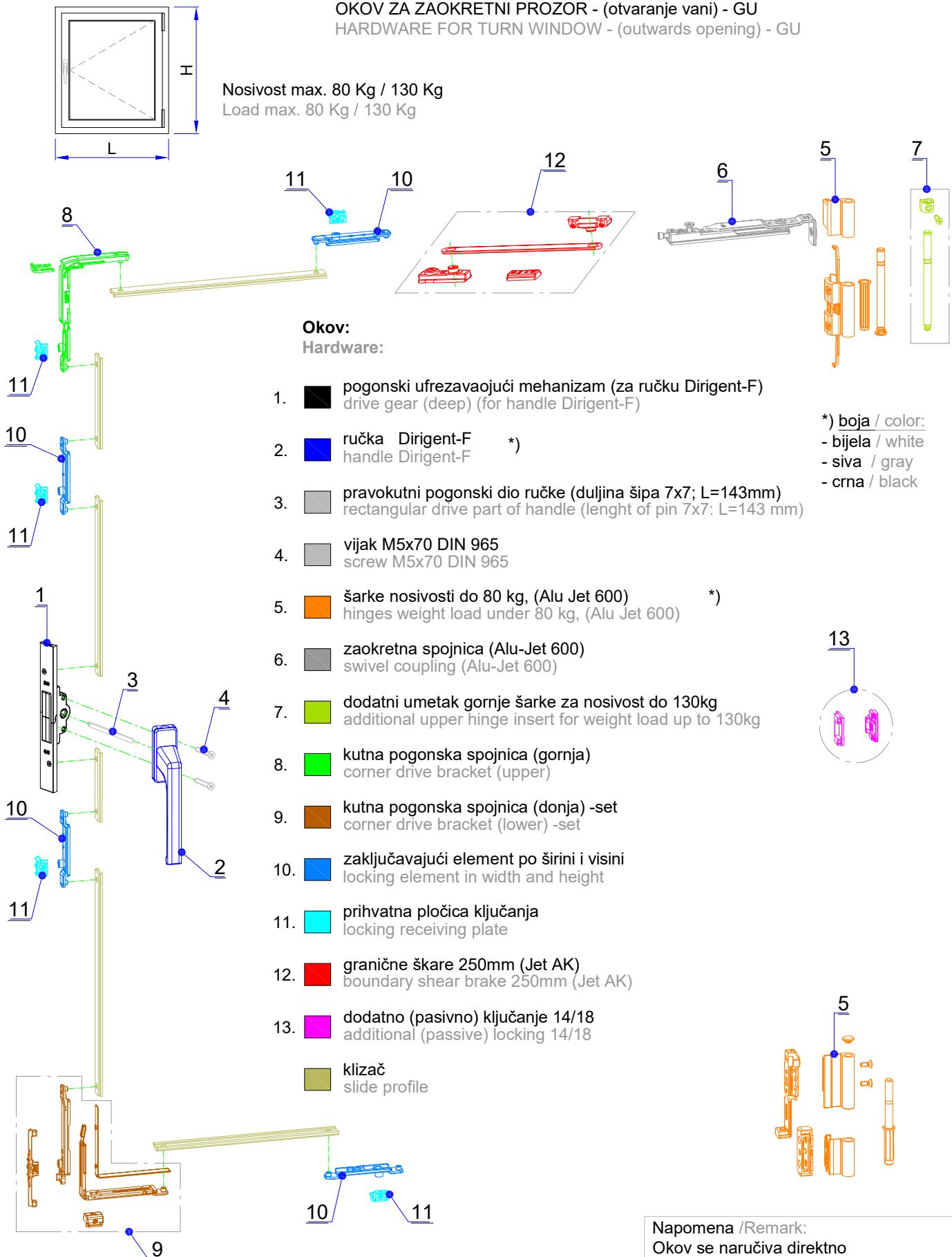
OKOV ZA OTKLOPNI PROZOR (VENTUS) - (otvaranje vani)  
HARDWARE FOR TILT WINDOW (VENTUS) - (outwards opening)

Oznaka Code	Izgled-presjek View-cross section	Opis Description	Materijal Material	Napomena Remark
122.047		<ul style="list-style-type: none"> <li>- Dubinski ufrezavajuća getriba za otvaranje vani (35 mm)</li> <li>- Oznaka proizvođača: 6-25916-35-0 (GU)</li> <li>- Getriba to open out (35 mm)</li> <li>- Manufacturer code: 6-25916-35-0 (GU)</li> </ul>		
102.001.01 02 03		<ul style="list-style-type: none"> <li>- Ručka Dirigent-F (GU)</li> <li>- Oznaka proizvođača: 6-28072-00-0- 11 siva 06 crna 07 bijela</li> <li>- Handle Dirigent-F (GU)</li> <li>- Manufacturer code: 6-28072-00-0- 11 gray 06 black 07 white</li> </ul>		
111.003.01 02 03		<ul style="list-style-type: none"> <li>- Dvodijelna šarka-vani <i>EURO ŽLIJEB</i></li> <li>- Stara oznaka EV-110</li> <li>- Boje: 01- bijela; 02 - siva; 03 - crna</li> <li>- Two-part hinge-outside <i>EURO GROOVE</i></li> <li>- Former code EV-110</li> <li>- Color: 01- white; 02 - gray; 03 - black</li> </ul>		

Oznaka Code	Izgled-presjek View-cross section	Opis Description	Materijal Material	Napomena Remark
134.018		<ul style="list-style-type: none"> <li>- Teleskopski graničnik (Stub.)</li> <li>- Oznaka proizvođača: 4066.00</li> <li>- Telescopic barrier (Stub.)</li> <li>- Manufacturer code: 4066.00 (Stub.)</li> </ul>		
102.002	 <p>143</p> <ul style="list-style-type: none"> <li>- pilati na: L= 100 mm</li> <li>- piled on : L= 100 mm</li> </ul>	<ul style="list-style-type: none"> <li>- Pravokutni pogonski dio ručke (duljina šipa 7x7 : L=143 mm)</li> <li>- Oznaka proizvođača GU: 9-26874-81-0-1</li> <li>- Rectangular drive part of handle (length of pin 7x7: L=143 mm)</li> <li>- Manufacturer code GU: 9-26874-81-0-1</li> </ul>		
431.919		M5x80, DIN 965		
134.004		<ul style="list-style-type: none"> <li>- Dodatno ključanje-prihvatač tuljca</li> <li>- Oznaka proizvođača Stublina: 4010.03</li> <li>- Eccentric pin guide for additional locking</li> <li>- Manufacturer code Stublina: 4010.03</li> </ul>		
134.005		<ul style="list-style-type: none"> <li>- Dodatno ključanje-tuljac</li> <li>- Oznaka proizvođača Stublina: 4010.27</li> <li>- Eccentric pin for additional locking</li> <li>- Manufacturer code Stublina: 4010.27</li> </ul>		

### OKOV ZA ZAOKRETNI PROZOR - (otvaranje vani) - GU HARDWARE FOR TURN WINDOW - (outwards opening) - GU

Nosivost max. 80 Kg / 130 Kg  
Load max. 80 Kg / 130 Kg



#### Okov: Hardware:

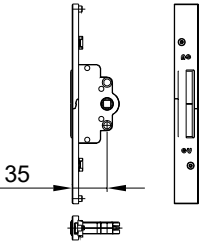
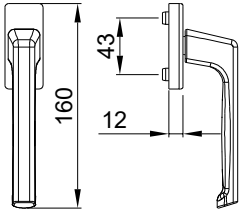
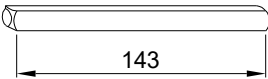




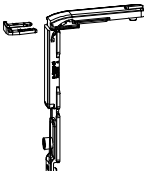
1. pogonski ufrezavaajući mehanizam (za ručku Dirigent-F)  
drive gear (deep) (for handle Dirigent-F)
2. ručka Dirigent-F \*)  
handle Dirigent-F
3. pravokutni pogonski dio ručke (duljina šipa 7x7; L=143mm)  
rectangular drive part of handle (length of pin 7x7; L=143 mm)
4. vijak M5x70 DIN 965  
screw M5x70 DIN 965
5. šarke nosivosti do 80 kg, (Alu Jet 600) \*)  
hinges weight load under 80 kg, (Alu Jet 600)
6. zaokretna spojnica (Alu-Jet 600)  
swivel coupling (Alu-Jet 600)
7. dodatni umetak gornje šarke za nosivost do 130kg  
additional upper hinge insert for weight load up to 130kg
8. kutna pogonska spojnica (gornja)  
corner drive bracket (upper)
9. kutna pogonska spojnica (donja) -set  
corner drive bracket (lower) -set
10. zaključavajući element po širini i visini  
locking element in width and height
11. prihvatna pločica ključanja  
locking receiving plate
12. granične škare 250mm (Jet AK)  
boundary shear brake 250mm (Jet AK)
13. dodatno (pasivno) ključanje 14/18  
additional (passive) locking 14/18








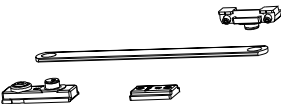

klizač  
slide profile

\*) boja / color:  
- bijela / white  
- siva / gray  
- crna / black

Napomena /Remark:  
Okov se naručiva direktno  
preko proizvođača okova -GU  
The mechanism is ordered directly  
through the hardware manufacturer -GU

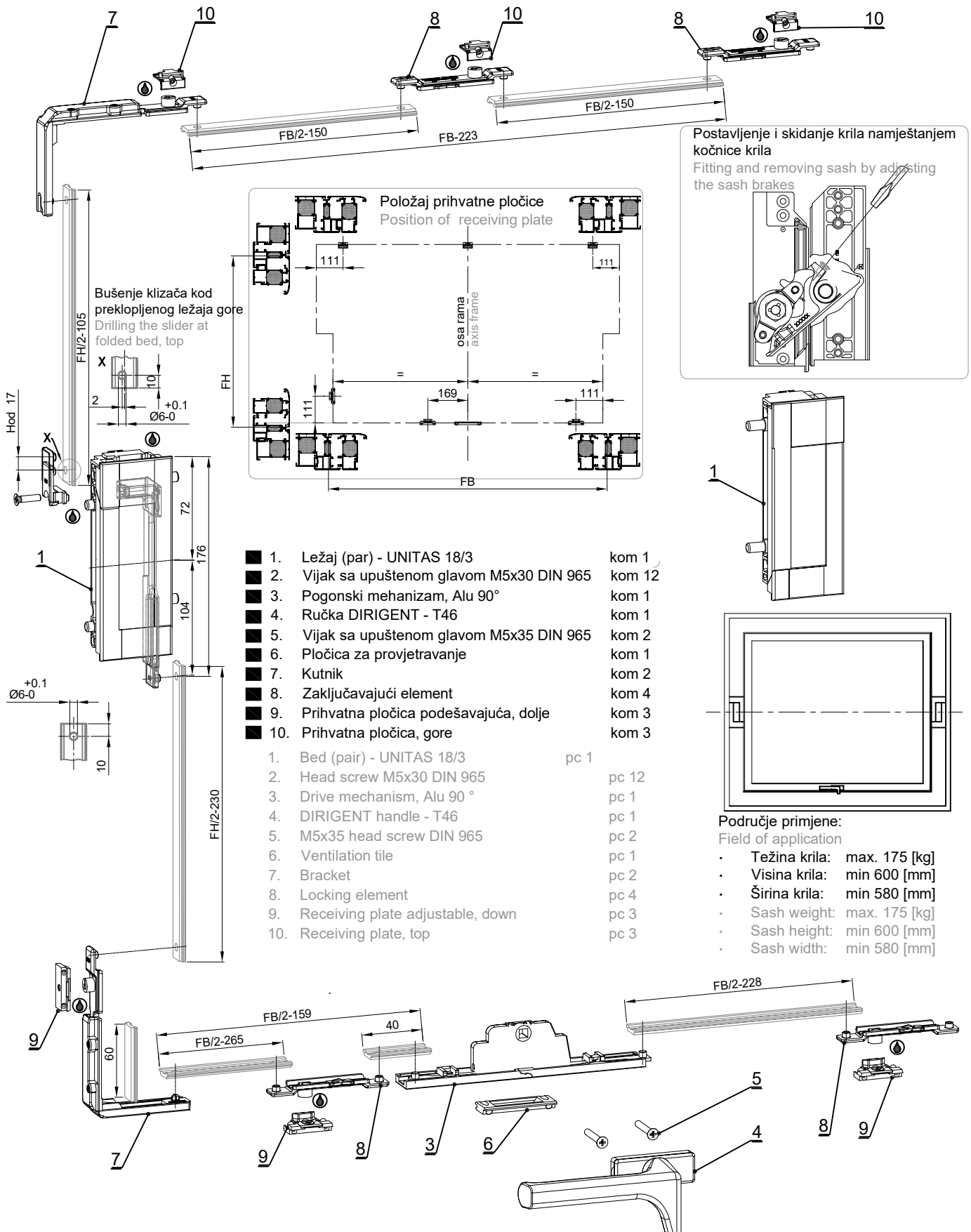


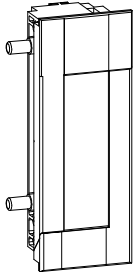

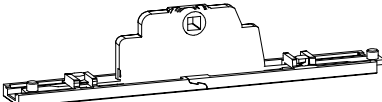
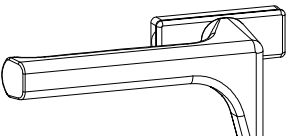


Br. No.	Izgled-presjek View-cross section	Opis Description	Materijal Material	Napomena Remark
1.		<ul style="list-style-type: none"> <li>- Pogonski ufrezavajući mehanizam (35mm) za otvaranje vani (... ručka Dirigent-F)</li> <li>- Oznaka proizvođača GU: 6-25916-35-0-1</li> <li>- Drive gear for outwards opening (35mm) (... handle Dirigent-F)</li> <li>- Manufacturer code GU: 6-25916-35-0-1</li> </ul>		
2.		<ul style="list-style-type: none"> <li>-Ručka Dirigent-F</li> <li>-Oznaka proizvođača GU: 6-28072-00-0- 7 bijela 11 siva 6 crna</li> <li>-Handle Dirigent-F</li> <li>-Manufacturer code GU: 6-28072-00-0- 7 white 11 gray 6 black</li> </ul>		
3.	 - pilati na: L= 100 mm - piled on : L= 100 mm	<ul style="list-style-type: none"> <li>- Pravokutni pogonski dio ručke (duljina šipa 7x7 : L=143 mm)</li> <li>- Oznaka proizvođača GU: 9-26874-81-0-1</li> <li>- Rectangular drive part of handle (length of pin 7x7: L=143 mm)</li> <li>- Manufacturer code GU: 9-26874-81-0-1</li> </ul>		
4.		<ul style="list-style-type: none"> <li>- Vijak M5x70, DIN 965</li> <li>- Oznaka proizvođača GU: 9-13255-70-0-1</li> <li>- Screw M5x70, DIN 965</li> <li>- Manufacturer code GU: 9-13255-70-0-1</li> </ul>		
5.		<ul style="list-style-type: none"> <li>- Šarke nosivosti do 80 kg, (Alu-Jet 600)</li> <li>- Oznaka proizvođača GU: K-15800-00-0 -7 bijela 1 siva 6 crna</li> <li>- Hinges weight load under 80 kg, (Alu-Jet 600)</li> <li>- Manufacturer code GU: K-15800-00-0- 7 white 1 gray 6 black</li> </ul>		
6.		<ul style="list-style-type: none"> <li>- Zaokretna spojnica (Alu Jet 600)</li> <li>- Oznaka proizvođača GU: 6-31064-12-0-1</li> <li>- Swivel coupling (Alu Jet 600)</li> <li>- Manufacturer code GU: 6-31064-12-0-1</li> </ul>		
7.		<ul style="list-style-type: none"> <li>- Dodatni umetak gornje šarke za nosivost do 130kg</li> <li>- Oznaka proizvođača GU: K-16595-00-0-1</li> <li>- Additional upper hinge insert for weight load up to 130kg</li> <li>- Manufacturer code GU: K-16595-00-0-1</li> </ul>		
8.		<ul style="list-style-type: none"> <li>- Kutna pogonska spojnica (gornja); (Alu-Jet 06)</li> <li>- Oznaka proizvođača GU: K-19774-06-0-1</li> <li>- Corner drive bracket (upper); (Alu-Jet 06)</li> <li>- Manufacturer code GU: K-19774-06-0-1</li> </ul>		

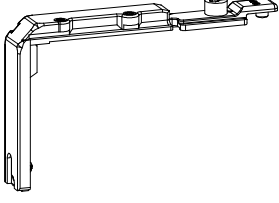

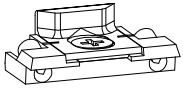
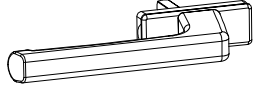
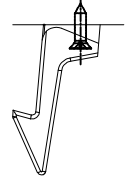
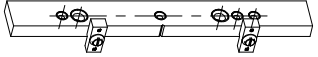
Br. No.	Izgled-presjek View-cross section	Opis Description	Materijal Material	Napomena Remark
9.		<ul style="list-style-type: none"> <li>- Kutna pogonska spojnica (donja)</li> <li>- Oznaka proizvođača GU: 6-37266-06-0-1</li> <li>- Insert for corner bracket (lower)</li> <li>- Manufacturer code GU: 6-37266-06-0-1</li> </ul>		
		<ul style="list-style-type: none"> <li>- Umetak za kutnu spojnicu (Alu-Jet 06)</li> <li>- Oznaka proizvođača GU: 6-37258-06-0-1</li> <li>- Insert for corner bracket - (Alu-Jet 06)</li> <li>- Manufacturer code GU: 6-37258-06-0-1</li> </ul>		
		<ul style="list-style-type: none"> <li>- Podloška za kutnu spojnicu MV za dublji utor</li> <li>- Oznaka proizvođača GU: 9-48466-00-0-1</li> <li>- MV corner bracket washer for deeper groove</li> <li>- Manufacturer code GU: 9-48466-00-0-1</li> </ul>		
		<ul style="list-style-type: none"> <li>- Umetak za kutnu spojnicu (donja) -(Alu-Jet)</li> <li>- Oznaka proizvođača GU: 6-37272-02-0-1</li> <li>- Insert for corner bracket (lower) - (Alu-Jet)</li> <li>- Manufacturer code GU: 6-37272-02-0-1</li> </ul>		
		<ul style="list-style-type: none"> <li>- Podizač krila (Alu-Jet), na ramu</li> <li>- Oznaka proizvođača GU: 6-30998-00-0-1</li> <li>- Sash lifter (alu-Jet), on frame</li> <li>- Manufacturer code GU: 6-30998-00-0-1</li> </ul>		
10.		<ul style="list-style-type: none"> <li>- Zaključavajući element po širini i visini</li> <li>- Oznaka proizvođača GU: 6-39396-06-0-1</li> <li>- Locking element in width and height</li> <li>- Manufacturer code GU: 6-39396-06-0-1</li> </ul>		
11.		<ul style="list-style-type: none"> <li>- Prihvatna pločica ključanja (Alu-Jet)</li> <li>- Oznaka proizvođača GU: 6-37261-02-0-1</li> <li>- Locking receiving plate (Alu-Jet)</li> <li>- Manufacturer code GU: 6-37261-02-0-1</li> </ul>		
12.		<ul style="list-style-type: none"> <li>- Granične škare 250mm (Jet AK)</li> <li>- Oznaka proizvođača GU: K-17138-25-0-1</li> <li>- Boundary shear brake 250mm (Jet AK)</li> <li>- Manufacturer code GU: K-17138-25-0-1</li> </ul>		
13.		<ul style="list-style-type: none"> <li>- Dodatno pasivno ključanje (14/18)</li> <li>- Oznaka proizvođača GU: G-13529-00-0-1</li> <li>- Additional (passive) locking (14/18)</li> <li>- Manufacturer code GU: G-13529-00-0-1</li> </ul>		

### 142.011 - SET OKOVA ZA PROZOR - OTVARANJE OKO SREDNJE VODORAVNE OSE - GU

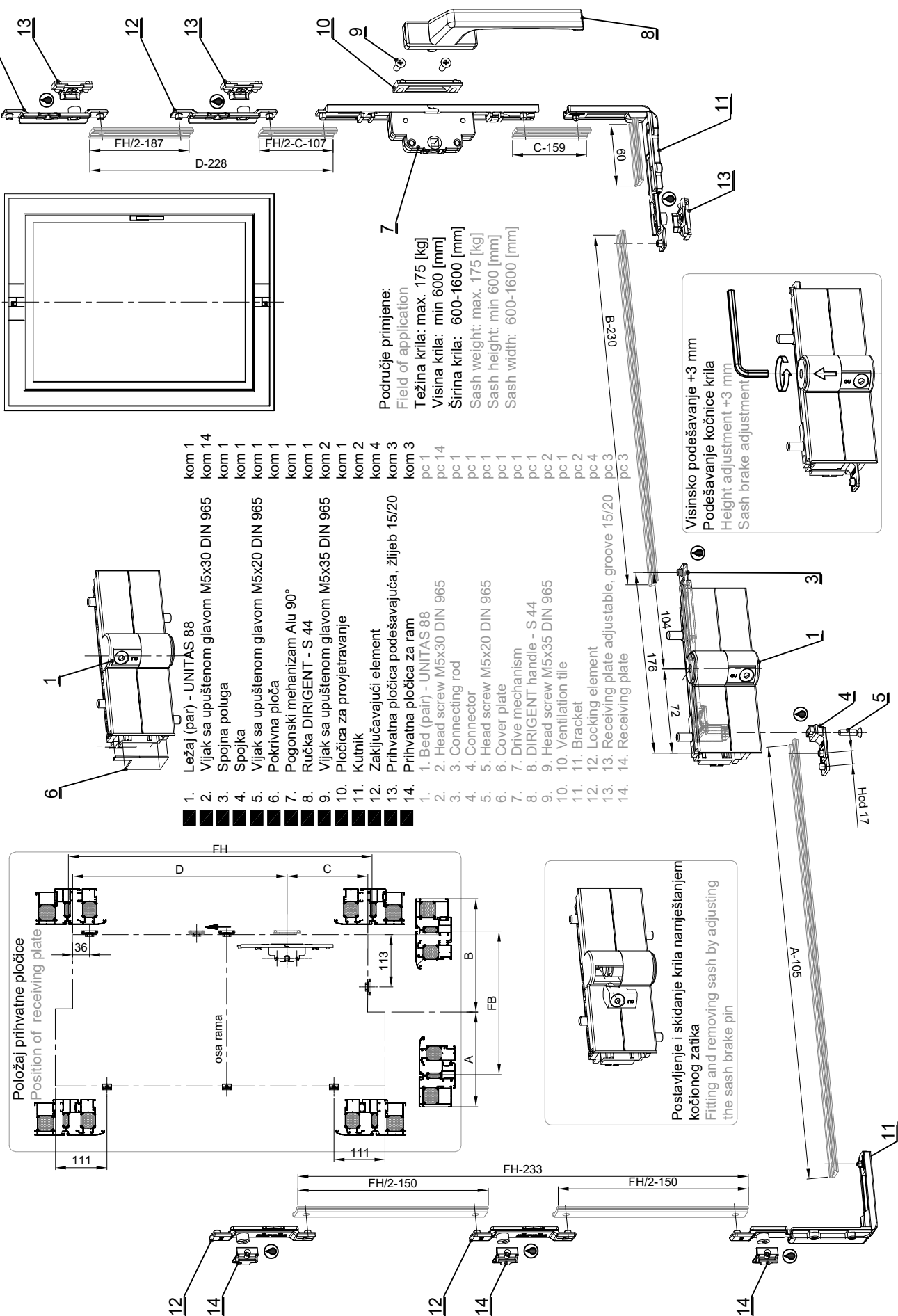
### 142.011 - WINDOWS SET - OPEN AROUND MIDDLE HORIZONTAL AXES - GU

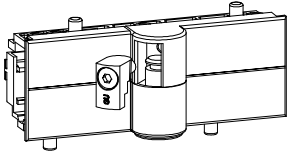

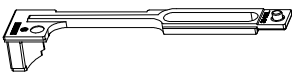
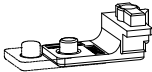


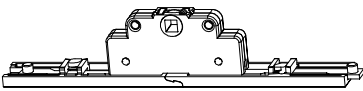




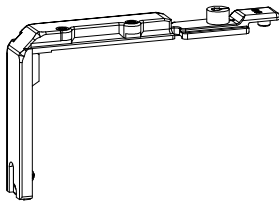

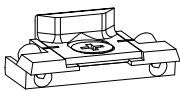

Oznaka Code	Izgled-presjek View-cross section	Opis Description	Materijal Material	Napomena Remark
142.036		<ul style="list-style-type: none"> <li>-Ležaj (par) - UNITAS 18/3</li> <li>-Oznaka proizvođača GU: 6-27212-08-P</li> <li>-Bed (pair) - UNITAS 18/3</li> <li>-Manufacturer code GU: 6-27212-08-P</li> </ul>		
142.037		<ul style="list-style-type: none"> <li>-Vijak sa upuštenom glavom M5x30 DIN 965</li> <li>-Oznaka proizvođača GU: 9-13133-30-0</li> <li>-Screw with countersunk head M5x30 DIN 965</li> <li>-Manufacturer code GU: 9-13133-30-0</li> </ul>		
142.038		<ul style="list-style-type: none"> <li>-Pogonski mehanizam, Alu 90°</li> <li>-Oznaka proizvođača GU: 6-25948-37-0</li> <li>-Drive mechanism</li> <li>-Manufacturer code GU: 6-25948-37-0</li> </ul>		
142.039		<ul style="list-style-type: none"> <li>-Ručka DIRIGENT - T 46</li> <li>-Oznaka proizvođača GU: 6-29187-30-0</li> <li>-Handle DIRIGENT - T 46</li> <li>-Manufacturer code GU: 6-29187-30-0</li> </ul>		
142.040		<ul style="list-style-type: none"> <li>-Vijak sa upuštenom glavom M5x35 DIN 965</li> <li>-Oznaka proizvođača GU: 9-13133-35-0</li> <li>-Screw with countersunk head M5x35 DIN 965</li> <li>-Manufacturer code GU: 9-13133-35-0</li> </ul>		
142.041		<ul style="list-style-type: none"> <li>-Pločica za provjetravanje</li> <li>-Oznaka proizvođača GU: 6-25982-00-0</li> <li>-Ventilation tile</li> <li>-Manufacturer code GU: 6-25982-00-0</li> </ul>		

Oznaka Code	Izgled-presjek View-cross section	Opis Description	Materijal Material	Napomena Remark
142.042		-Kutnik -Oznaka proizvođača GU: 6-24529-00-0 -Bracket -Manufacturer code GU: 6-24529-00-0		
142.043		-Zaključavajući element -Oznaka proizvođača GU: 6-24539-00-0 -Locking element -Manufacturer code GU: 6-24539-00-0		
142.044		-Prihvatna pločica podešavajuća, dolje, žlijeb 15/20 -Oznaka proizvođača GU: 6-28832-00-0 -Receiving plate adjustable, down, groove 15/20 -Manufacturer code GU: 6-28832-00-0		
142.045		-Prihvatna pločica, gore -Oznaka proizvođača GU: 30959-01-0 -Receiving plate, top -Manufacturer code GU: 6-30959-01-0		
142.046		-Ručka DIRIGENT - S 44 -Oznaka proizvođača GU: 6-29189-30-0 -Handle DIRIGENT - S 44 -Manufacturer code GU: 6-29189-30-0		Elementi po izboru Elements of your choice
142.047		-Element za zadržavanje krila u 180° -Oznaka proizvođača GU: 6-20017-00-0 -Sash retaining element 180° -Manufacturer code GU: 6-20017-00-0		Elementi po izboru Elements of your choice
142.048		-Šablon za ležaj -Oznaka proizvođača GU: 6-27419-00-0 -Drilling template for bed -Manufacturer code GU: 6-27419-00-0		Elementi po izboru Elements of your choice

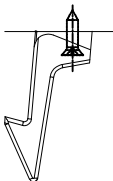

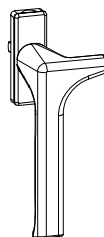

142.012 - SET OKOVA ZA PROZOR - OTVARANJE OKO SREDNJE OKOMITE OSE - GU  
142.012 - WINDOWS SET - OPEN AROUND MIDDLE VERTICAL AXES GU



Oznaka Code	Izgled-presjek View-cross section	Opis Description	Materijal Material	Napomena Remark
142.049		-Ležaj (par) - UNITAS 88 -Oznaka proizvođača GU: 6-27337-08-P -Bed (pair) - UNITAS 88 -Manufacturer code GU: 6-27337-08-P		
142.037		-Vijak sa upuštenom glavom M5x30 DIN 965 -Oznaka proizvođača GU: 9-13133-30-0 -Screw with countersunk head M5x30 DIN 965 -Manufacturer code GU: 9-13133-30-0		
142.050		-Spojna poluga -Oznaka proizvođača GU: 9-35425-00-9 -Connecting rod -Manufacturer code GU: 9-35425-00-9		
142.051		-Spojka -Oznaka proizvođača GU: 9-35520-00-9 -Connector -Manufacturer code GU: 9-35520-00-9		
142.052		-Vijak sa upuštenom glavom M5x20 DIN 965 -Oznaka proizvođača GU: 9-13133-20-R -Screw with countersunk head M5x20 DIN 965 -Manufacturer code GU: 9-13133-20-R		
142.053		-Pokrivna ploča -Oznaka proizvođača GU: 9-35853-00-0 -Cover plate -Manufacturer code GU: 9-35853-00-0		
142.038		-Pogonski mehanizam, Alu 90° -Oznaka proizvođača GU: 6-25948-37-0 -Drive mechanism -Manufacturer code GU: 6-25948-37-0		

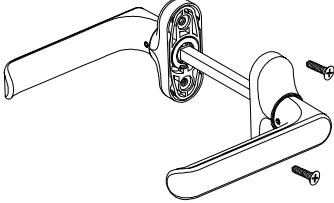

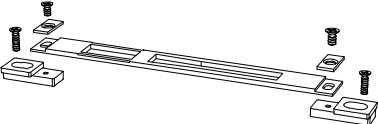
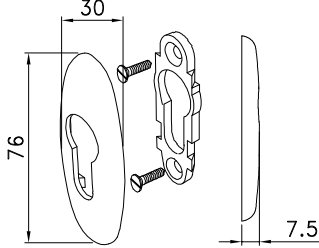
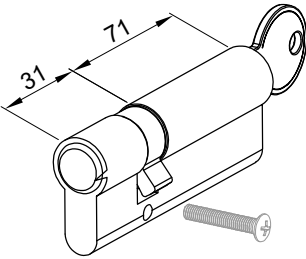
Oznaka Code	Izgled-presjek View-cross section	Opis Description	Materijal Material	Napomena Remark
142.046		-Ručka DIRIGENT - S 44 -Oznaka proizvođača GU: 6-29189-30-0 -Handle DIRIGENT - S 44 -Manufacturer code GU: 6-29189-30-0		
142.040		-Vijak sa upuštenom glavom M5x35 DIN 965 -Oznaka proizvođača GU: 9-13133-35-0 -Screw with countersunk head M5x35 DIN 965 -Manufacturer code GU: 9-13133-35-0		
142.042		-Kutnik -Oznaka proizvođača GU: 6-24529-00-0 -Bracket -Manufacturer code GU: 6-24529-00-0		
142.043		-Zaključavajući element -Oznaka proizvođača GU: 6-24539-00-0 -Locking element -Manufacturer code GU: 6-24539-00-0		
142.044		-Prihvatna pločica podešavajuća, dolje, žlijeb 15/20 -Oznaka proizvođača GU: 6-28832-00-0 -Receiving plate adjustable, down, groove 15/20 -Manufacturer code GU: 6-28832-00-0		
142.045		-Prihvatna pločica, gore -Oznaka proizvođača GU: 30959-01-0 -Receiving plate, top -Manufacturer code GU: 6-30959-01-0		



Oznaka Code	Izgled-presjek View-cross section	Opis Description	Materijal Material	Napomena Remark
142.047		-Element za zadržavanje krila u 180° -Oznaka proizvođača GU: 6-20017-00-0 -Sash retaining element 180° -Manufacturer code GU: 6-20017-00-0		Elementi po izboru Elements of your choice
142.048		-Šablon za ležaj -Oznaka proizvođača GU: 6-27419-00-0 -Drilling template for bed -Manufacturer code GU: 6-27419-00-0		Elementi po izboru Elements of your choice
142.039		-Ručka DIRIGENT - T 46 -Oznaka proizvođača GU: 6-29187-30-0 -Handle DIRIGENT - T 46 -Manufacturer code GU: 6-29187-30-0  samo za lijeve prozore-otvaranje unutra left window only - open inside		Elementi po izboru Elements of your choice
142.041		-Pločica za provjetravanje -Oznaka proizvođača GU: 6-25982-00-0 -Ventilation tile -Manufacturer code GU: 6-25982-00-0  samo za lijeve prozore-otvaranje unutra left window only - open inside		Elementi po izboru Elements of your choice



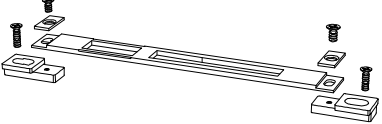
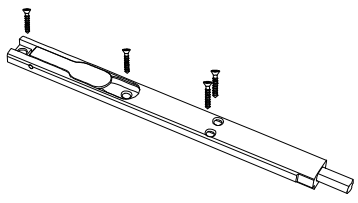
OKOV ZA JEDNOKRILNA VRATA - (otvaranje unutra i vani)  
HARDWARE FOR ONE-LEAF DOOR - (inward and outward opening)

Oznaka Code	Izgled-presjek View-cross section	Opis Description	Materijal Material	Napomena Remark
104.009.01 02 03		<ul style="list-style-type: none"> <li>- Ručka za vrata ..... (duljina šipa 8x8 : L=160mm)</li> <li>- Oznaka proizvođača Stublina: 1132.20.310 -bijela 315 -siva 313 -crna</li> <li>- Boje: 01- bijela; 02 - siva;03 - crna</li> <li>- Door handle.....(length of pin 8x8 : L=160mm)</li> <li>- Manufacturer code Stublina: 1132.20.310 -white 315 -gray 313 -black</li> <li>- Color: 01- white; 02 - gray;03 - black</li> </ul>	AlSi Zamak	
124.001		<ul style="list-style-type: none"> <li>- Brava 35 mm s jezičkom</li> <li>- Oznaka proizvođača Stublina: 3022.00</li> <li>- Lock 35 mm with latchbolt</li> <li>- Manufacturer code Stublina: 3022.00</li> </ul>	Inox Čelik	
124.003		<ul style="list-style-type: none"> <li>- Prihvatnik jezička brave (šild)</li> <li>- Oznaka proizvođača Stublina: 3016.00</li> <li>- Lock latchbolt acceptor (safety panel)</li> <li>- Manufacturer code Stublina: 3016.00</li> </ul>	Prokrom Čelik	
124.032.01 02 03		<ul style="list-style-type: none"> <li>- Štitnik cilindra za bravu (par)</li> <li>- Oznaka proizvođača Stublina: 1031.04.410 -bijela 415 -siva 413 -crna</li> <li>- Boje: 01- bijela; 02 - siva;03 - crna</li> <li>- Lock cylinder protector (two-sided)</li> <li>- Manufacturer code Stublina: 1031.04.410 -white 415 -gray 413 -black</li> <li>- Color: 01- white; 02 - gray;03 - black</li> </ul>	Zn Čelik	
124.013		<ul style="list-style-type: none"> <li>- Uložak (cilindar) za bravu 35mm</li> <li>- Oznaka proizvođača Stublina: 5070.00.520 (dužina cilindra 92mm (31+71))</li> <li>- Lock insert (cylinder) 35mm</li> <li>- Manufacturer code Stublina: 5070.00.520 (length cylinder 92mm (31+71))</li> </ul>	Ni	

\* Šarke za vrata biraju se po želji, ovisno o težini krila ( stranica 204.08.003 i 204.08.004)

Door hinges can be chosen as desired, depending on the weight of the sash (page 204.08.003.and 204.08.004)

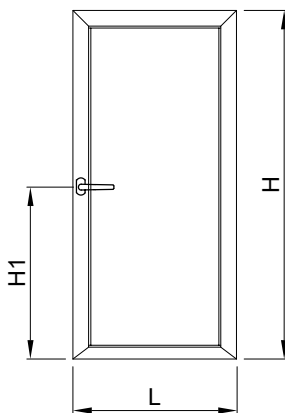
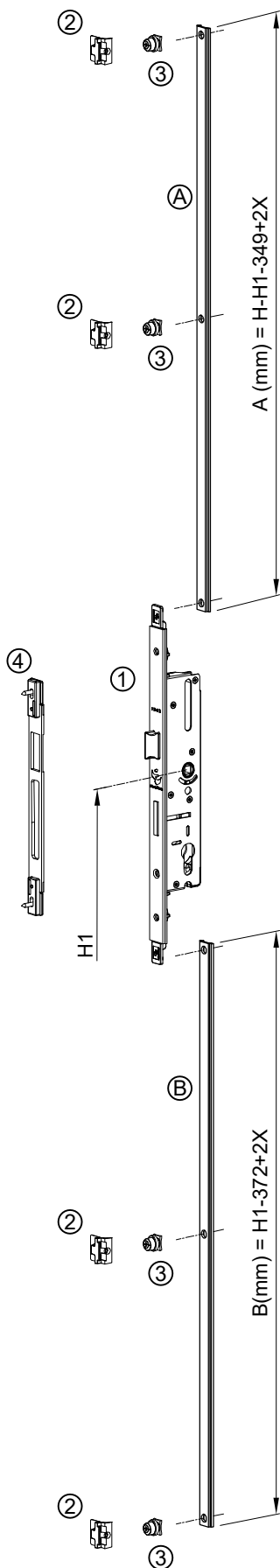
KLJUČANJE POMOĆNOG KRILA KOD DVOKRILNIH VRATA  
LOCKING OF AUXILIARY LEAF ON DOUBLE DOOR

Oznaka Code	Izgled-presjek View-cross section	Opis Description	Materijal Material	Napomena Remark
<b>124.003</b>		<ul style="list-style-type: none"> <li>- Prihvatnik jezička brave (šild)</li> <li>- Oznaka proizvođača Stublina: 3016.00</li> <li>- Lock latchbolt acceptor (safety panel)</li> <li>- Manufacturer code Stublina: 3016.00</li> </ul>	Prokrom Čelik	
<b>144.003.01 02 03</b>		<ul style="list-style-type: none"> <li>- Zapinjač-krakun za vrata</li> <li>- Oznaka proizvođača Stublina: 3006.00.310 -bijela 315 -siva 313 -crna</li> <li>- Boje: 01- bijela; 02 - siva;03 - crna</li> <li>- Door latch</li> <li>- Manufacturer code Stublina: 3006.00.310 -white 315 -gray 313 -black</li> <li>- Color: 01- white; 02 - gray;03 - black</li> </ul>		

\* Šarke za vrata biraju se po želji, ovisno o težini krila ( stranica 204.08.003 i 204.08.004)

Door hinges can be chosen as desired, depending on the weight of the sash (page 204.08.003 and 204.08.004)

### BRAVA 35mm ZA KLJUČANJE U VIŠE MJESTA - STUBLINA LOCK 35mm FOR MULTIPLE LOCKING - STUBLINA



H - visina krila / leaf height  
L - širina krila / leaf width  
H1- visina brave (osa ručke)  
lock height (axis handle)

#### 1) 124.042

- Brava 35mm za ključanje u više mjesta
- Oznaka proizvođača Stublina: 3147.00
- Lock 35mm for multiple locking
- Manufacturer code Stublina: 3147.00

#### 2) 134.004

- Dodatno ključanje-prihvatnik tuljca
- Oznaka proizvođača Stublina: 4010.03
- Eccentric pin guide for additional locking
- Manufacturer code Stublina: 4010.03

#### 3) 134.005

- Dodatno ključanje-tuljac
- Oznaka proizvođača Stublina: 4010.27
- Eccentric pin for additional locking
- Manufacturer code Stublina: 4010.27

#### 4) 124.003

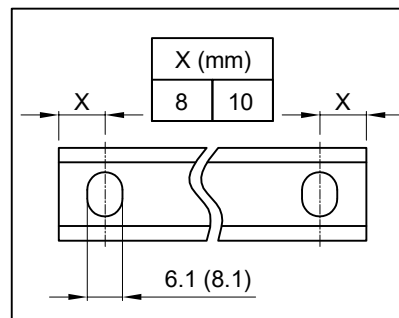
- Prihvatnik jezička brave (šild)
- Oznaka proizvođača Stublina: 3016.00
- Lock latchbolt acceptor (safety panel)
- Manufacturer code Stublina: 3016.00

#### A) NC-1459

- profil klizača
- slide profile







#### B) NC-1459

- profil klizača
- slide profile

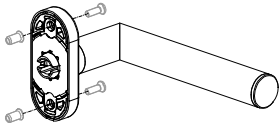
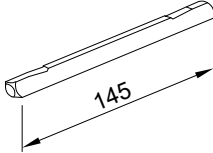
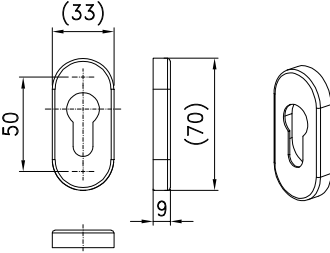
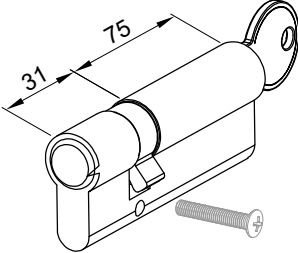




OKOV ZA JEDNOKRILNA VRATA - (otvaranje unutra i vani)  
HARDWARE FOR ONE-LEAF DOOR - (inward and outward opening)


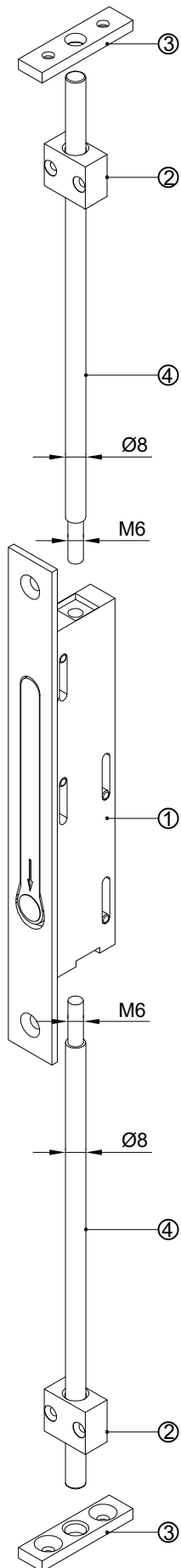
Oznaka Code	Izgled-presjek View-cross section	Opis Description	Materijal Material	Napomena Remark
122.073		- Brava 35 mm s jezičkom - Oznaka proizvođača GU-BKS: B 1314 0003 - Lock 35 mm with latchbolt - Manufacturer code GU-BKS: B 1314 0003	Inox Čelik	
122.074		- Brava 45 mm s jezičkom - Oznaka proizvođača GU-BKS: B 1314 0005 - Lock 45 mm with latchbolt - Manufacturer code GU-BKS: B 1314 0005		
122.075		- Brava 35 mm s valjkom - Oznaka proizvođača GU-BKS: B 1315 0003 - Roller latch lock 35 mm - Manufacturer code GU-BKS: B 1315 0003	Inox Čelik	
122.076		- Brava 45 mm s valjkom - Oznaka proizvođača GU-BKS: B 1315 0005 - Roller latch lock 45 mm - Manufacturer code GU-BKS: B 1315 0005		
122.054		- Pihvatni lim (ravni) 22x3mm - Lijevi - Oznaka proizvođača GU: 6-39257-01-L-8 - Striking plate (flat) 22x3mm - Left - Manufacturer code GU: 6-39257-01-L-8	Inox	
122.079		- Pihvatni lim (ravni) 22x3mm - Desni - Oznaka proizvođača GU: 6-39257-01-R-8 - Striking plate (flat) 22x3mm - Right - Manufacturer code GU: 6-39257-01-R-8		
122.030		- Kućište zasuna brave (62mm) - Oznaka proizvođača GU: 9-48553-03-0-6 (Element po želji) - Latch bolt casement (62mm). - Manufacturer code GU: 9-48553-03-0-6 (Optional part)	Pvc	
122.042		- Pihvatni dio za valjek - Oznaka proizvođača GU: K-15597-01-0-6 - Receiving part for the roller - Manufacturer code GU: K-15597-01-0-6	Al Pvc	
122.055		- Elektro otvarač vrata GU ET8 standardni, bez klizača za jezičak, opruga 60N - Oznaka proizvođača GU: 6-38473-02-0-1 (Elektro otvarač se koristi po želji) - Electrical door opener GU ET8 standard, without latch slide cover, latch spring 60N - Manufacturer code GU: 6-38473-02-0-1 (Electrical door opener is optional)		

OKOV ZA JEDNOKRILNA VRATA - (otvaranje unutra i vani)  
HARDWARE FOR ONE-LEAF DOOR - (inward and outward opening)

Oznaka Code	Izgled-presjek View-cross section	Opis Description	Materijal Material	Napomena Remark
102.028		<ul style="list-style-type: none"> <li>- Ručka za vrata s ovalnom rozetom serije BELCANTO H2.0 (s prihvatom četvrtke 8x8mm) - jednostrano ručka</li> <li>- Oznaka proizvođača GU-BKS: B-70130-63-0-8</li> <li>- Završna obrada: Inox, a ostale boje na upit.</li> <li>- Door handle with oval rosette serie BELCANTO H2.0 (for spindle 8x8mm) - half lever set</li> <li>- Manufacturer code GU-BKS: B-70130-63-0-8</li> <li>- Finish: stainless steel, other colours on request.</li> </ul>		Naručuje se po komadu It is ordered per piece
102.025		<ul style="list-style-type: none"> <li>- Četvrtka 8x8 mm</li> <li>- Oznaka proizvođača GU-BKS: B-78400-00-0-1 (dužina četvrtke L=145 mm)</li> <li>- Square spindle 8x8 mm</li> <li>- Manufacturer code GU-BKS: B-78400-00-0-1 (spindle length L=145 mm)</li> </ul>		
122.098		<ul style="list-style-type: none"> <li>- Ovalna rozeta za zaštitu cilindra serije BELCANTO</li> <li>- Oznaka proizvođača GU-BKS: B-72730-00-0-8</li> <li>- Završna obrada: Inox, a ostale boje na upit.</li> <li>- Oval rosette for cylinder protection BELCANTO series</li> <li>- Manufacturer code GU-BKS: B-72730-00-0-8</li> <li>- Finish: stainless steel, other colours on request.</li> </ul>		Naručuje se po komadu It is ordered per piece
122.093		<ul style="list-style-type: none"> <li>- Uložak (cilindar) serije 88</li> <li>- Oznaka proizvođača GU-BKS: B 8800 0503 (dužina cilindra 31-75mm)</li> <li>- Lock insert (cylinder) series 88</li> <li>- Manufacturer code GU-BKS: B 8800 0503 (cylinder length 31-75mm)</li> </ul>	Ni	



### KLJUČANJE POMOĆNOG KRILA KOD DVOKRILNIH VRATA LOCKING OF AUXILIARY LEAF ON DOUBLE DOOR



#### 1) 122.057

- Bravica za ključanje pomoćnog krila u ramu i pragu
- oznaka proizvođača GU-BKS: B 1899 0201
- Lock for the auxiliary leaf in the frame and threshold
- manufacturer code GU-BKS: B 1899 0201

#### 2) 521.312

- Usmjerivač osovinice
- Shaft positioner

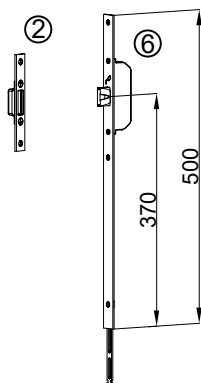

#### 3) 521.314

- Pločica u ramu i pragu za ključanje pomoćnog krila
- Insert plate in the frame and threshold for the locking of auxiliary leaf

#### 4) 521.315

- Osovinica Ø8 mm; L=2000 mm
- Shaft Ø8mm; L=2000 mm



SIGURNOSNA BRAVA 35mm i 45mm SA TRI MJESTA KLJUČANJA - GU SECURITY (MR2)  
SAFETY LOCK 35mm and 45 mm WITH 3 LOCKING POINTS - GU SECURITY (MR2)DIN 107-lijevo  
DIN 107-leftDIN 107-desno  
DIN 107-right**Okov za visine krila do 2414 mm****Hardware for leaf heights to 2414 mm**

## 1) Brava GU Secury sa masivnim zasunima (MR2)

Multipoint lock with massive bolts GU Secury (MR2)

Oznaka FEAL Code FEAL	Dubina Depth	Potisna ploča Push plate	Visina ručke (A) Handle height (A)	Rastojanje (E) Distance (E)	Četvrtka Quarter	Visina brave (B) Lock height (B)	(C)	(D)	Oznaka proizvođača Manufacturer code
122.052	35	24x2.5	1020	92	□ 8	2285	760	730	6-31542-14-0-8
122.070	45	24x2.5	1020	92	□ 8	2285	760	730	6-31531-14-0-8

## 2) 122.053

Prihvatna pločica (ravna) 22x3mm

- oznaka proizvođača GU: 6-40059-02-0-8

Striking plate (flat) 22x3mm

- manufacturer code GU: 6-40059-02-0-8

## 3) 122.054 (Lijevi) ; 122.079 (desni)

Prihvatni lim (ravni) 22x3mm,

- oznaka proizvođača GU: 6-39257-01-L-8 (Lijevi);

6-39257-01-R-8 (Desni)

Striking plate (flat) 22x3mm,

- manufacturer code GU: 6-39257-01-L-8 (Left);

6-39257-01-R-8 (Right)

## 4) 122.030

Kučiste zasuna brave (62mm)

- oznaka proizvođača GU: 9-48553-03-0-6.....(Element po želji)

Latch bolt casement (62mm).

- manufacturer code GU: 9-48553-03-0-6.....(Optional part)

## 5) 122.055

Elektro otvarač vrata GU ET8 standardni, bez klizača za jezičak, opruga 60N

- oznaka proizvođača GU: 6-38473-02-0-1.....(Elektro otvarač se koristi po želji)

Electrical door opener GU ET8 standard, without latch slide cover, latch spring 60N

- manufacturer code GU: 6-38473-02-0-1.....(Electrical door opener is optional)

**Dodatni okov za visine krila 2415-2800 mm****Additional hardware for leaf heights 2415-2800 mm**

## 6) 122.077

Secury produžetak brave MR2/24x3/500mm

(dodatno gornje ključanje za visine krila 2415-2800mm )

- oznaka proizvođača GU: 6-37395-12-0-8.....(Element po želji)

Secury lock extension MR2/24x3/500mm

(additional upper lock for leaf heights 2415-2800mm

- manufacturer code GU: 6-37395-12-0-8.....(Optional part)

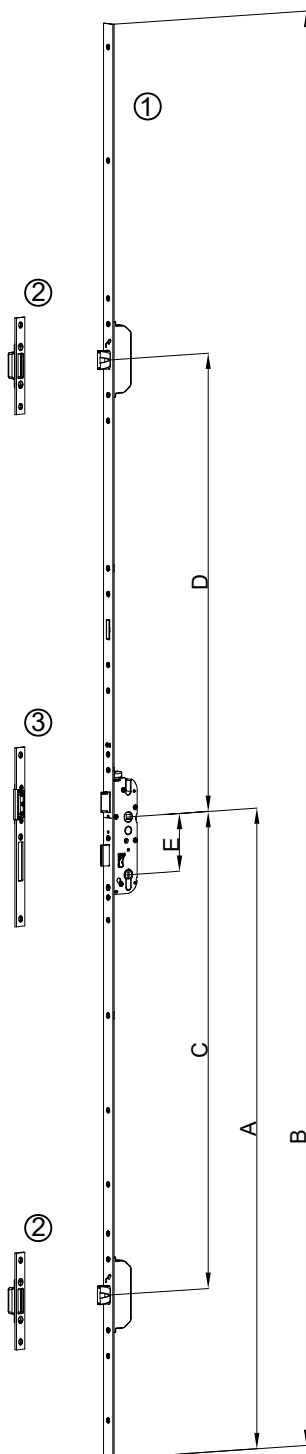
## 2) 122.053

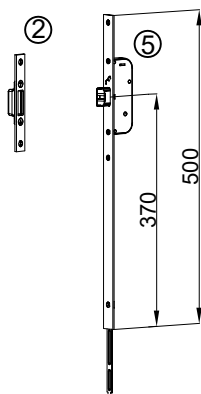
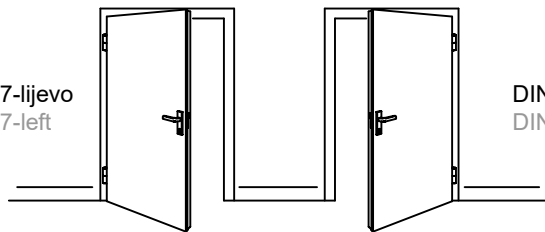
Prihvatna pločica (ravna) 22x3mm

- oznaka proizvođača GU: 6-40059-02-0-8

Striking plate (flat) 22x3mm

- manufacturer code GU: 6-40059-02-0-8



SIGURNOSNA BRAVA 35mm i 45mm SA TRI MJESTA KLJUČANJA - GU SECURY (SECA)  
SAFETY LOCK 35mm and 45 mm WITH 3 LOCKING POINTS - GU SECURY (SECA)DIN 107-lijevo  
DIN 107-leftDIN 107-desno  
DIN 107-right**Okov za visine krila do 2414 mm**  
Hardware for leaf heights to 2414 mm

- 1) Brava GU Secury sa automatskim zasunima (SECA)  
Multipoint lock with automatic bolts GU Secury (SECA)

Oznaka FEAL Code FEAL	Dubina Depth	Potisna ploča Push plate	Visina ručke (A) Handle height (A)	Rastojanje (E) Distance (E)	Četvrtka Quarter	Visina brave (B) Lock height (B)	(C)	(D)	Oznaka proizvođača Manufacturer code
122.071	35	24x2.5	1020	92	□ 8	2285	760	730	6-28479-31-0-8
122.072	45	24x2.5	1020	92	□ 8	2285	760	730	6-28483-31-0-8

## 2) 122.053

Prihvatna pločica (ravna) 22x3mm  
- oznaka proizvođača GU: 6-40059-02-0-8  
Striking plate (flat) 22x3mm  
- manufacturer code GU: 6-40059-02-0-8

## 3) 122.054 (Lijevo) ; 122.079 (desni)

Prihvatni lim (ravni) 22x3mm,  
- oznaka proizvođača GU: 6-39257-01-L-8 (Lijevo);  
6-39257-01-R-8 (Desni)  
Striking plate (flat) 22x3mm,  
- manufacturer code GU: 6-39257-01-L-8 (Left);  
6-39257-01-R-8 (Right)

## 4) 122.030

Kučiste zasuna brave (62mm)  
- oznaka proizvođača GU: 9-48553-03-0-6.....(Element po želji)  
Latch bolt casement (62mm).  
- manufacturer code GU: 9-48553-03-0-6.....(Optional part)

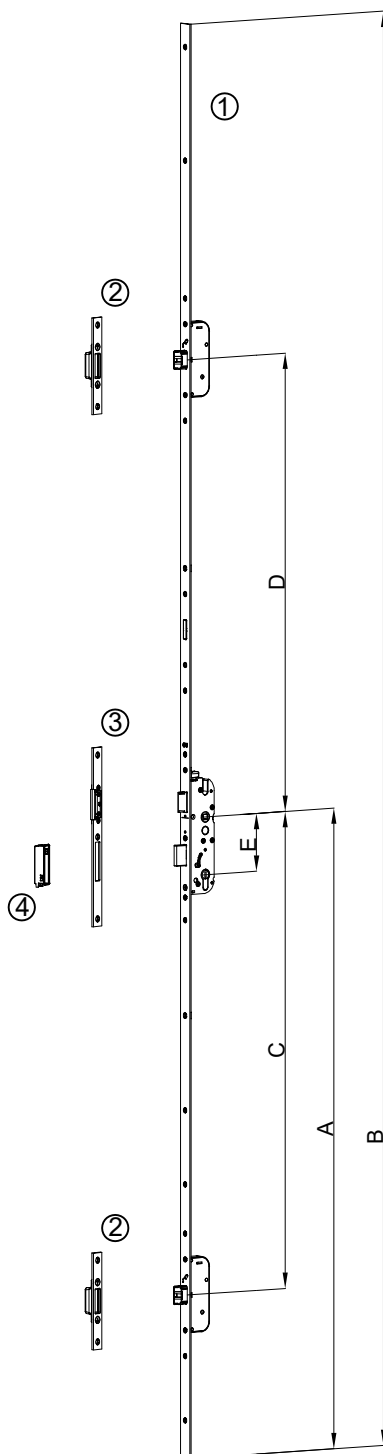
**Dodatni okov za visine krila 2415-2800 mm**  
Additional hardware for leaf heights 2415-2800 mm

## 5) 122.078


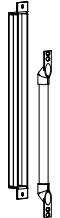
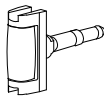
Secury produžetak brave SECA/24x3/500mm  
(dodatno gornje ključanje za visine krila 2415-2800mm )  
- oznaka proizvođača GU: 6-37395-12-0-8.....(Element po želji)  
Secury lock extension SECA/24x3/500mm  
(additional upper lock for leaf heights 2415-2800mm  
- manufacturer code GU: 6-37395-12-0-8.....(Optional part)

## 2) 122.053

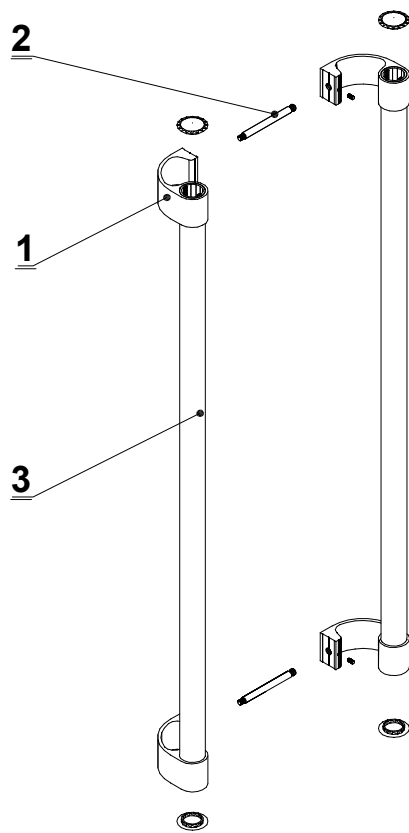
Prihvatna pločica (ravna) 22x3mm  
- oznaka proizvođača GU: 6-40059-02-0-8  
Striking plate (flat) 22x3mm  
- manufacturer code GU: 6-40059-02-0-8



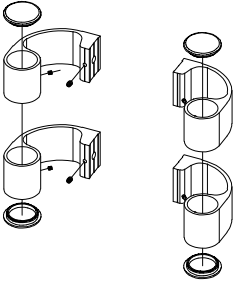
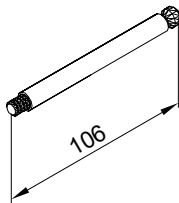
DODACI ZA SIGURNOSNE BRAVE 35mm i 45mm S TRI MJESTA KLJUČANJA - GU SECURY (MR2) I (SECA)  
ACCESSORIES FOR SAFETY LOCKS 35 MM AND 45 MM WITH 3 LOCKING POINTS - GU SECURY MR2 AND SECA

Oznaka Code	Izgled-presjek View-cross section	Opis Description	Materijal Material	Napomena Remark
142.056		<ul style="list-style-type: none"> <li>- Set Secury A-offner Elektro motor (motorno otvaranje brave SECA)</li> <li>- Oznaka proizvođača GU: K-18153-01-0-0</li> <li>- Set Secury A-offner electromotor (motorized opening for the SECA lock)</li> <li>- Manufacturer code GU: K-18153-01-0-0</li> </ul>		
142.057		<ul style="list-style-type: none"> <li>- Zaštita kabla 24x260x17 Ø10 do 100° otvaranje</li> <li>- Oznaka proizvođača GU: 6-29854-00-0-0</li> <li>- Concealed cable duct 24x260x17 Ø10 up to 100° opening</li> <li>- Manufacturer code GU: 6-29854-00-0-0</li> </ul>		
122.042		<ul style="list-style-type: none"> <li>- Prihvatni dio za valjak (za bravu MR2)</li> <li>- Oznaka proizvođača GU: K-15597-01-0-6</li> <li>- Receiving part for the roller (for lock MR2)</li> <li>- Manufacturer code GU: K-15597-01-0-6</li> </ul>	Al Pvc	
122.040		<ul style="list-style-type: none"> <li>- Valjak za bravu 35 mm (MR2)</li> <li>- Oznaka proizvođača GU: 6-36144-35-0-1 A</li> <li>- Roller for lock 35 mm (MR2)</li> <li>- Manufacturer code GU: 6-36144-35-0-1 A</li> </ul>		
122.041		<ul style="list-style-type: none"> <li>- Valjak za bravu 45 mm (MR2)</li> <li>- Oznaka proizvođača GU-BKS: B 36144-45-0-1 A</li> <li>- Roller for lock 45 mm (MR2)</li> <li>- Manufacturer code GU-BKS: B 36144-45-0-1 A</li> </ul>		

#### RUKOHVAT ZA VRATA (OBOSTRANO) DOOR PULL HANDLE (BOTH SIDES)



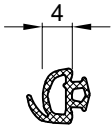
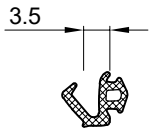
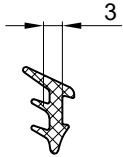
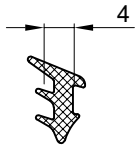
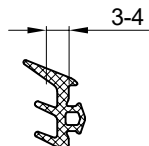
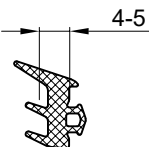
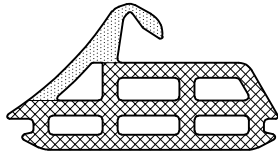
1. Art. **100.019**..... kom 1  
Artikal sadržava:  
 -nosač rukohvata, vanjski art.391.182 kom 2  
 -nosač rukohvata, unutarnji art.391.181 kom 2  
 -čep za profil rukohvata art. 375.075 kom 4  
 -vijak imbus M6x10 DIN 914 art.431.342 kom 2  
 -vijak imbus M5x4 DIN 913 art.431.805 kom 4
  2. Art. **391.178**  
 -inox osovina (L=106 mm)..... kom 2
  3. Profil rukohvata vrata **F-0829**..... kom 2  
 Profil F-0829 se pila na mjeru - prema zahtjevu kupca a isporučuje se u standardnoj mjeri - 6500 mm
1. Art. **100.019**..... pcs 1  
 Elements of products:  
 -handrail carrier, outside art.391.182 pcs 2  
 -handrail carrier, inside art.391.181 pcs 2  
 -plug for profile of handrail art. 375.075 pcs 4  
 -screw M6x10 DIN 914 art.431.342 pcs 2  
 -screw M5x4 DIN 913 art.431.805 pcs 4
  2. Art. **391.178**  
 inox shaft (L=106 mm)..... pcs 2
  3. Handrail profile of door **F-0829** ..... pcs 2  
 The profile OF-0829 is cutted at dimension- according to request of customer and delivering in standard dimension-6500 mm

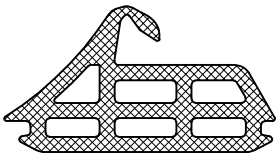
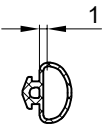
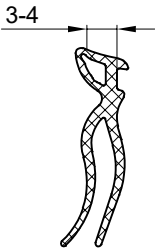
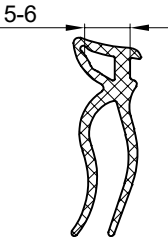
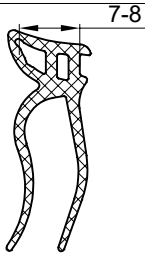
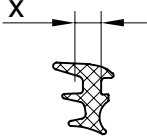
Oznaka Code	Izgled-presjek View-cross section	Opis Description	Materijal Material	Napomena Remark
<b>100.019 01 02 03</b>		- Nosač rukohvata F-0829 - Boje: 01- bijela; 02 - siva;03 - crna - Carrier handrail F-0829 - Color: 01- white; 02 - gray;03 - black		
<b>391.178</b>		- Inox osovina (L=106 mm) - Inox shaft (L=106 mm)	Inox Inox	

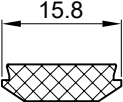
# Brtila Gaskets


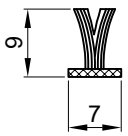
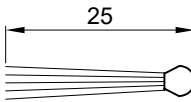
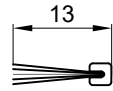
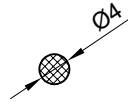
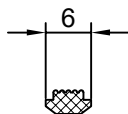


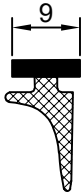


Oznaka Code	Izgled-presjek View-cross section	Opis Description	Materijal Material	Napomena Remark
321.001		-Brtva u krilu -Sash gasket	EPDM	61 ShA
321.006		-Brtva u krilu -Stara oznaka (Z106) -Sash gasket -Former code (Z106)	EPDM	61 ShA
311.001		-Brtva prema staklu /unutarnja/ -Stara oznaka (921) -Gasket towards glass /interior/ -Former code (921)	EPDM	71 ShA
311.002		-Brtva prema staklu /unutarnja/ -Stara oznaka (918) -Gasket towards glass /interior/ -Former code (918)	EPDM	71 ShA
321.002		-Brtva prema staklu /vanjska/ -Stara oznaka (Z111) -Gasket towards glass /exterior/ -Former code (Z111)	EPDM	61 ShA
321.003		-Brtva prema staklu /vanjska/ -Stara oznaka (Z113) -Gasket to the glass /exterior/ -Former code (Z113)	EPDM	61 ShA
334.004		-Centralna brtva -Middle gasket	TPE	71 ShA 45 ShA

Oznaka Code	Izgled-presjek View-cross section	Opis Description	Materijal Material	Napomena Remark
337.002		-Centralna brtva -Middle gasket	spužvasti EPDM foam EPDM	700 kg/m³
314.001		-Brtva u ramu-smanjuje ulazak kapljevina u prozor -Stara oznaka Z-10 -Gasket in frame-reduces the entry of liquid into the window -Former code Z-10	TPE	65 ShA
311.003		-Brtva prema staklu /unutarnja,nosi 3-4 mm/ -Gasket towards glass /interior,carries 3-4 mm/	EPDM	65 ShA
311.004		-Brtva prema staklu /unutarnja,nosi 5-6 mm/ -Gasket towards glass /interior,carries 5-6 mm/	EPDM	65 ShA
311.005		-Brtva prema staklu /unutarnja,nosi 7-8 mm/ -Gasket towards glass /interior,carries 7-8 mm/	EPDM	65 ShA
Stara oznaka Former code				
311.014	UP-2 X=2 mm		EPDM	65 ShA
311.007	UP-5 X=5 mm			
311.008	UP-6 X=6 mm			
311.009	UP-7 X=7 mm			
311.010	UP-8 X=8 mm			
		Brtva prema staklu(unutarnja) Gasket towards glass (interior)		

Oznaka Code	Izgled-presjek View-cross section	Opis Description	Materijal Material	Napomena Remark
321.004		<ul style="list-style-type: none"> <li>-Brtva prema staklu /vanjska/</li> <li>-Stara oznaka SB85-S1</li> <li>-Gasket to the glass /exterior/</li> <li>-Former code SB85-S1</li> </ul>	EPDM	71 ShA
344.071		<ul style="list-style-type: none"> <li>-Brtva prema pragu vrata-otvaranje unutra i vani</li> <li>-Gasket towards door treshold-interior and exterior opening</li> </ul>	TPE	70 ShA
344.088		<ul style="list-style-type: none"> <li>- Brtva prema profilu praga</li> <li>- Gasket towards the threshold profile</li> </ul>	TPE	
344.058		<ul style="list-style-type: none"> <li>- Brtva u profilu praga</li> <li>- Gasket in threshold profile</li> </ul>	TPE	71 ShA
344.087		<ul style="list-style-type: none"> <li>-Brtva za profil FT-0231</li> <li>-Gasket for profile FT-0231</li> </ul>	TPE	71 ShA
344.011		<ul style="list-style-type: none"> <li>-Brtva za vezu-dilatacija profila FT-0226 H</li> <li>-Stara oznaka 02781/S</li> <li>-Connection gasket-profile dilatation FT-0226 H</li> <li>-Former code 02781/S</li> </ul>	EPDM	61 ShA

Oznaka Code	Izgled-presjek View-cross section	Opis Description	Materijal Material	Napomena Remark
333.009		-Kutni umetak za brtvu 334.004 i 337.002 -Angle insert for gasket 334.004 and 337.002	EPDM EPDM	700 kg/m³
347.003		Četkasta brtva 7x9 -Stara oznaka: PB*HFC Brush gasket 7x9 -Former code: PB*HFC		
347.001		-Četkasta brtva L=2500 mm -Stara oznaka Z 802 -Brush gasket L=2500 mm -Former code Z 802		
347.008		- Četkasta brtva za MF-45 (13 mm) - Brush gasket for MF-45 (13 mm)		
340.029		- Okrugla brtva Ø4 - Round gasket Ø4		
340.055		- Brtva praga - -Threshold gasket	Elastron	

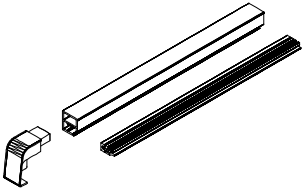
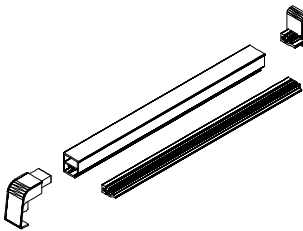

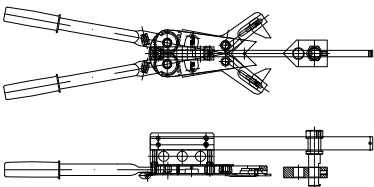
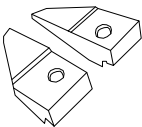
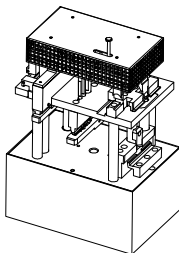
Oznaka Code	Izgled-presjek View-cross section	Opis Description	Materijal Material	Napomena Remark
344.083		-Brtila za profil FT-0288H -Gasket for profile FT-0288H	TPE	71 ShA

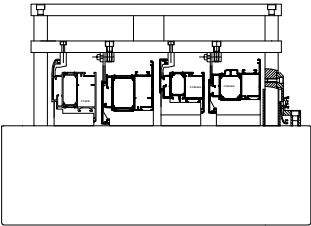
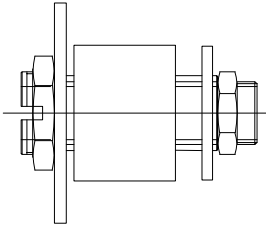
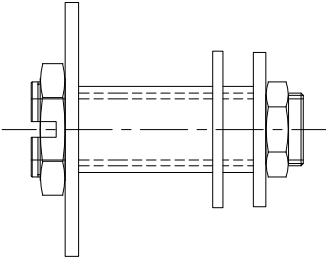
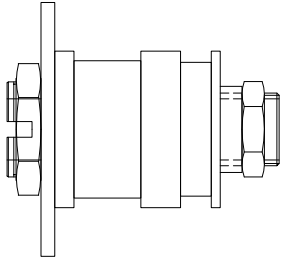
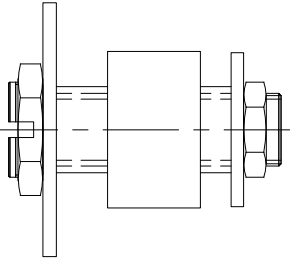


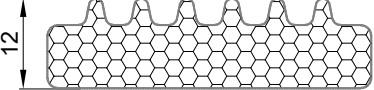
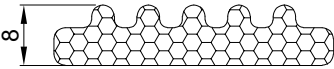
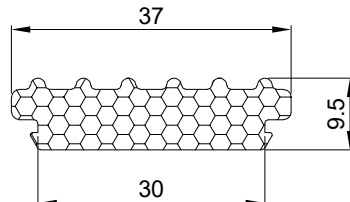
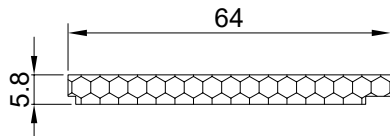
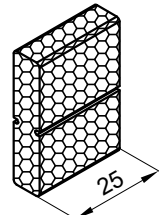
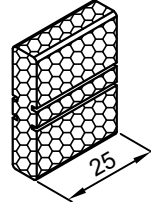
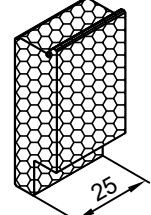
# Dodaci Accessories

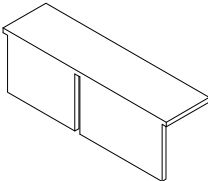
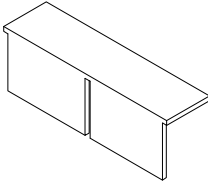
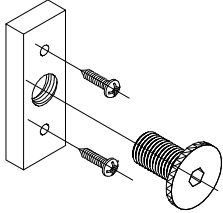
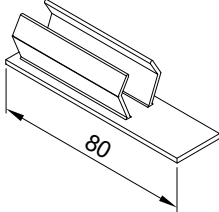
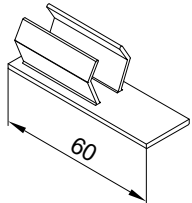
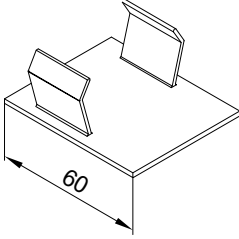


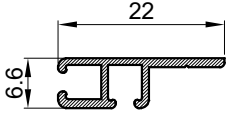
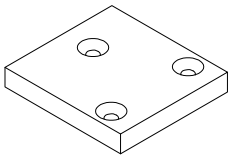
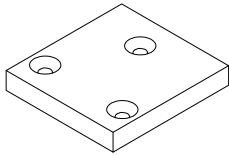
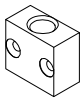
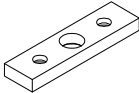



CODE	Izgled-presjek View - cross-section	Opis Description	Materijal Material	Nap. Remark
301.006. 01 02 03		- Set za bočni čep klupice -Aluminium window sill side caps	PVC TPE Al.	
301.009. 01 02 03		- Set za bočni čep klupice -Aluminium window sill side caps	PVC TPE Al.	
301.010. 01 02 03		- Set za bočni čep klupice (za klupicu 360mm) -Aluminium window sill side caps (for window sill 360mm)	PVC TPE Al.	
240.001		- Kliješta za kutne spojnice - Stara oznaka: kliješta - 83064 - Manual crimping tool - Former code: crimper - 83064		
240.001.00.01		- Noževi za kliješta kutnih spojnica - Stara oznaka: kliješta - Knives for crimper corner joint - Former code: crimper		
210.001		- Štanca za otklopno zaokretne sisteme prozora i vrata - Stara oznaka: Štanca S1 - Punching machine for tilt-turn systems of windows and doors: - Former code: Punch S1		

CODE	Izgled-presjek View - cross-section	Opis Description	Materijal Material	Nap. Remark
210.009		-Pneumatska štanca za obradu odvoda kondezata i provjetravanje u Termo 65 i Termo 85 -Stara oznaka : S9 -Pneumatic punch for condensate drainage and ventilation in Termo 65 and Termo 85 -Former code : S9		
220.007		-Set glodala za obradu prečki prema profilu krila i okvira (TERMO 85) -Set of milling cutters for processing window mullions towards sash and frame profile (TERMO 85)	Čelik Steel	
220.020		-Snop glodala za obradu parapetne prečke FT-0282H, prema krilu FT-0275H -Set of milling cutters for processing spandrel mullion FT-0282H, towards sash FT-0275H	Čelik Steel	
220.021		-Snop glodala za obradu parapetne prečke FT-0276H prema krilu FT-0274H -Set of milling cutters for processing spandrel mullion FT-0276H towards sash FT-0274H	Čelik Steel	
220.022		-Snop glodala za obradu parapetne prečke FT-0282H prema krilu FT-0279H -Set of milling cutters for processing spandrel mullion FT-0282H towards sash FT-0279H	Čelik Steel	

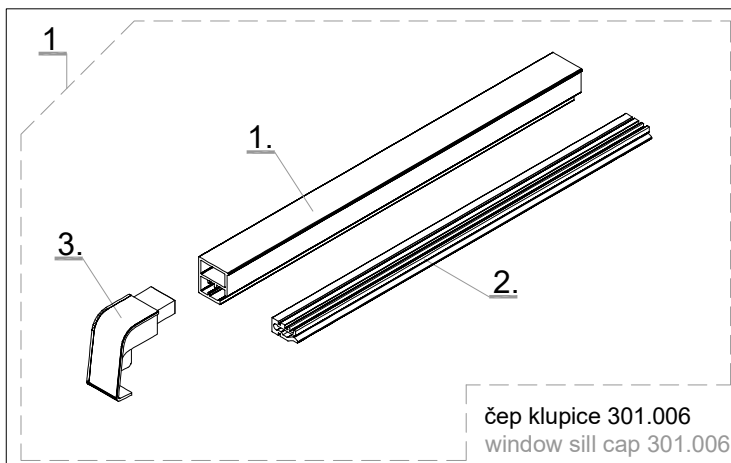
CODE	Izgled-presjek View - cross-section	Opis Description	Materijal Material	Nap. Remark
340.013		-Ispuna po opsegu stakla -Izoterm plamaframe -Insulation around the glass -Isoterm plamaframe	XPE	
348.002		-Ispuna po opsegu stakla sa ljepljivom trakom- -Izoterm plamaframe -Insulation around the glass with adhesive tape- -Isoterm plamaframe	XPE	
340.465		-Spužvasta ispuna po opsegu stakla -Izoterm plamaframe -Sponge filling around the circumference of the glass -Plamaframe isotherm	LDPE	
* 340.088	<b>M1:1.5</b> 	-Termoblok 64x5.8 - dodatna ispuna za donji dio rama. (XPS ispuna označena sa * se isporučuje samo na zahtjev kupca). -Thermoblock 64x5.8 - additional insulation for bottom part of the frame (XPS insulation marked with * delivers only on buyers request).	XPS	
340.279	 L=25mm	-XPS barijera za komoru 7.5x35.5 -Za profil: FT-0201H (Termo 85) -XPS barrier for chamber 7.5x35.5 -For profile: FT-0201H (Termo 85)	XPS	
340.281	 L=25mm	-XPS barijera za komoru 7x32.2 -Za profil: FT-0206H (Termo 85) -XPS barrier for chamber 7x32.2 -For profile: FT-0206H (Termo 85)	XPS	
340.329	 L=25mm	-XPS barijera za komoru 15.3x50.2 -Za profil: FT-0275H (Termo 85) -XPS barrier for chamber 15.3x50.2 -For profile: FT-0275H (Termo 85)	XPS	

CODE	Izgled-presjek View - cross-section	Opis Description	Materijal Material	Nap. Remark
521.193		-Umetak za profil FT-0271H - gornji -Insert for profile FT-0271H -top	Al.	
521.194		-Umetak za profil FT-0271H - donji -Insert for profile FT-0271H - under	Al.	
521.286		- Element za ugradnju - Instalation elemet	Al. PVC.	
521.287.01 02 03		- Umetak za profil ojačanja prečke (za profile NP-4183 i NP-4184) - Boje: 01- bijela; 02- siva; 03 - crna - End insert for window crossbar reinforcement (for profiles NP-4183 and NP-4184) - Color: 01 - white; 02 - gray; 03 - black	Al.	
521.288.01 02 03		- Umetak za profil ojačanja prečke (za profile F-1634 i NP-4184) - Boje: 01 - bijela; 02 - siva; 03 - crna - End insert for window crossbar reinforcement (for profiles F-1634 and NP-4184) - Color: 01- white; 02 - gray; 03 - black	Al.	
521.491.01 02 03		- Umetak za profil ojačanja prečke (za profile FMO 50/61 i FMO 50/20D; ...ojačanje sa čeličnom cijevi 40x50 mm) - Boje: 01- bijela; 02 - siva;03 - crna - End insert for window crossbar reinforcement (for profiles FMO 50/61 and FMO 50/20D; ...reinforcement with steel tube 40x50 mm) - Color: 01- white; 02 - gray;03 - black	Al.	

CODE	Izgled-presjek View - cross-section	Opis Description	Materijal Material	Nap. Remark
521.001		-Držač četkaste brtve L=2500 mm -Stara oznaka Z 801 -Brush gasket holder L=2500 mm -Former code Z 801		
391.148		-Aluminijska nosiva pločica francuskog balkona lijeva, 50 mm x 54 mm x 8 mm -French balcony aluminium glass support left 50 mm x 54 mm x 8 mm	Al.	
391.149		-Aluminijska nosiva pločica francuskog balkona desna, 50 mm x 54 mm x 8 mm -French balcony aluminium glass support right 50 mm x 54 mm x 8 mm	Al.	
521.312		-Usmjerivač osovinice -Shaft positioner	Al.	
521.314		-Pločica u ramu i pragu za ključanje pomoćnog krila vrata -Insert plate in the frame and threshold for the locking of auxiliary and for lock the auxiliary door leaf	Al.	
521.315		-Osovinica Ø8 mm, L=2000 mm -Shaft Ø8 mm, L=2500 mm	Al.	

### SET ZA BOČNI ČEP PROZORSKE KLUPICE 301.006 SET FOR SIDE CAP OF WINDOW SILL 301.006

- 1. - Osnovni profil
- 2. - PVC prihvatnik klupice
- 3. - Vanjski čep-prihvatnik klupice i profila
- 1. - Basic profile
- 2. - PVC window sill acceptor
- 3. - Outside cap - sill and profile acceptor

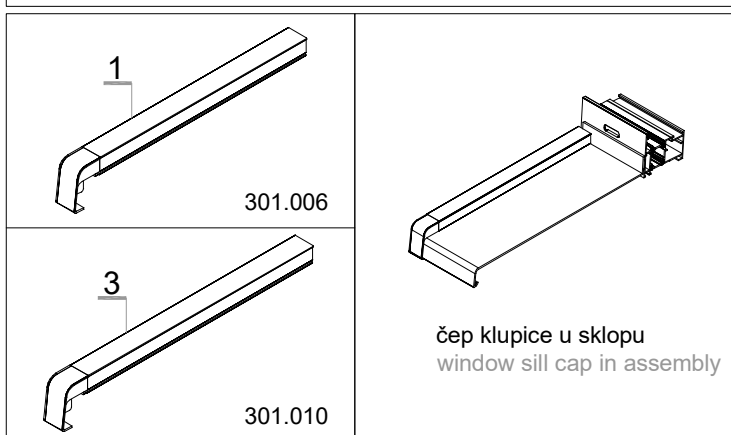


- 1 - Set za bočni čep klupice 301.006
- 2 - Set za bočni čep klupice 301.009
- 3 - Set za bočni čep klupice 301.010

-Setovi bočnih čepova 301.006 i 301.009 su u veličini profila klupice F-0680/J (280 mm)  
-Za manje klupice se radi skraćivanje čepa prema mjerama u uputstvu artikla  
-Set za bočni čep 301.010 - (360 mm)  
-Izbor boje čepova prema RAL-karti

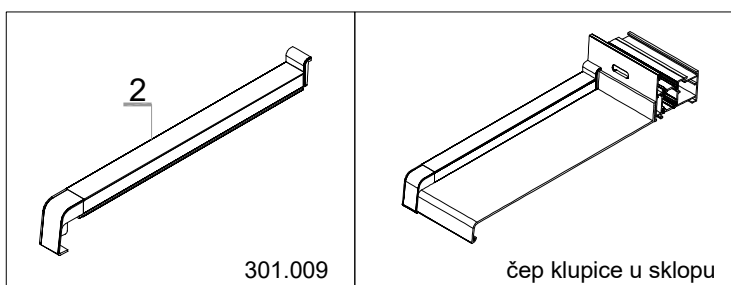
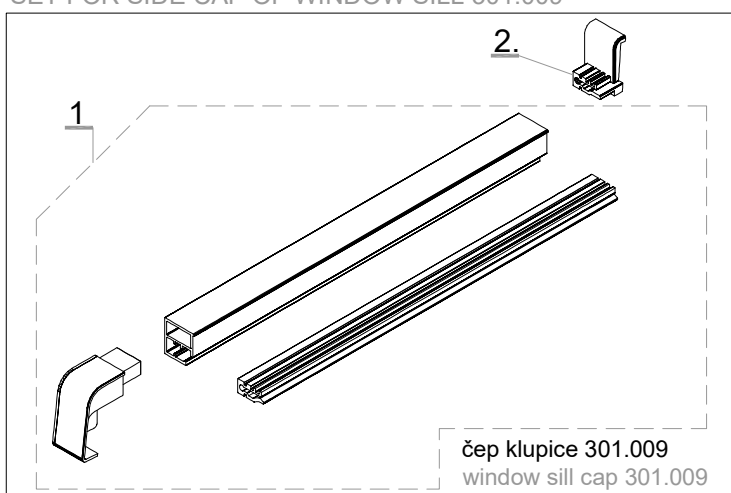
- 1 - Set for side cap of window sill 301.006
- 2 - Set for side cap of window sill 301.009
- 3 - Set for side cap of window sill 301.010

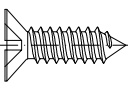
-Side cap set 301.006 i 301.009 are in size of window sill profile F-0680/J (280 mm)  
-For smaller window sills side caps are shorten according to article dimensions  
-Set for side cap 301.010 - (360 mm)  
-Selection of cap colour according to RAL-map



### SET ZA BOČNI ČEP PROZORSKE KLUPICE 301.009 SET FOR SIDE CAP OF WINDOW SILL 301.009

- 1 - Set klupice 301.006
- 2. - Čep do otvora-prihvatnik klupice i profila
- 1 - Window sill set 301.006
- 2. - Cap next to the opening - Window sill and profile acceptor



Oznaka Code	Opis Description	Izgled-presjek View-cross section	Materijal Material	Napomena Remark
433.017	vijak 3.9x16 DIN 7981 screw 3.9x16 DIN 7981		Inox A2	
433.019	vijak 3.9x22 DIN 7981 screw 3.9x22 DIN 7981		Inox A2	
433.020	vijak 3.9x25 DIN 7981 screw 3.9x25 DIN 7981		Inox A2	
433.021	vijak 3.9x32 DIN 7981 screw 3.9x32 DIN 7981		Inox A2	
433.029	vijak 4.2x16 DIN 7981 screw 4.2x16 DIN 7981		Inox A2	
433.030	vijak 4.2x19 DIN 7981 screw 4.2x19 DIN 7981		Inox A2	
433.031	vijak 4.2x22 DIN 7981 screw 4.2x22 DIN 7981		Inox A2	
433.035	vijak 4.2x38 DIN 7981 screw 4.2x38 DIN 7981		Inox A2	
433.036	vijak 4.2x45 DIN 7981 screw 4.2x45 DIN 7981		Inox A2	
433.037	vijak 4.2x50 DIN 7981 screw 4.2x50 DIN 7981		Inox A2	
433.043	vijak 4.8x19 DIN 7981 screw 4.8x25 DIN 7981		Inox A2	
433.045	vijak 4.8x25 DIN 7981 screw 4.8x25 DIN 7981		Inox A2	
433.046	vijak 4.8x32 DIN 7981 screw 4.8x32 DIN 7981		Inox A2	
433.047	vijak 4.8x38 DIN 7981 screw 4.8x38 DIN 7981		Inox A2	
433.048	vijak 4.8x45 DIN 7981 screw 4.8x45 DIN 7981		Inox A2	
433.092	vijak 3.5x16 DIN 7982 screw 3.5x16 DIN 7982		Inox A2	
433.106	vijak 3.5x19 DIN 7982 screw 3.5x19 DIN 7982		Inox A2	
433.118	vijak 4.2x19 DIN 7982 screw 4.2x19 DIN 7982		Inox A2	
433.121	vijak 4.2x32 DIN 7982 screw 4.2x32 DIN 7982		Inox A2	
433.122	vijak 4.2x38 DIN 7982 screw 4.2x38 DIN 7982		Inox A2	
433.123	vijak 4.2x45 DIN 7982 screw 4.2x45 DIN 7982		Inox A2	
433.134	vijak 4.8x38 DIN 7982 screw 4.8x38 DIN 7982		Inox A2	
433.135	vijak 4.8x45 DIN 7982 screw 4.8x38 DIN 7982		Inox A2	
430.183	turbo vijak (fischer FFS 7.5 x 52) turbo screw (fischer FFS 7.5 x 52)		Inox A2	
430.184	turbo vijak (fischer FFS 7.5 x 62 ) turbo screw (fischer FFS 7.5 x 62)		Inox A2	

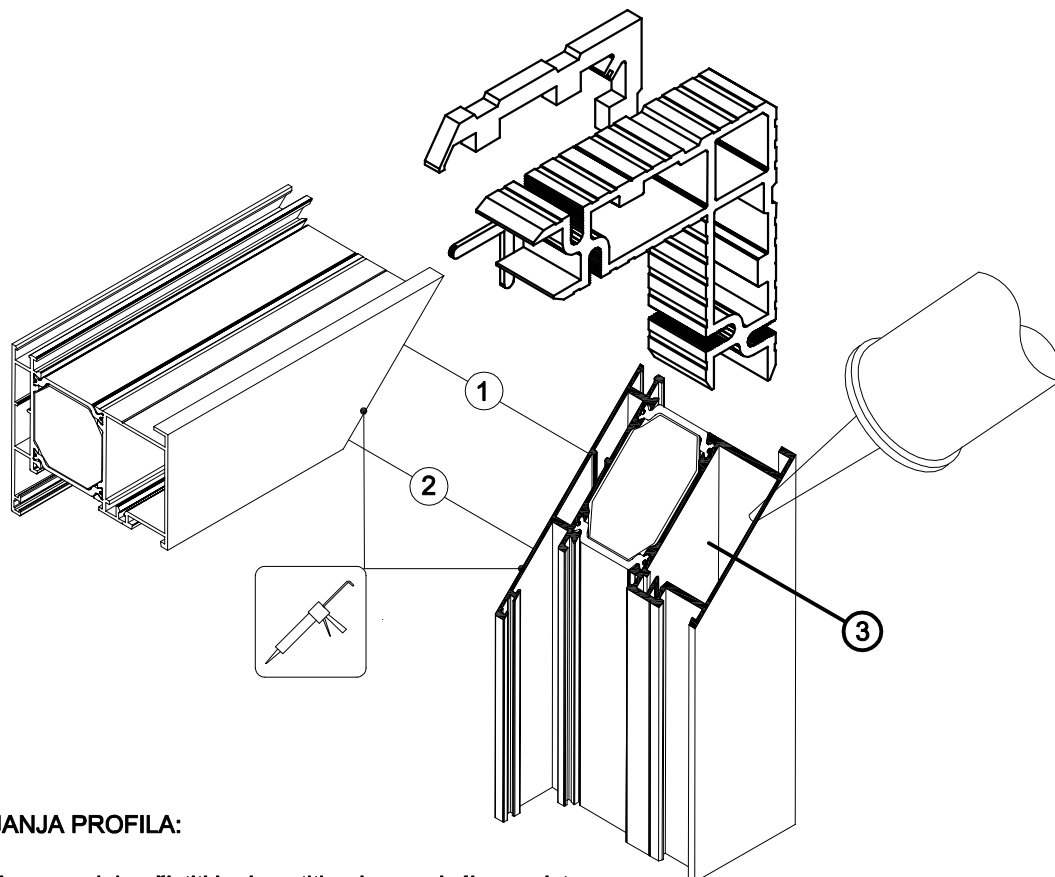




# Obrada i montaža

## Processing and montage



SPAJANJE PROFILA KUTNIM SPOJNICAMA  
CONNECTING PROFILE WITH CORNER BRACKETS

## POSTUPAK SPAJANJA PROFILA:

1. Površine koje se spajaju očistiti i odmastiti odgovarajućim sredstvom (npr. Teroson VR 20 ili FL+)
2. Premazati površine koje se spajaju ljepilom (npr. Teroson MS 939).
3. Ljepilo ubrizgati u komore za kutnik (po opsegu komore)
4. Profile s kutnikom izravnati i spojiti
5. Dio ljepila koji iscuri između rezova očistiti sredstvom za čišćenje i odmašćivanje (npr. Teroson VR 20 ili FL+).

## NAPOMENA:

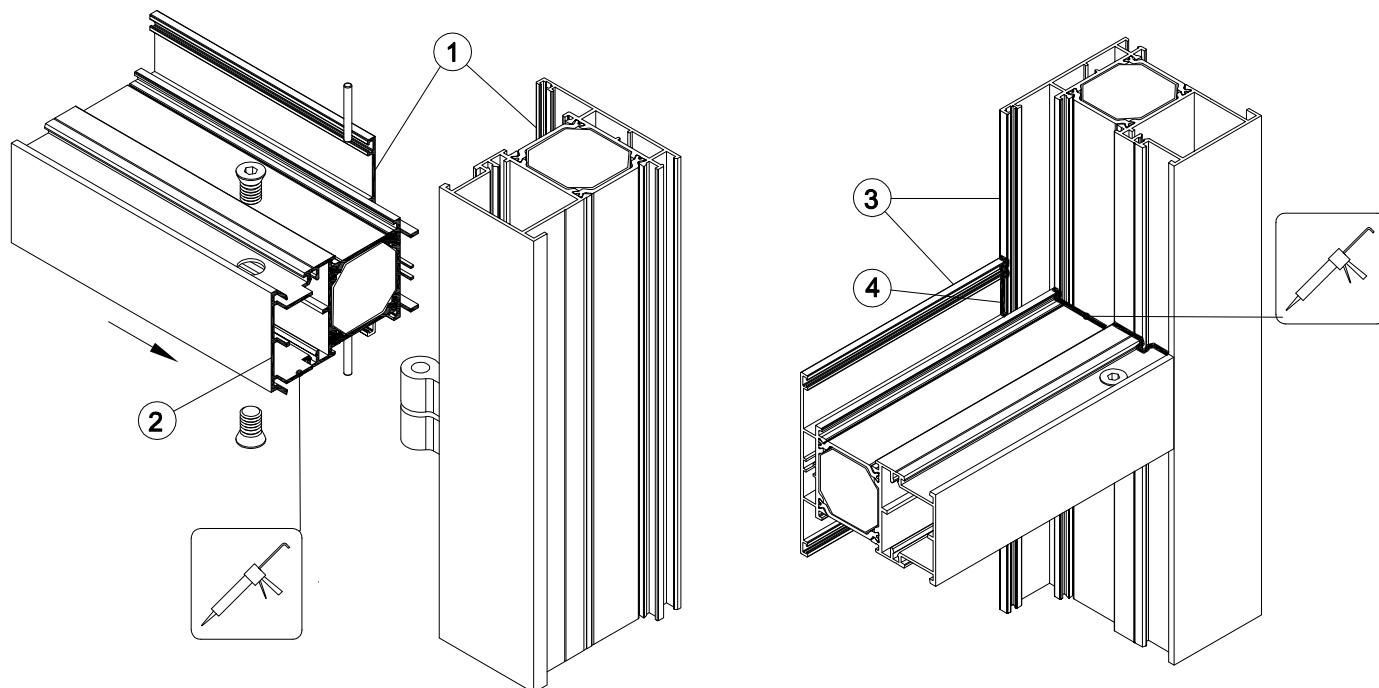
Ovaj postupak spajanja profila primjenjiv je za sve Feal-ove kutnike i njima odgovarajuće komore. Lijepljenjem rezova i kutnika ljepilima za metal, osigurava se potrebna zrako- i vodonepropusnosti spoja kao i dodatna mehanička čvrstoća spoja.

## PROFILE CONNECTION PROCEDURE:

1. Clean and degrease all connecting surfaces with suitable products (e.g. Teroson VR 20 or FL+).
2. Smear connecting surfaces with metal glue (e.g. Teroson MS 939).
3. Inject metal glue into chambers for the corner bracket (on chamber edges)
4. Level profiles with corner brackets and connect
5. Leaked glue that comes from the joints remove with cleaning and degreasing products (e.g. Teroson VR 20 ili FL+ /).

## NOTE:

This profile connection procedure is applicable for all Feal corner brackets and their appropriate chambers. By gluing the profile and corner brackets with a metal glue, necessary air and water tightness of the joint as well as additional mechanical properties is ensured

**SPAJANJE PROFILA VEZNICIMA**
**CONNECTING OF PROFILES BY USING CONNECTING ELEMENT -(T-BRACKET)**

**POSTUPAK SPAJANJA PROFILA**

1. Površine koje se spajaju-rezove očistiti i odmastiti odgovarajućim sredstvom (npr.Teroson VR 20 ili FL+)
2. Premazati površine koje se spajaju-rezove ljepilom za metal (npr. Teroson MS 939).
3. Profile s veznicima izravnati i spojiti
4. Nakon spajanja profila, sve žljebove ispuniti ljepilom za metal (npr. Teroson MS 939 (Henkel))
5. Dio ljepila koji iscuri između rezova očistiti sredstvom za čišćenje i odmašćivanje (npr.Teroson VR 20 ili FL+).

**NAPOMENA:**

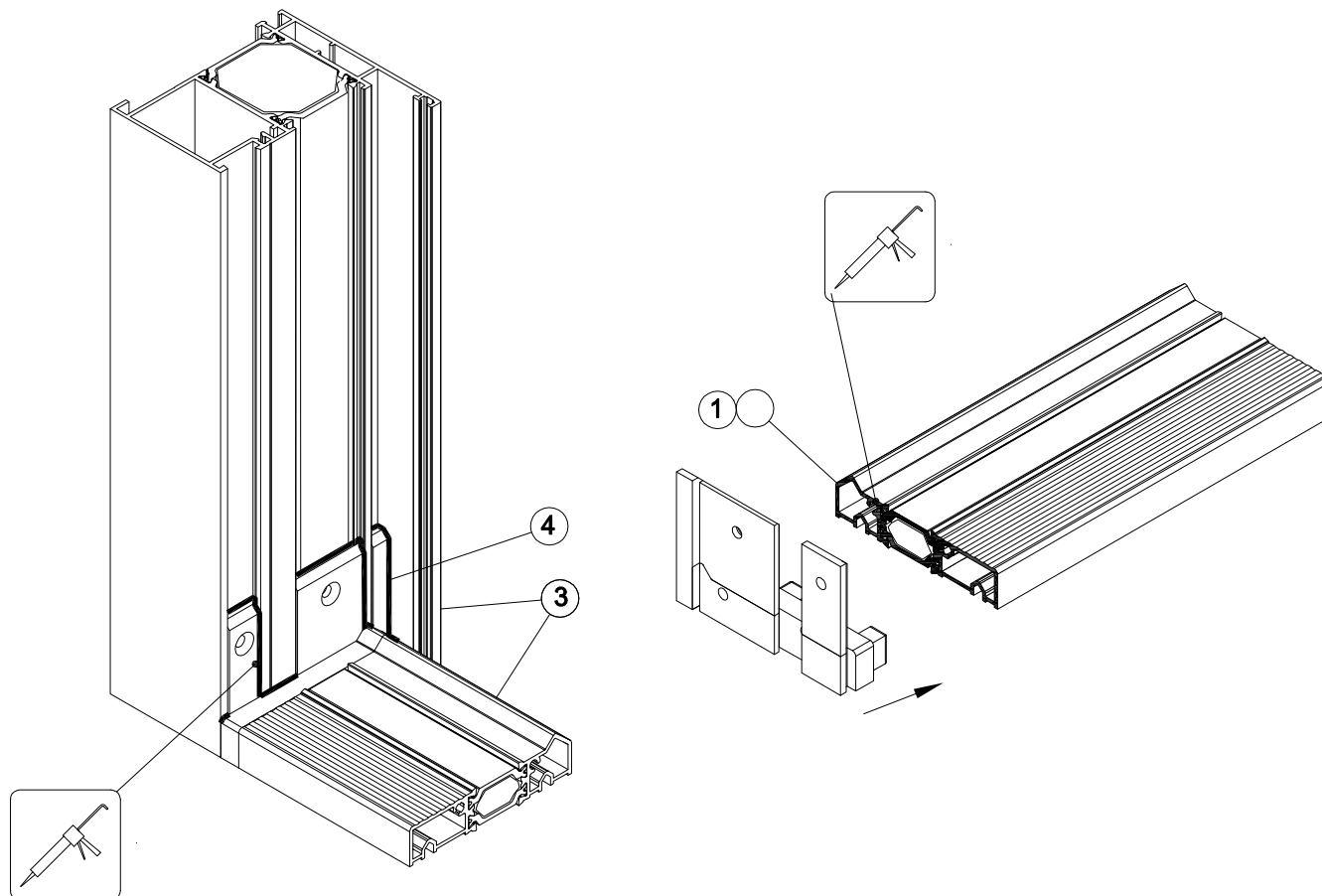
Lijepljenjem rezova, kao i svih spojeva profila sa ljepilima za metal, osigurava se potrebna zrako i vodonepropusnosti spoja kao i dodatna mehanička čvrstoća spoja.

**PROFILE CONNECTION PROCEDURE:**

1. Clean and degrease all connecting surfaces with suitable products (e.g. Teroson VR 20 ili FL+).
2. Smear connecting surfaces with metal glue (e.g. Teroson MS 939 ).
3. Level profiles with connecting element (T-bracket) and connect
4. After joining the profile, all profile joints must be filled with metal glue (e.g.Teroson MS 939 ).
5. Leaked glue that comes from the joints remove with cleaning and degreasing products (e.g.Teroson VR 20 ili Teroson FL+ ).

**NOTE:**

By gluing the profile, as well as all profile joints with a metal glue, necessary air and water tightness of the joint as well as additional mechanical properties is ensured.

SPAJANJE PROFILA PRAGA SA PROFILOM RAMA POMOĆU UMETKA  
CONNECTING THE THRESHOLD PROFILE WITH FRAME PROFILE USING END INSERT

## POSTUPAK SPAJANJA PROFILA

1. Površine koje se spajaju-rezove očistiti i odmastiti odgovarajućim sredstvom (npr. Teroson VR 20 ili FL+)
2. Na profilu praga premazati površine koje se spajaju ljepilom za metal (npr. Teroson MS 939).
- 2.1. Ljepilo za metal ubrizgati u komore profila praga na mjestima gdje ulazi umetak (po opsegu komore)
3. Profil praga i umetak izravnati i spojiti
4. Profil praga sa spojenim umetkom izravnati i spojiti sa profilom rama
5. Nakon spajanja profila, sve spojeve profila i umetka ispuniti ljepilom za metal (npr. Teroson MS 939)
6. Dio ljepila koji iscuri između rezova očistiti sredstvom za čišćenje i odmašćivanje (npr. Teroson VR 20 ili FL+).

## NAPOMENA:

Lijepljenjem rezova, kao i svih spojeva profila sa ljepilima za metal, osigurava se potrebna zrako i vodonepropusnosti spoja kao i dodatna mehanička čvrstoća spoja.

## PROFILE CONNECTION PROCEDURE:

1. Clean and degrease all connecting surfaces with suitable products (e.g. *Teroson VR 20* or *Teroson FL+*).
2. On threshold profile smear all connecting surfaces with metal glue (e.g. *Teroson MS 939*).
- 2.1. Inject metal glue into chambers on ends of the profile for the insert (on chamber edges).
3. Level threshold profile with insert and connect them
4. Level threshold profile with the connected insert with the frame and connect them
5. **After joining the profiles, all profile connections must be filled with metal glue** (e.g. *Teroson MS 939*).
6. Leaked glue that comes from the joints remove with cleaning and degreasing products (e.g. *Teroson VR 20* or *Teroson FL+*).

## NOTE:

By gluing the profile, as well as all profile joints with a metal glue, necessary air and water tightness of the joint as well as additional mechanical properties is ensured.

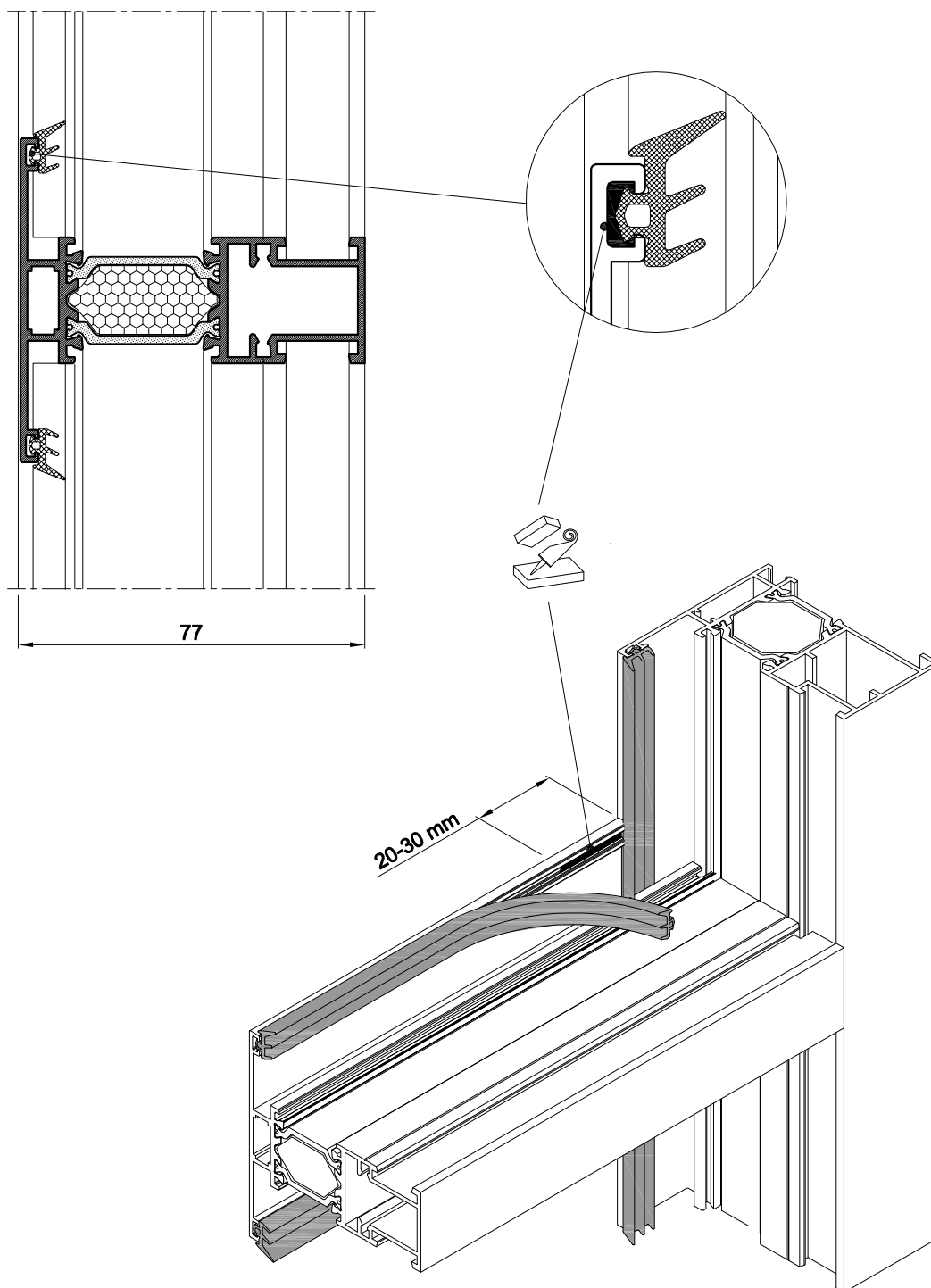
### PREPORUKA:

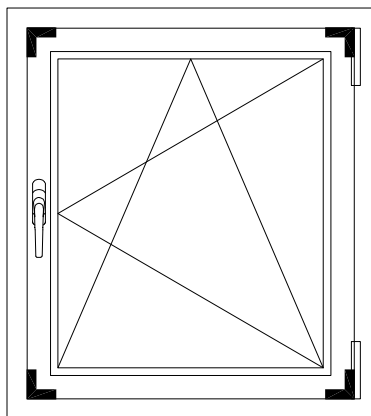
- Usljed elastičnosti, dilatacije te drugih utjecaja često dolazi do povlačenja (skupljanja) brtve prema staklu u žlijebu, što dovodi do prodora vode u profil.
- Preporučuje se lijepljenje kraja brtve ljepilima za metal i EPDM (npr. trenutno ljepilo Loctite 4090)-prema skici.
- Odnosi se na sve brtve koje se uvlače u žlijeb.

### RECOMMENDATION:

Due to elasticity, dilatation and other impacts gasket retraction towards the glass is possible, which can lead to water penetration in the profile.

It is recommended to glue the gasket ends with adhesives for metal and EPDM (eg. Loctite 4090- according to the drawing) This applies to all the gaskets with groove placement.



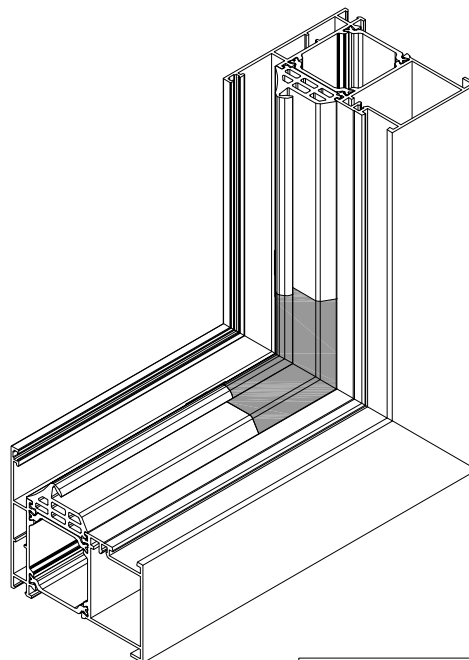
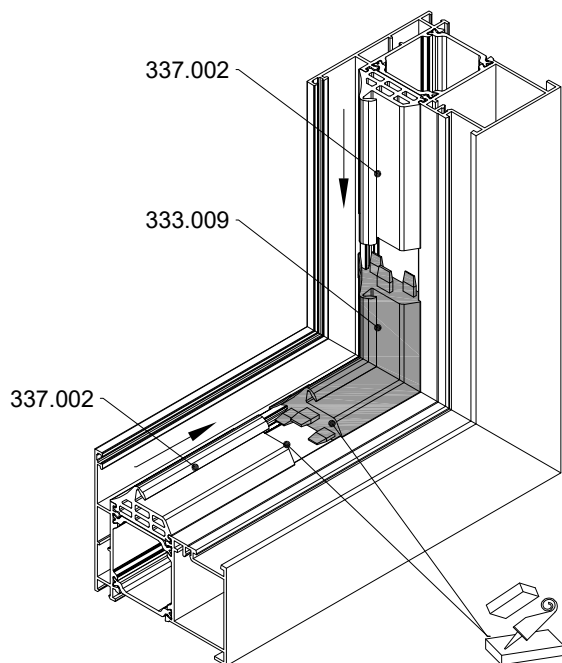
DETALJ UGRADNJE KUTNE SPOJNICE CENTRALNE BRTVE  
DETALJ UGRADNJE KUTNE SPOJNICE CENTRALNE BRTVE


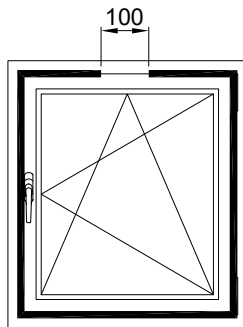
-Preporučuje se, na mjestu dodira, lijepljenje centralne brtve 337.002 i kutne spojnice brtve 333.009 ljepilom za EPDM (npr. trenutno ljepilo Loctite 4090).

-Ljepljenjem se osigurava neprekidnost centralne brtve čime se osigurava potrebna zrakopropusnost i vodonepropusnost spoja.

-It is recommended, at the point of contact, bonding of the central gasket 337.002 and the angular joint of the gasket 333.009 with EPDM adhesive (eg Loctite 4090 instant adhesive).

-Gluing ensures the continuity of the central gasket, ensuring the necessary airtightness and watertightness of the joint..





### UPORABA BRTVE 314.001

-Radi smanjenja ulaska padalina u prostor rama preporučuje se uporaba brtve 314.001 (stara oznaka Z-10).

-Brtvu 314.001 umetnuti po opsegu prozora.

U gornjem pojasu brtva se prekida radi omogućavanja ventilacije prozora.

-Korištenje brtve 314.001 zahtjeva uporabu kutnika 730.001 umjesto kutnika 730.002.

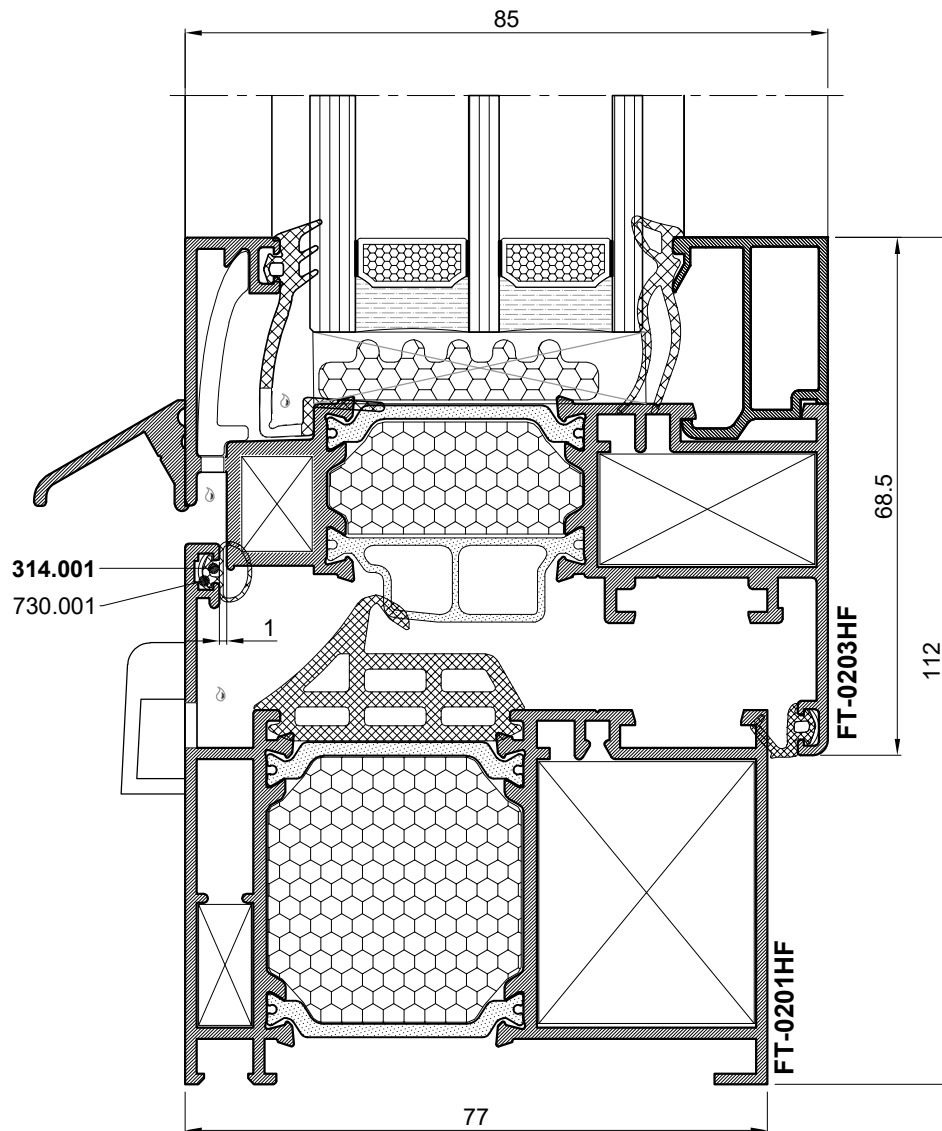
### USE OF GASKET 314.001

-To reduce the flow of precipitation into the frame area, it is recommended to use gasket 314.001 (old mark Z-10).

-Insert gasket 314.001 by the window circumference.

In the upper belt, the gasket breaks to allow window ventilation.

-Using gasket 314.001 requires the use of angle 730.001 instead of angle 730.002.





### ODVOD KAPLJEVINA IZ OTVARAJUĆEG PROZORA

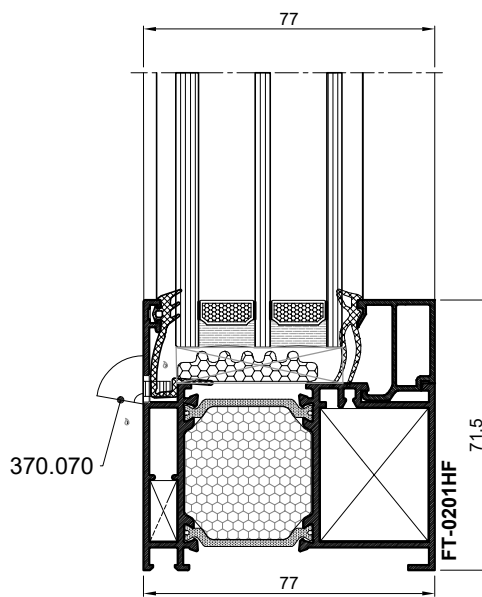
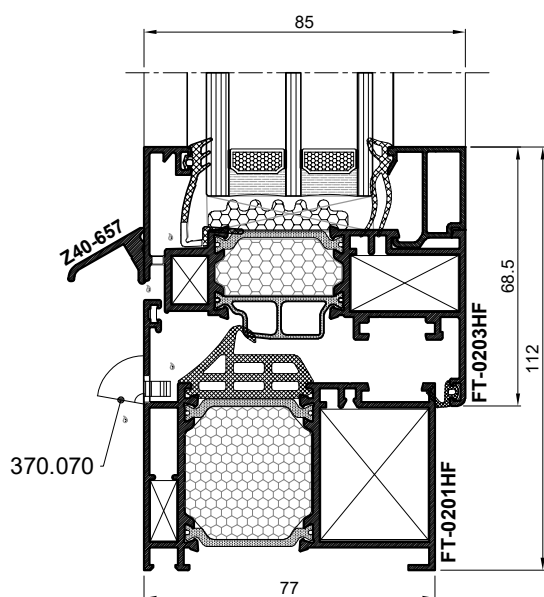
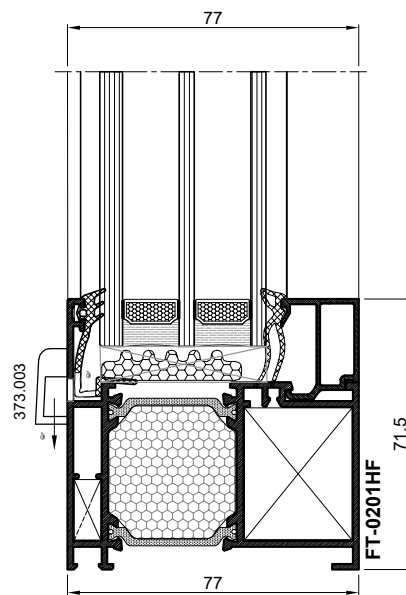
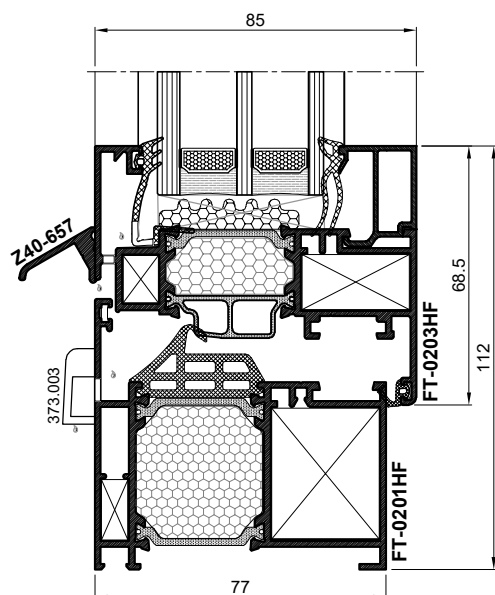
Kapljevine koje uđu u krilo prozora između brtve i ispune vode se kroz otvor na brtvi i profilu krila prema vani. Dio kapljevina iz krila i kapljevine s vana ulaze u predviđeni prostor u profilu rama te ga napuštaju kroz otvore u profilu koji se maskiraju čepom 373.003 ili 370.070.

Napomena: Otvore na profilu rama uvijek držati prohodnim.

#### WINDOW DRAINAGE

Liquids that enter the portion of window between gasket and filling are guided through opening on gasket and sash profile towards outside. Portion of liquids from sash and liquids from outside enter the appropriated space in profile and leave it through openings on profile that are masked with cap 373.003 or 370.070.

Remark: Openings on profile should be always passasble.



U uvjetima izraženih padalina (kiša, vjetar) može se koristiti opcija sa većim otvorom za kapljevinu (maska 370.070).

In the event of pronounced precipitation (rain, wind), an option with a larger orifice opening (mask 370.070) may be used.

PREPORUKE ZA LIJEPLJENJE STAKLA NA PROFIL KRILA  
RECOMMENDATIONS FOR BONDING OF GLASS ON SASH PROFILE

Postupak lijepljenja se preporučuje izvoditi s krilom u položenom položaju. Ljepilo mora biti kompatibilno s kitom po obodu stakla jer u suprotnom lijepljenje neće biti uspješno.

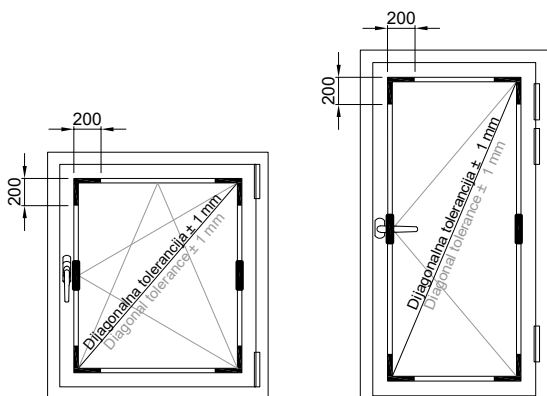
**Postupak lijepljenja**

1. Postaviti XPE termoizolaciju na profil i izrezati je na mjestima na kojima će se nanositi ljepilo i postavljati podmetači za staklo.
2. Očistiti i odmastiti sve površine na koje će se nanositi ljepilo odgovarajućim sredstvom. /npr. DOWSIL R-40/ (ako je na površini na koju će se nanositi ljepilo brtva, prije čišćenja ukloniti taj dio brtve)
3. Nanijeti primer na očišćenu površinu profila /npr. DOWSIL PRIMER-1200 OS/
4. Nanijeti ljepilo na profil /npr. DOWSIL 993/ (slika 1),
5. Postaviti staklo
6. Postaviti podmetače za staklo na odgovarajuća mjesta (potrebno je odmah točno pozicionirati staklo jer nakon stvrdnjavanja ljepila nisu moguće korekcije)
7. Nanijeti ljepilo ispod stakla (slika 2)

**Napomena**

Otvori na profilu krila prozora radi odvoda kapljevina i ventiliranja komora krila moraju biti na udaljenosti većoj od 200 mm od unutarnjeg spoja krila tako da se ne začepi zbog ljepila ili podmetača za staklo. Prije daljnje obrade krila ljepilo se treba osušiti. (provjeriti upute proizvođača)

— ljepilo



It is recommended to perform glazing with sash profile in horizontal position. The adhesive must be compatible with the sealant on the glass edge, otherwise the bonding will not be successful.

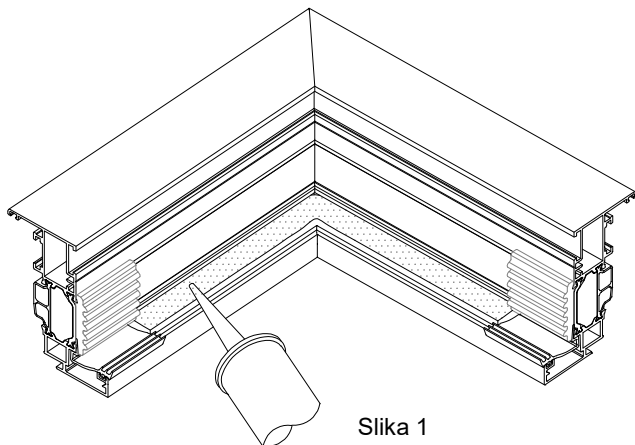
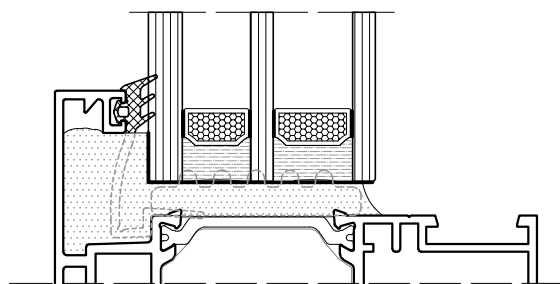
**Bonding process**

1. Place the XPE thermal insulation on the profile and cut it in the places where the adhesive will be applied and the glass packers placed.
2. Clean and degrease all surfaces on which the adhesive will be applied with a suitable product. /eg. DOWSIL R-40/ (if there is a gasket on the surface to which the adhesive will be applied, remove that part of the seal)
3. Apply the primer to the surface of the profile /eg. DOWSIL PRIMER-1200 OS/
4. Apply adhesive to the profile /eg. DOWSIL 993/ (picture 1)
5. Place the glass
6. Place the glass packers (it is necessary to position the glass exactly right away, as corrections are not possible after curing of the adhesive)
7. Apply adhesive under the glass (picture 2)

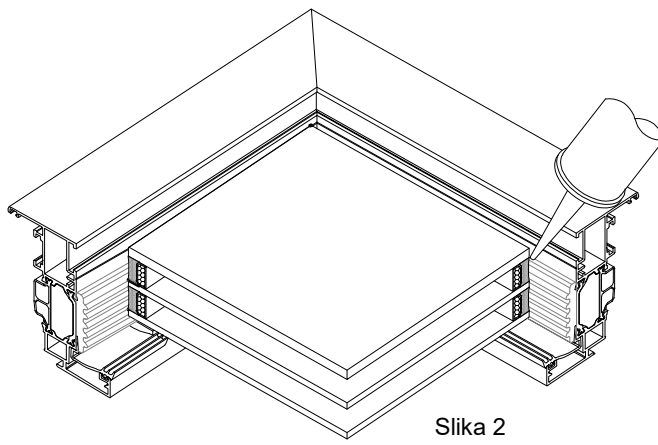
**Note**

Openings on the profile of the window sash for draining liquids and ventilating the sash chambers must be at a distance of more than 200 mm from the corner of the sash so that they are not blocked by glue or glass packers. Before continuing with processing of the sash curing of the adhesive must be ensured. (check the instructions of the adhesive manufacturer)

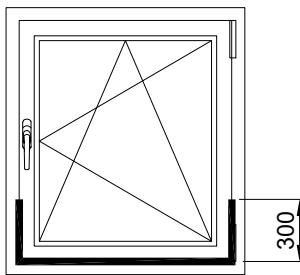
— adhesive



Slika 1  
Picture 1

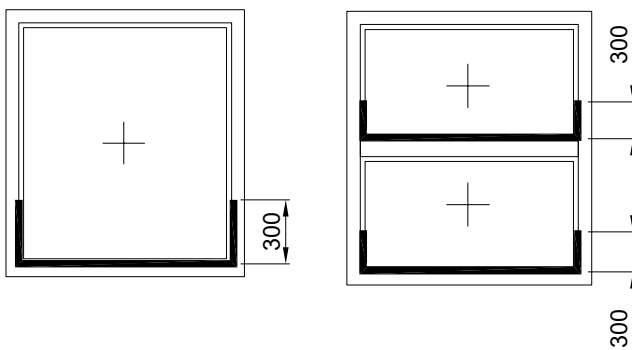
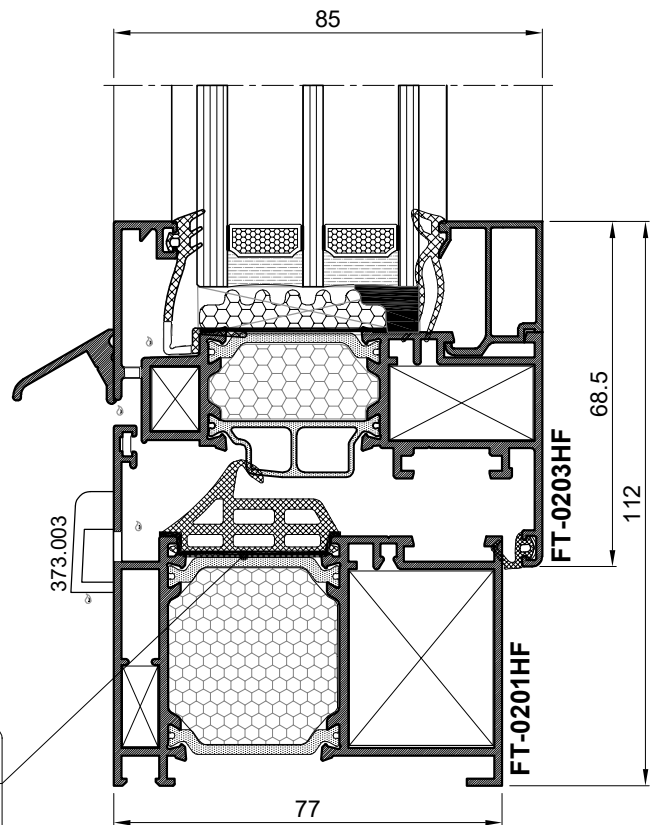
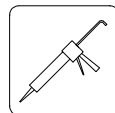


Slika 2  
Picture 2



**LIJEPLJENJE CENTRALNE BRTVE ZA PODLOGU**  
U uvjetima veće izloženosti prozora padalinama ,radi mogućeg prodora kapljevina, preporučuje se lijepljenje centralne brtve 337.002 za podlogu, neutralnim ljepilom (npr. "Henkel" - *Teroson MS 939*), prema crtežu.

**GLUEING OF CENTRAL GASKET TO BACKGROUND**  
In conditions of larger precipitation, for preventing possible liquid breach, it is recommended to glue the central gasket 337.002 to background with glue (e.g. "Henkel" - *Teroson MS 939*), as shown on the drawing.

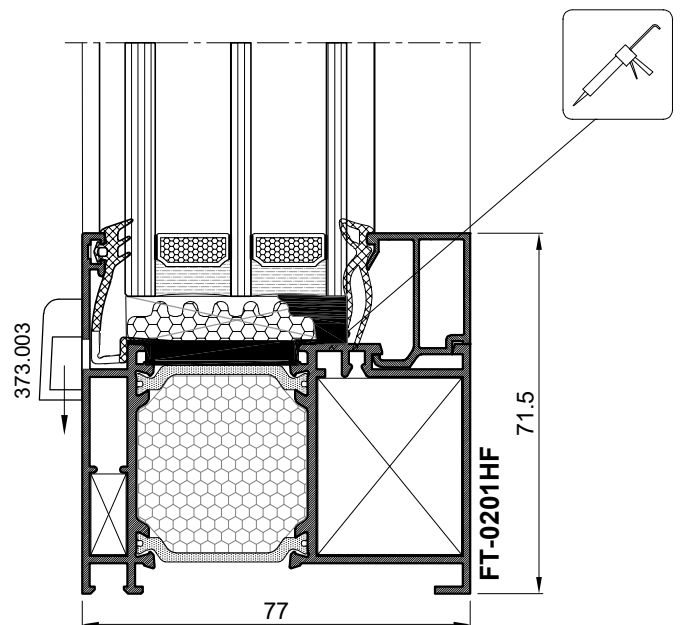


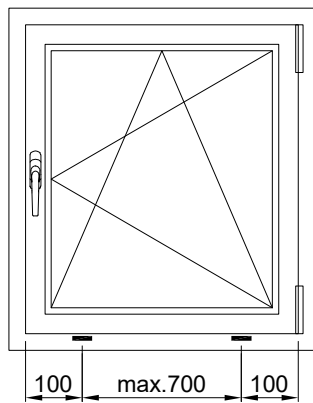
### LIJEPLJENJE ISPUNE ZA PODLOGU

U uvjetima veće izloženosti prozora padalinama ,radi mogućeg prodora kapljevina, preporučuje se lijepljenje ispune 348.002 za podlogu, neutralnim ljepilom ( npr. "Henkel" - *Teroson MS 939*),prema crtežu.

### GLUEING OF FILLING

In conditions of larger percipitation, for preventing possible liquid breach, it is recommended to glue filling 314.013 with glue (e.g."Henkel" - *Teroson MS 939*),as shown to the drawing.

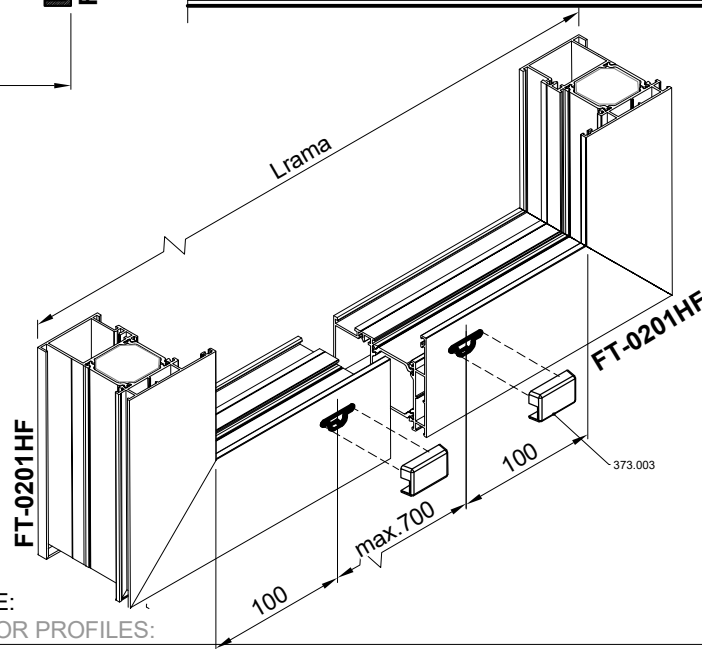
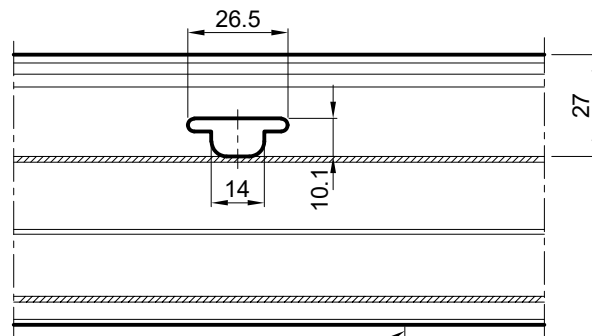
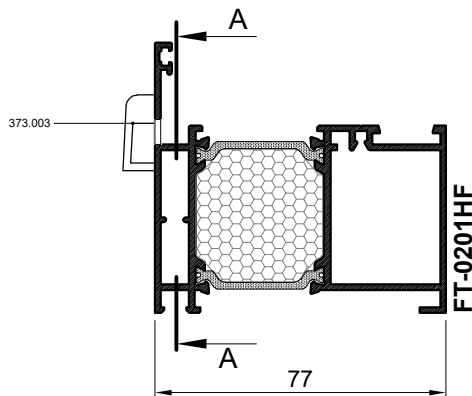




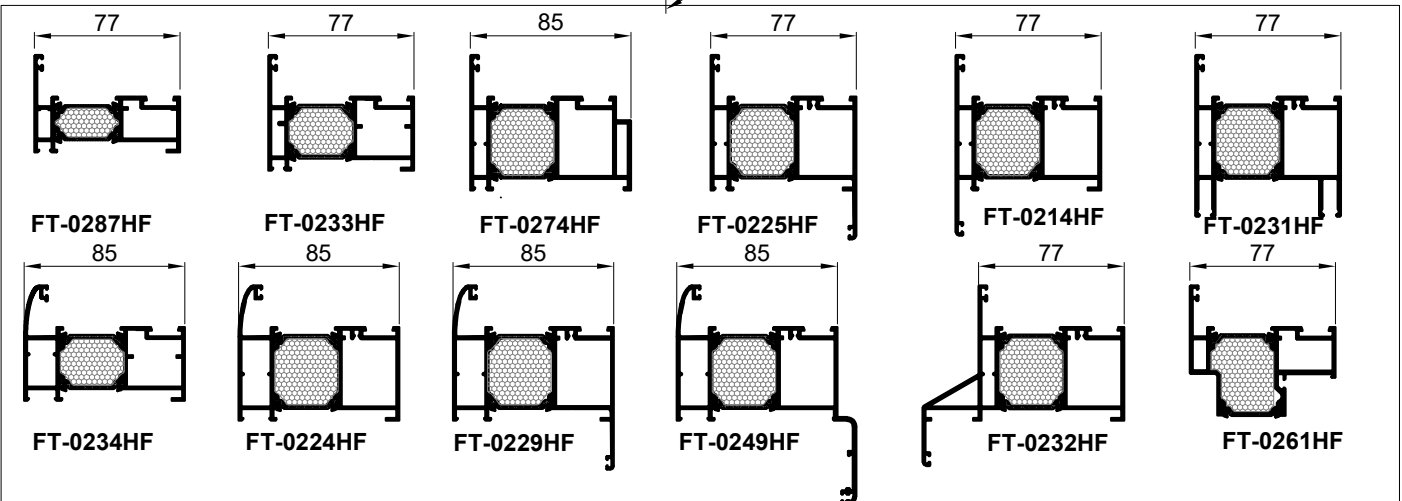
### OBRADA NA PROFILU RAMA FT-0201HF ZA ODVOD KAPLJEVINA PROCESSING OF FRAME PROFILE FT-0201HF FOR WATER DRAINAGE

- obrada donjeg pojasa rama /štancanjem/  
Alat: Štanca S1
- 373.003- pvc maska za drenažni otvor
- processing of frame lower zone /metal punching/  
Tool: Metal punching machine S1
- 373.003- pvc mask for drainage hole

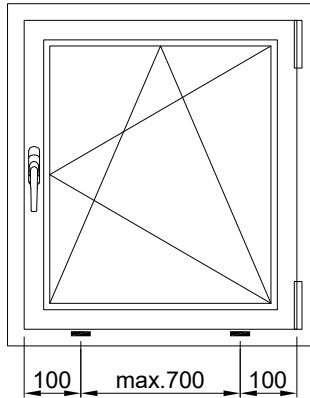
Presjek A-A  
Cross-section A-A



OBRADA PROFILA JE ISTA I ZA PROFILE:  
PROFILE PROCESSING IS THE SAME FOR PROFILES:

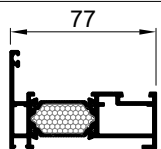
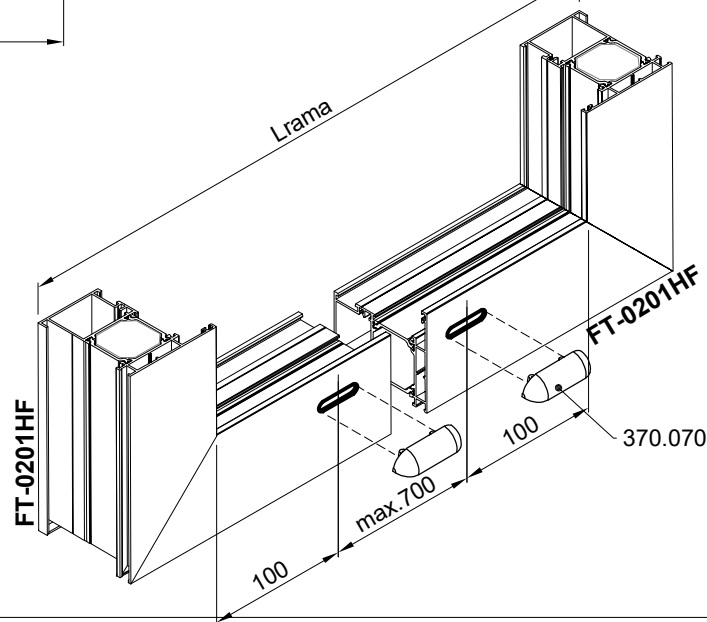
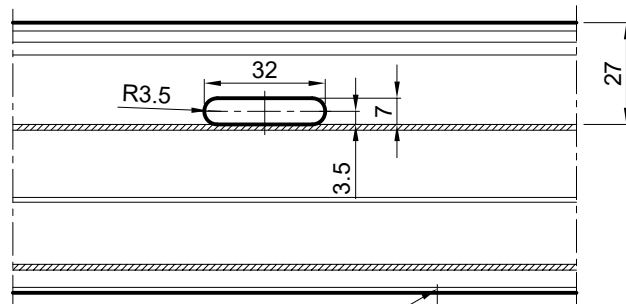
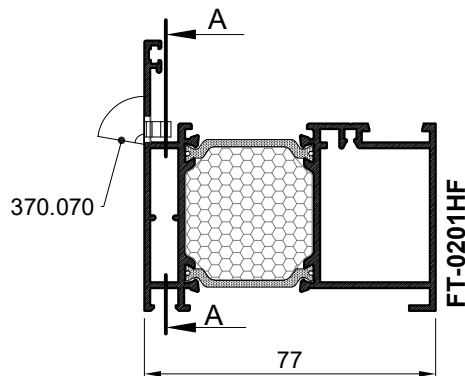


### OBRADA NA PROFILU RAMA FT-0201HF ZA ODVOD KAPLJEVINA PROCESSING OF FRAME PROFILE FT-0201HF FOR WATER DRAINAGE

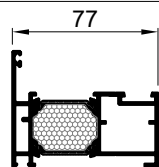


- obrada donjeg pojasa rama  
Alat: vretenasto glodalo Ø7
- 370.070- pvc maska za drenažni otvor
- processing of frame lower zone  
Tool: end mill Ø7
- 370.070- pvc mask for drainage hole

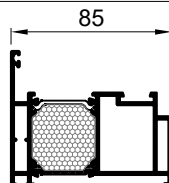
Presjek A-A  
Cross-section A-A



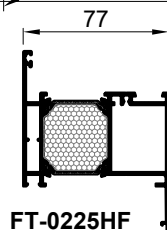
FT-0287HF



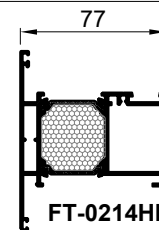
FT-0233HF



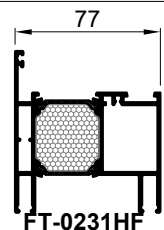
FT-0274HF



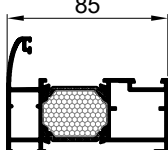
FT-0225HF



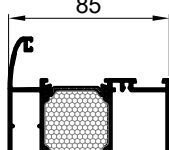
FT-0214HF



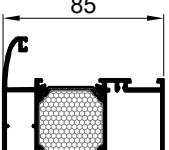
FT-0231HF



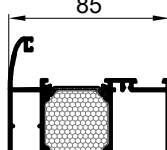
FT-0234HF



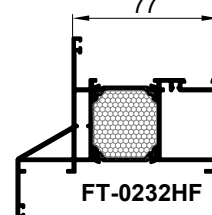
FT-0224HF



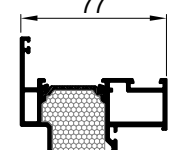
FT-0229HF



FT-0249HF



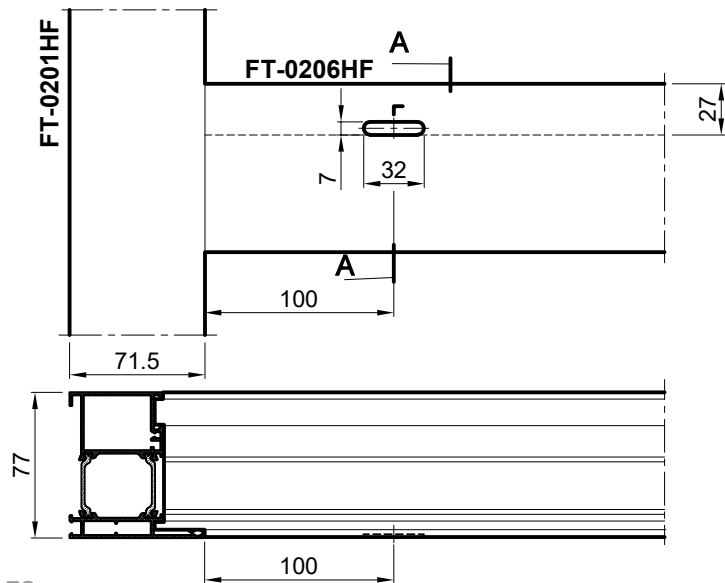
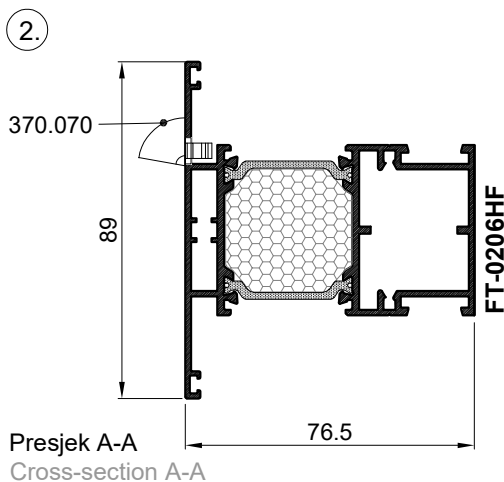
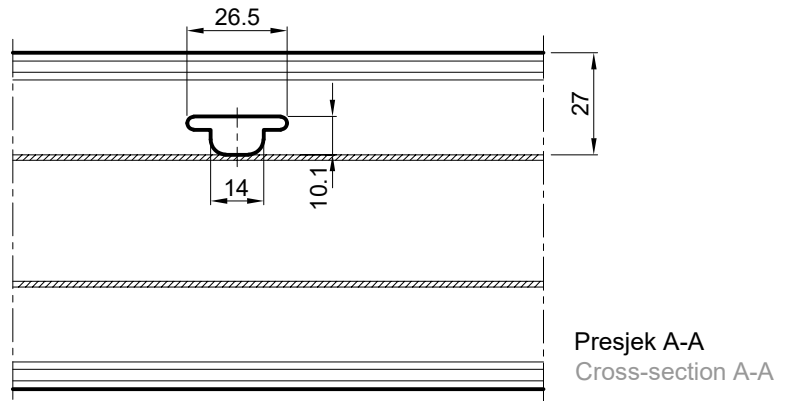
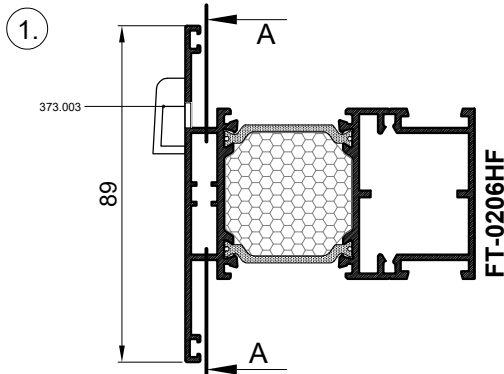
FT-0232HF



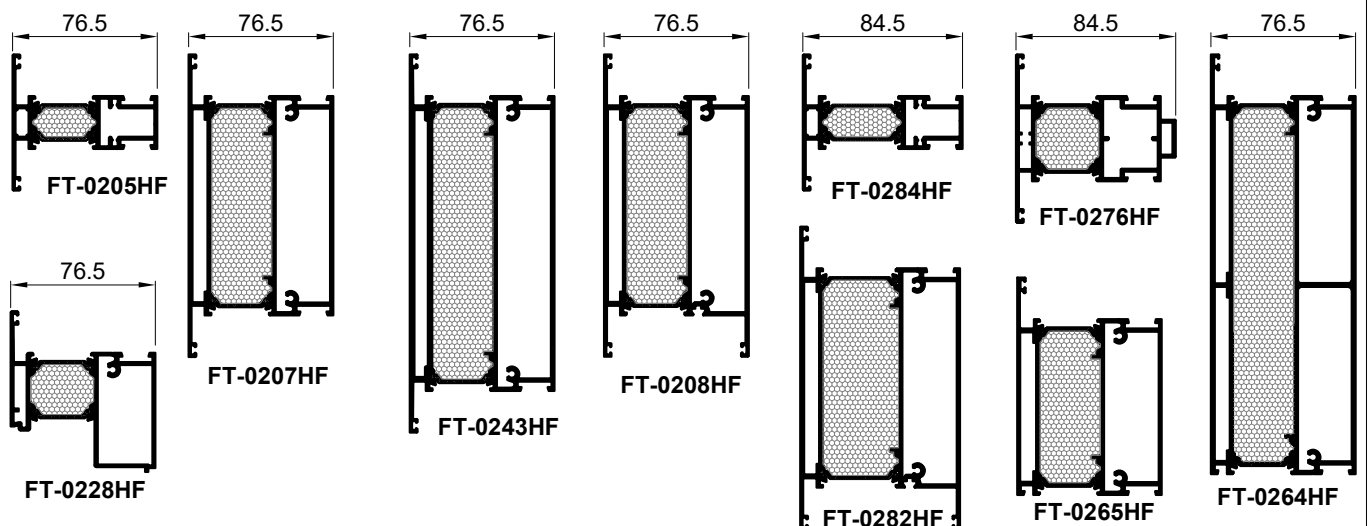
FT-0261HF

### OBRADA NA PROFILU PREČKE FT-0206HF ZA ODVOD KAPLJEVINA PROCESSING OF FRAME PROFILE FT-0206HF FOR WATER DRAINAGE

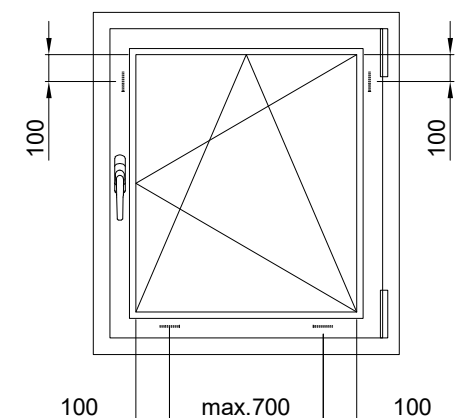
1. obrada FT-0206HF  
Alat: štanca S1, 373.003- pvc maska za drenažni otvor  
- processing of FT-0206H  
Tool: Metal punching machine S1, 373.003- pvc mask for drainage hole
2. obrada FT-0206HF  
Alat: vretenasto glodalo Ø7, 370.070- pvc maska za drenažni otvor  
- processing of FT-0206H  
Tool: end mill Ø7, 370.070- pvc mask for drainage hole



OBRADA PROFILA JE ISTA I ZA PROFILE:  
PROFILE PROCESSING IS THE SAME FOR PROFILES:







### OBRADA NA PROFILU KRILA PROZORA

#### RADI ODVODA KAPLJEVINA I VENTILIRANJA PROZORA

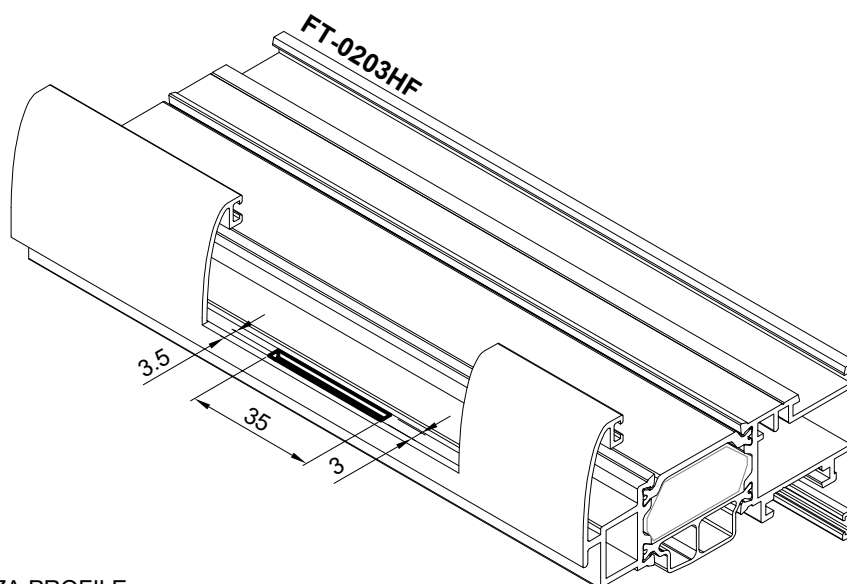
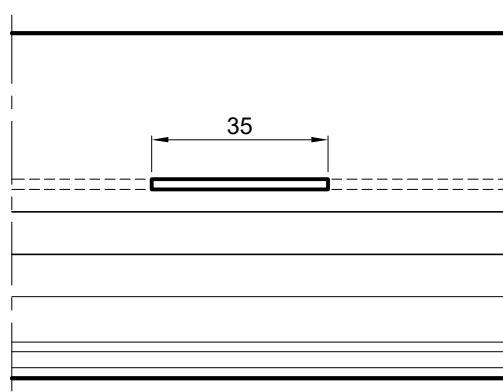
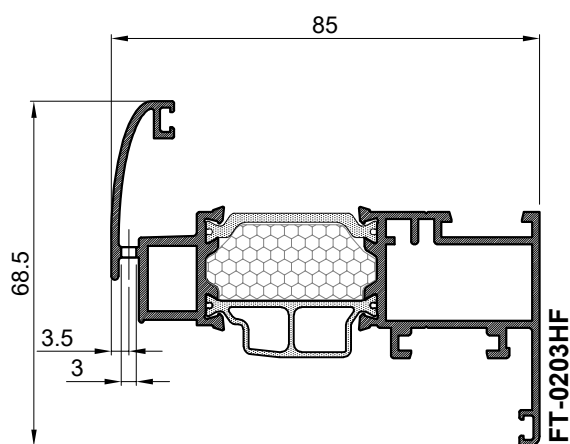
- obrada donjeg i okomitih pojasa krila (štancanjem iz dva prolaza)
- obrada na štanci S1

- uslijed probijenih otvora unutar prozora dolazi do uspostave strujanja zraka i isušivanja mogućih kapljevina

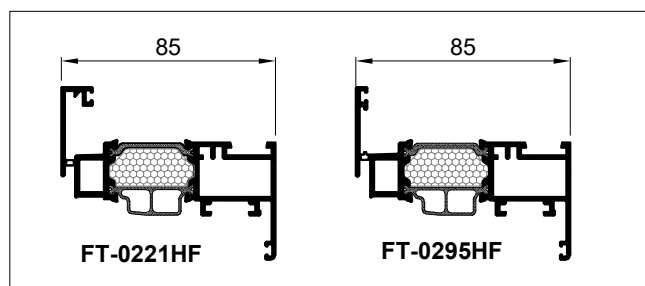
#### PROCESSING ON SASH PROFILE FOR DRAINAGE AND VENTILATION

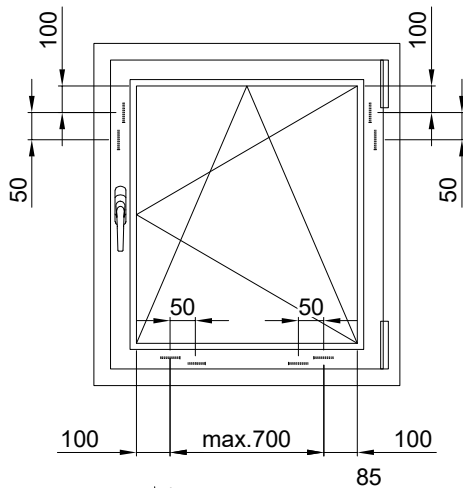
- processing of lower and vertical zones on sash (two pass punching)
- processing on punch S1

- due to punched openings in the window, air ventilation is established that dries possible liquids



OBRADA PROFILA JE ISTA I ZA PROFILE:  
PROFILE PROCESSING IS THE SAME FOR PROFILES:





OBRADA NA PROFILU KRILA PROZORA RADI  
ODVODA KAPLJEVINA I VENTILIRANJA PROZORA  
-obrada donjeg i okomitih pojasa krila (štancanjem iz dva prolaza)

-obrada na štanci S9

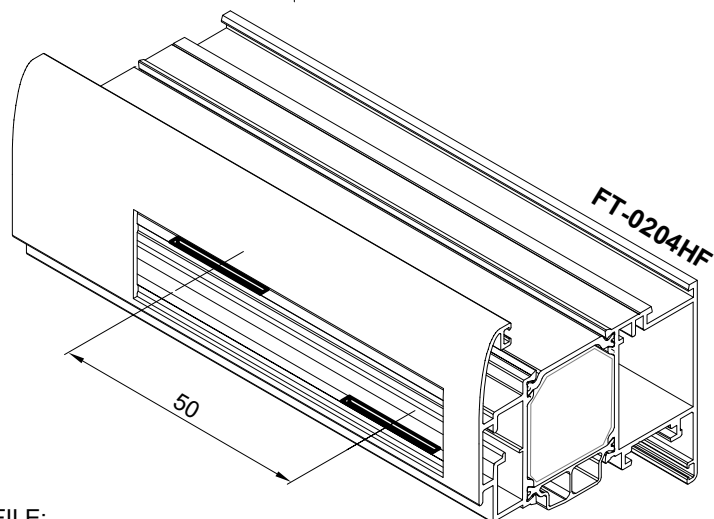
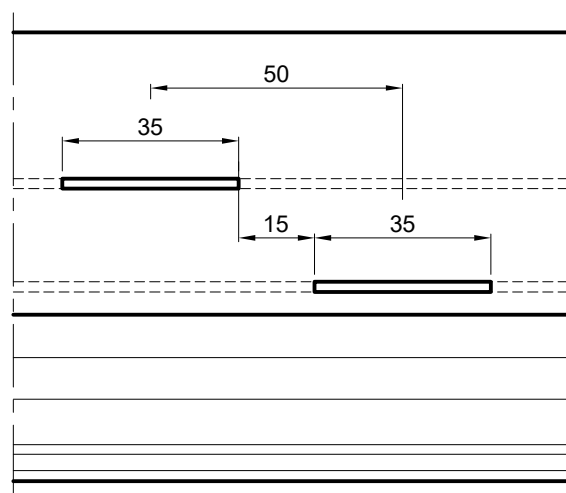
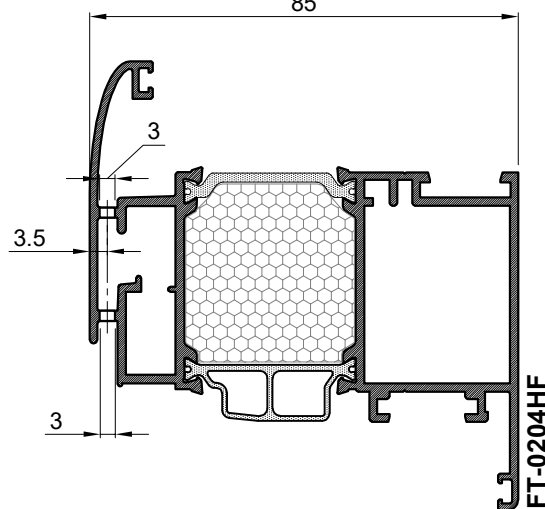
-uslijed probijenih otvora unutar prozora dolazi do uspostave  
strujanja zraka i isušivanja mogućih kapljevina

PROCESSING ON SASH PROFILE FOR DRAINAGE AND  
VENTILATION

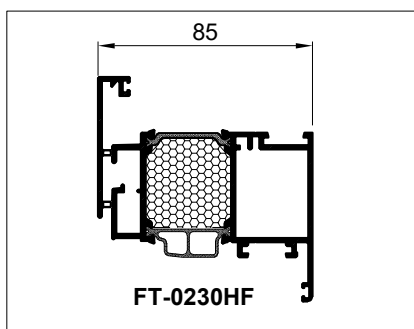
-processing of lower and vertical zones on sash (two pass punching)

-processing on punch S9

-due to punched openings in the window, air ventilation is established  
that dries possible liquids



OBRADA PROFILA JE ISTA I ZA PROFILE:  
PROFILE PROCESSING IS THE SAME FOR PROFILES:



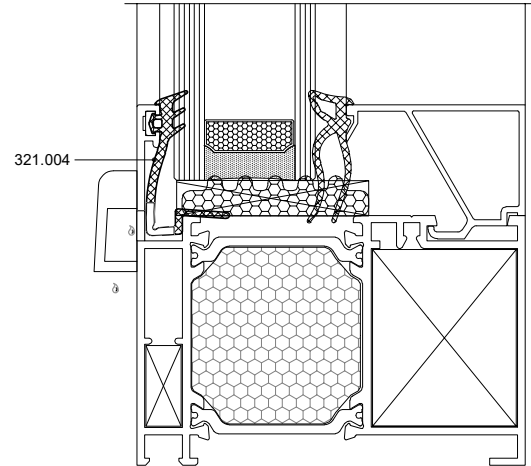
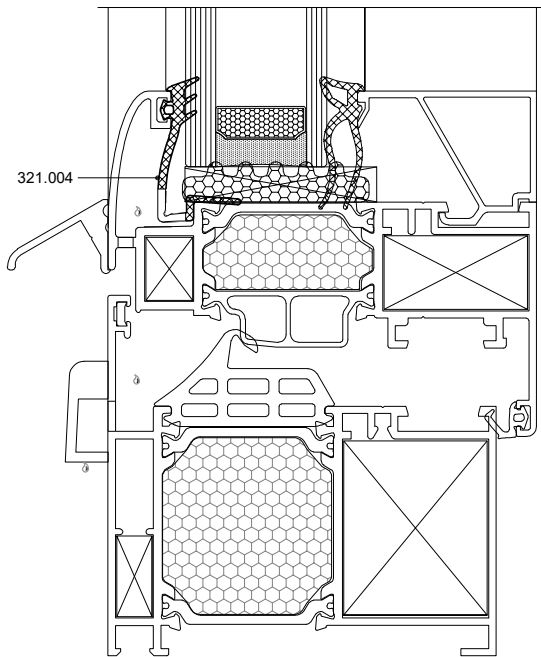


### OBRADA BRTVE 321.004

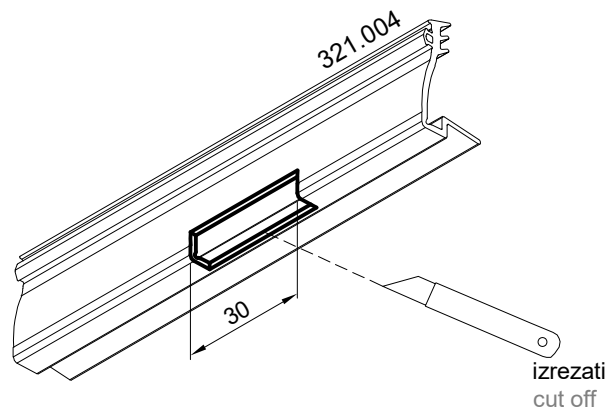
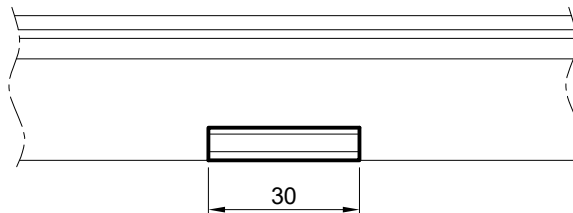
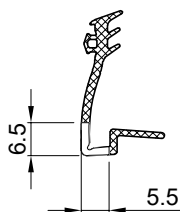
- obrada brtve u donjem pojasu prozora radi odvoda kapljevina
- otvore na brtvi izrezati svakih 300 mm

### PROCESSING OF GASKET 321.004

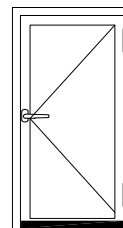
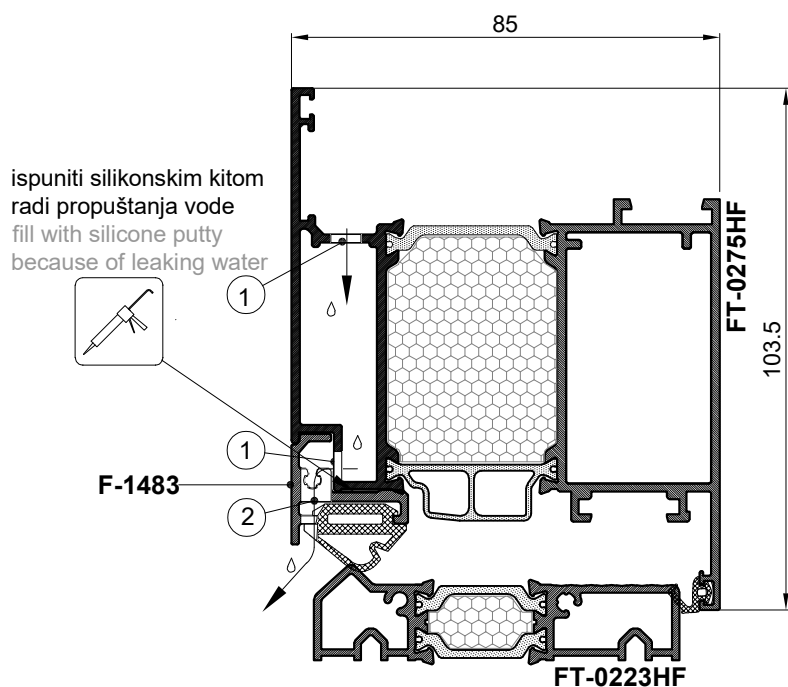
- processing of gasket in lower zone of the window for drainage
- open the gasket every 300 mm



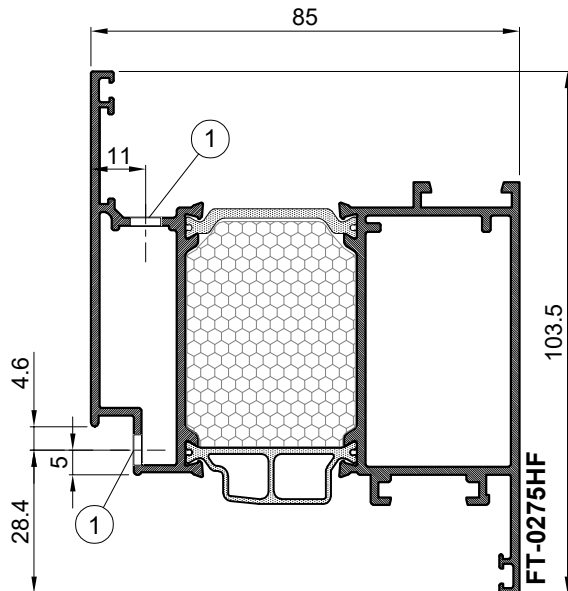
321.004



### ODVOD KAPLJEVINA IZ KRILA VRATA (otvaranje unutra) DRAINAGE FROM DOOR SASH(inside opening)

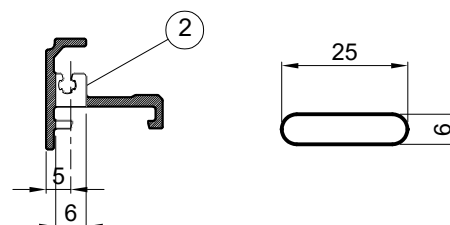


#### OBRADA PROFILA KRILA FT-0275HF PROCESSING OF SASH PROFILE FT-0275HF



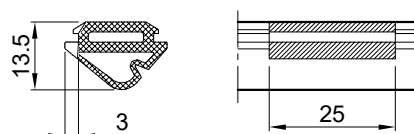
- Obradu raditi vretenastim glodalom, max.700 mm (minimalno dva po krilu) -100 mm od kraja unutarnje kote profila krila
- Process with end mill max. 700 mm (min. two places per sash) -100 mm from the end of inside dimension of sash profile

#### OBRADA PROFILA F-1483 PROCESSING OF PROFILE F-1483



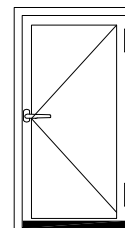
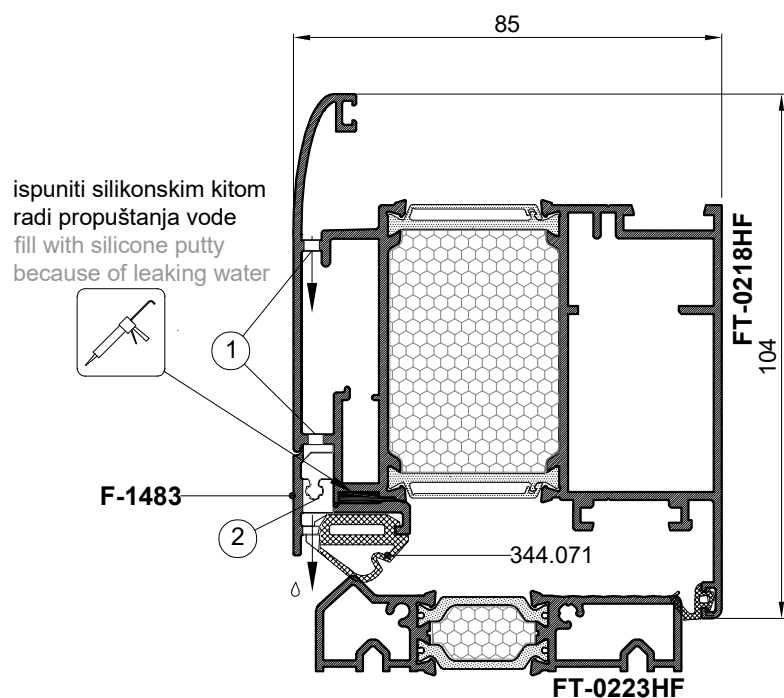
- Obradu raditi vretenastim glodalom, max.700 mm (minimalno dva po krilu) -170 mm od kraja
- Process with end mill, max. 700 mm (min. two per sash) -170 mm from the end

#### OBRADA BRTVE 344.071 PROCESSING OF GASKET 344.071



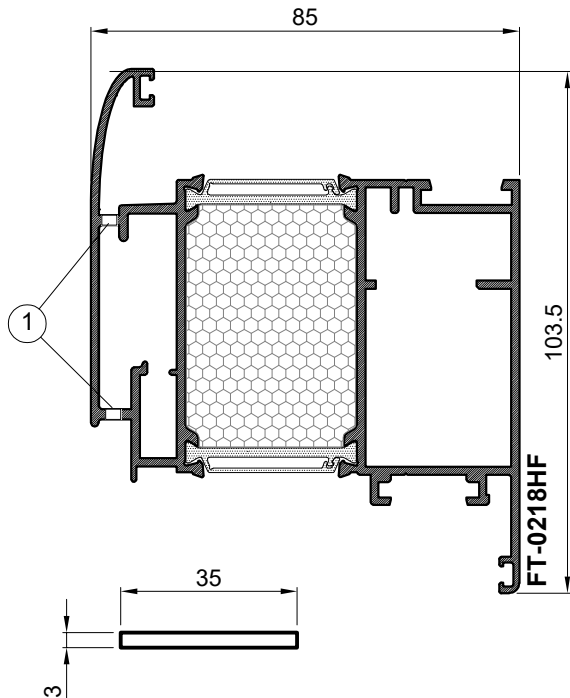
- Brtvu rezati na mjestu obrade profila F-1483
- Notch the gasket at the profile F-1483 processing site

### ODVOD KAPLJEVINA IZ KRILA VRATA (otvaranje unutra) DRAINAGE FROM DOOR SASH (inside opening)



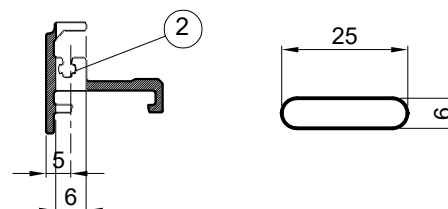
- ① obrada na štanci S9  
processing on bracket S9
- ② = 6 x 25

#### OBRADA PROFILA KRILA FT-0218HF PROCESSING OF SASH PROFILE FT-0218HF



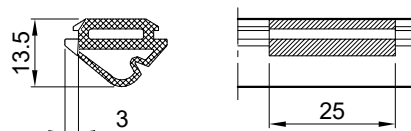
- Obradu raditi na štanci S9
- Processing work on bracket S9

#### OBRADA PROFILA F-1483 PROCESSING OF PROFILE F-1483



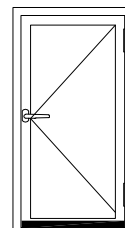
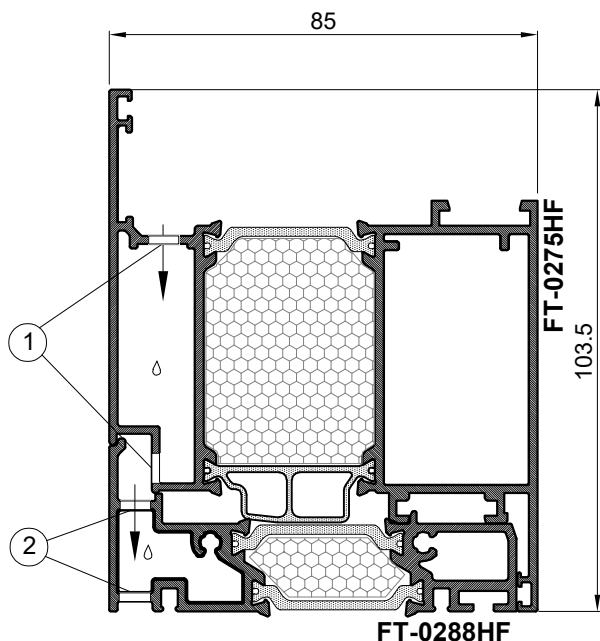
- Obradu raditi vretenastim glodalom, max.700 mm (minimalno dva po krilu) -220 mm od kraja
- Process with end mill, max.700 mm (min. two per sash) -220 mm from the end

#### OBRADA BRTVE 344.071 PROCESSING OF GASKET 344.071



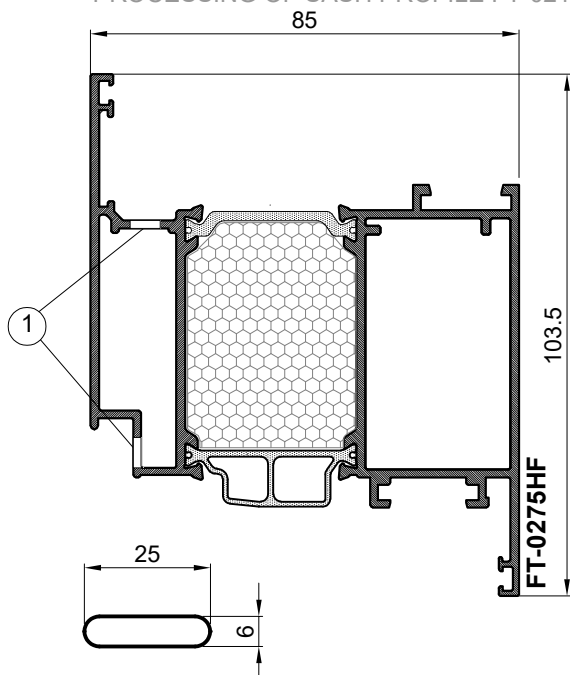
- Brtvu rezati na mjestu obrade profila F-1483
- Notch the gasket at the profile F-1483 processing site

### ODVOD KAPLJEVINA IZ KRILA VRATA (otvaranje unutra) DRAINAGE FROM DOOR SASH (inside opening)



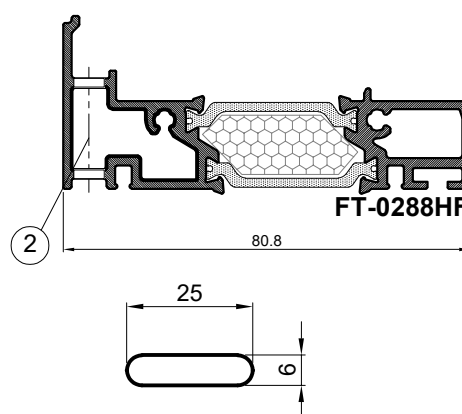
- ① obrada na štanci S9  
processing on bracket S9
- ② = 6 x 25

### OBRADA PROFILA KRILA FT-0218HF PROCESSING OF SASH PROFILE FT-0218HF



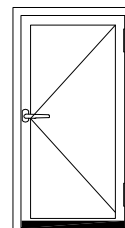
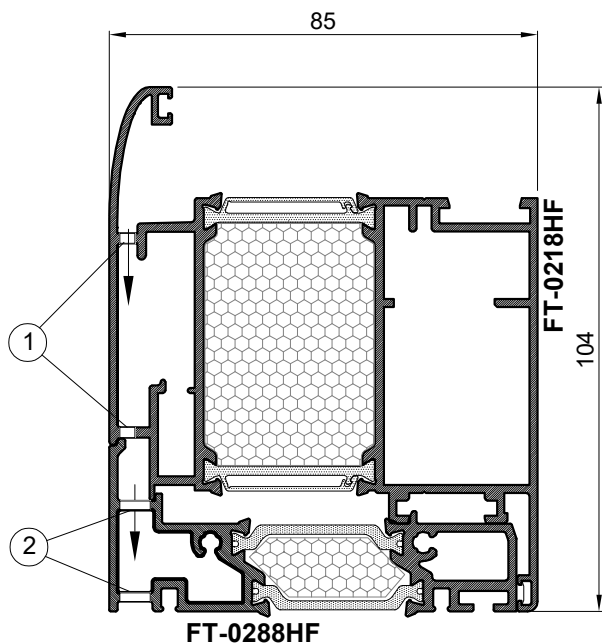
- Obradu raditi vretenastim glodalom, max.700 mm (minimalno dva po krilu) -100 mm od kraja unutarnje kote profila krila
- Process with end mill max. 700 mm (min. two places per sash) -100 mm from the end of inside dimension of sash profile

### OBRADA PROFILA FT-0288HF PROCESSING OF PROFILE FT-0288HF



- Obradu raditi vretenastim glodalom, max.700 mm (minimalno dva po krilu) -165 mm od kraja
- Process with end mill, max.700 mm (min. two per sash) -165 mm from the end

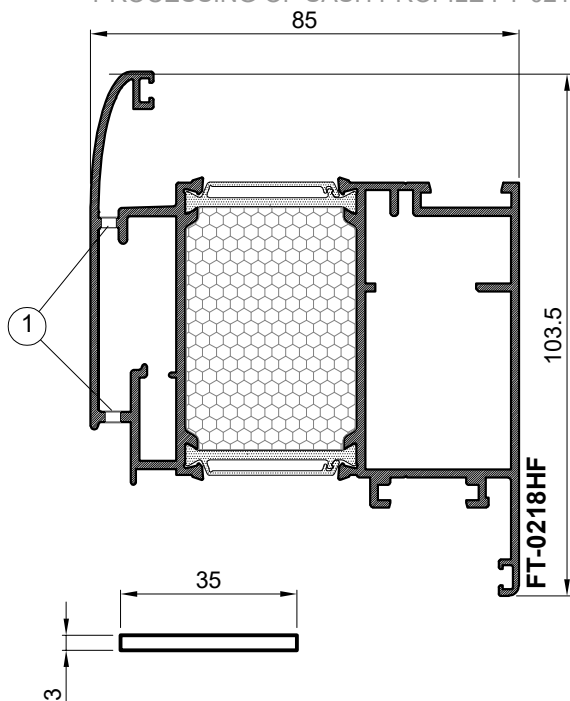
### ODVOD KAPLJEVINA IZ KRILA VRATA (otvaranje unutra) DRAINAGE FROM DOOR SASH(inside opening)



① obrada na štanci S9  
processing on bracket S9

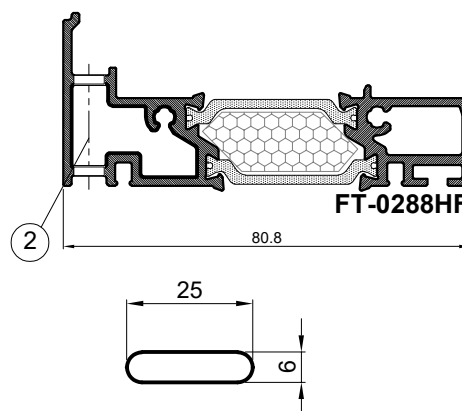
② = 6 x 25

### OBRADA PROFILA KRILA FT-0218HF PROCESSING OF SASH PROFILE FT-0218HF



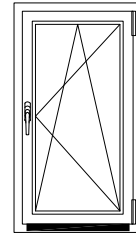
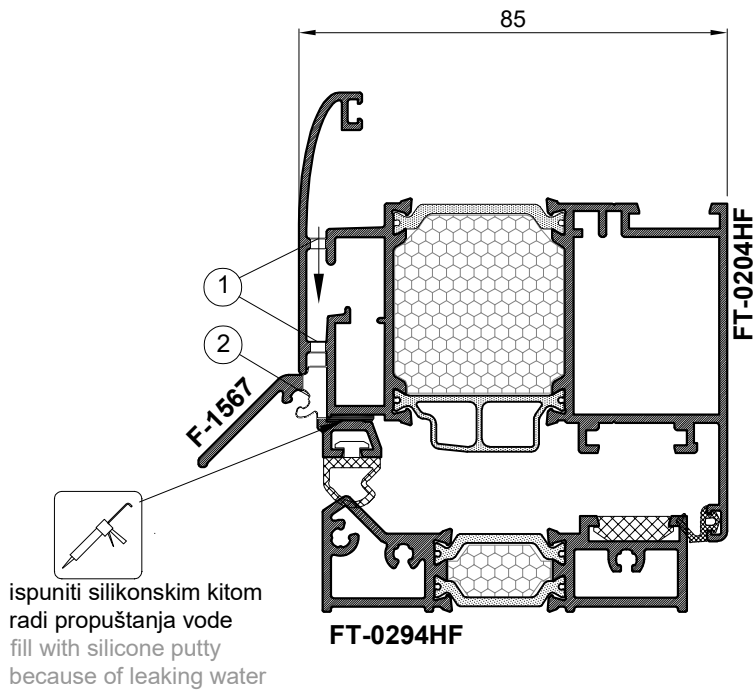
- Obradu raditi na štanci S9
- Processing work on bracket S9

### OBRADA PROFILA FT-0288HF PROCESSING OF PROFILE FT-0288HF



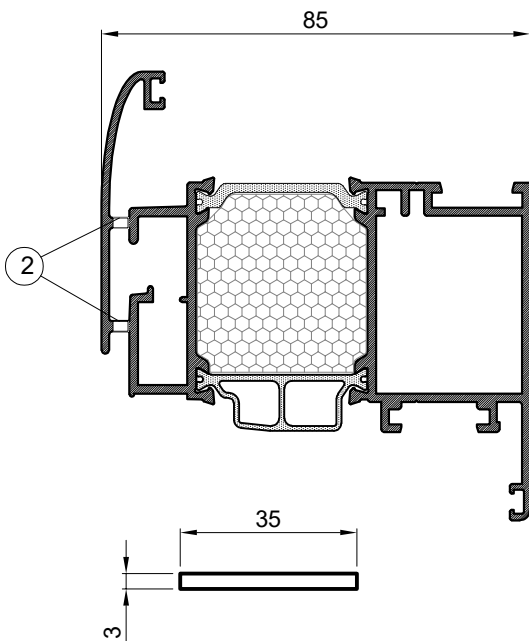
- Obradu raditi vretenastim glodalom, max.700 mm (minimalno dva po krilu) -215 mm od kraja
- Process with end mill, max.700 mm (min. two per sash) -215 mm from the end

ODVOD KAPLJEVINA IZ KRILA BALKONSKIH VRATA  
DRAINAGE FROM DOOR BALCONY SASH



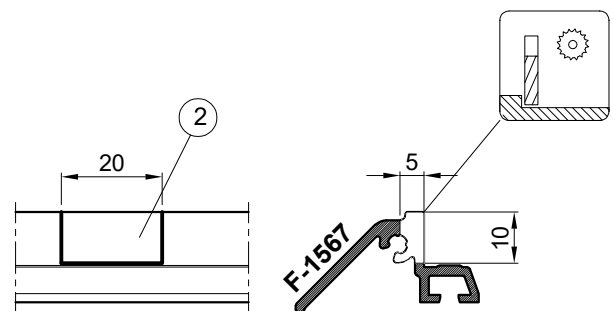
- 1 obrada na štanci S9  
processing on bracket S9
- 2 obrada processing

OBRADA PROFILA KRILA FT-0204HF  
PROCESSING OF SASH PROFILE FT-0204HF



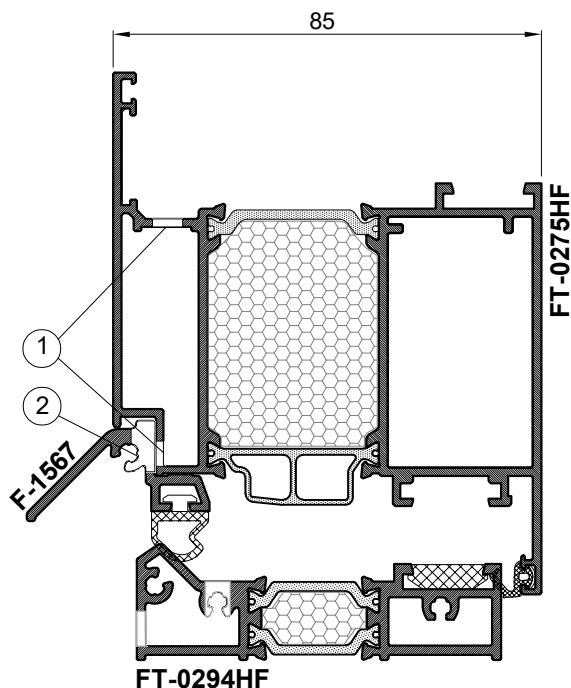
- Obradu raditi na štanci S9
- Processing work on bracket S9

OBRADA PROFILA F-1567  
PROCESSING OF PROFILE F-1567



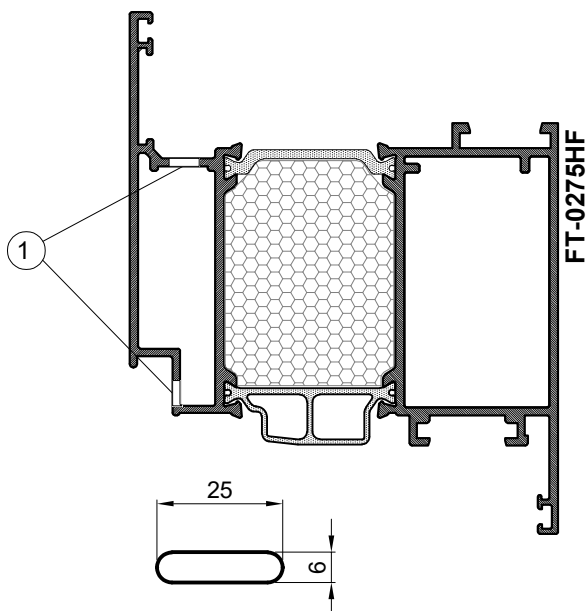
- Obradu raditi vretenastim glodalom, max.700 mm (minimalno dva po krilu) -200 mm od kraja
- Process with end mill, max.700 mm (min. two per sash) -200 mm from the end

### ODVOD KAPLJEVINA IZ KRILA VRATA (otvaranje unutra) DRAINAGE FROM DOOR SASH(inside opening)



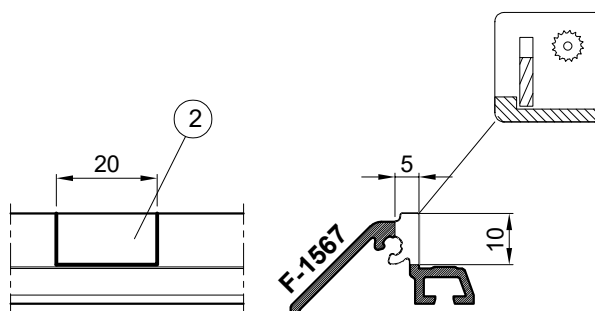
- ① obrada processing
- ② obrada processing

### OBRADA PROFILA KRILA FT-0275HF PROCESSING OF SASH PROFILE FT-0275HF



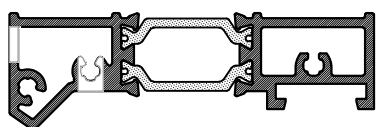
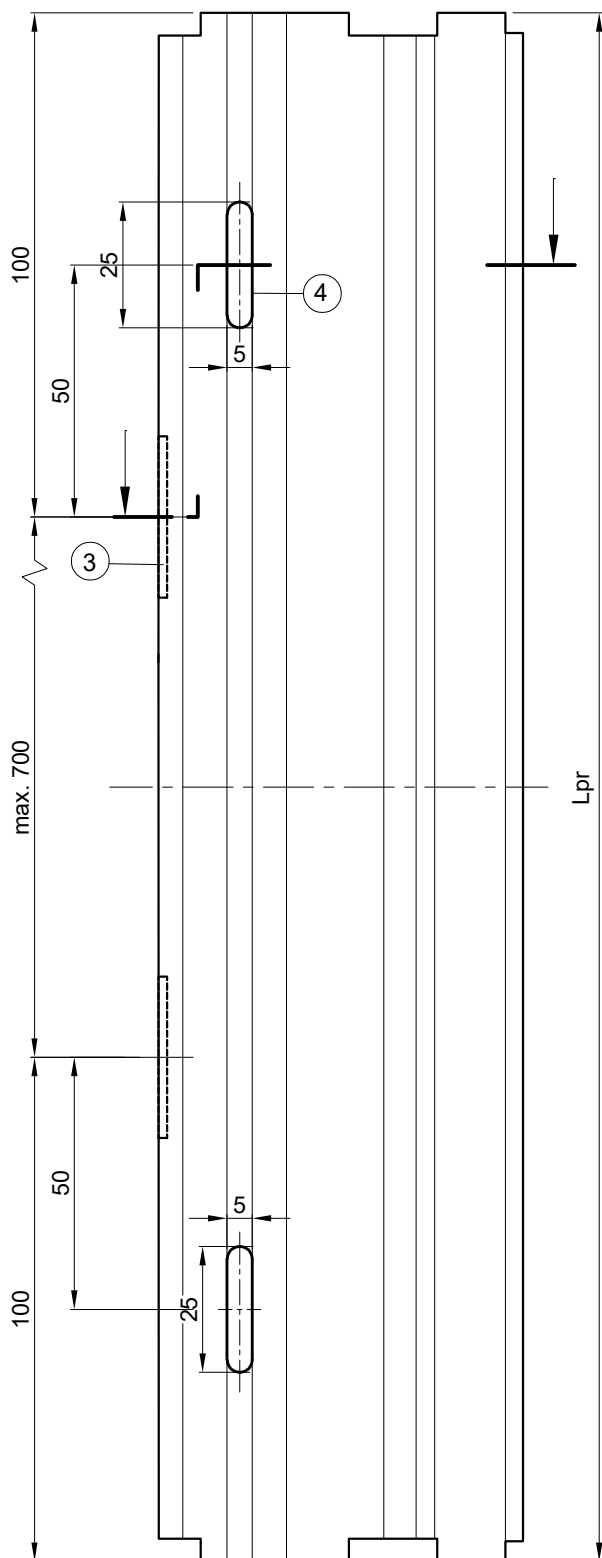
- Obradu raditi vretenastim glodalom na razmaku max.700 mm (minimalno dva po krilu), 100 mm od kraja unutarnje kote profila krila
- Process with end mill max. 700 mm (min. two places per sash) 100 mm from the end of inside dimension of sash profile

### OBRADA PROFILA F-1567 PROCESSING OF PROFILE F-1567

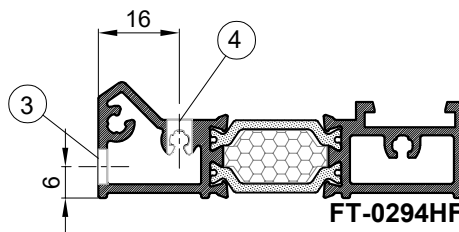


- Obradu raditi vretenastim glodalom, max.700 mm (minimalno dva po krilu) -165 mm od kraja
- Process with end mill, max.700 mm (min. two per sash) -165 mm from the end

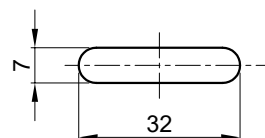
### OBRADA PROFILA PRAGA FT-0294H ZA IZVOD KAPLJEVINA PROCESSING OF THRESHOLD PROFILE FT-0294H FOR EXTRACTION OF LIQUIDS



PRESJEK

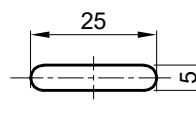


#### Obrada Processing③



- Obrada na profilu praga (glodanjem), (žlijeb 32x7)  
Alat: vretenasto glodalo Ø7
- Processing on the threshold profile (milling), (groove 32x7)  
Tool: Spindle cutter Ø7

#### Obrada Processing④

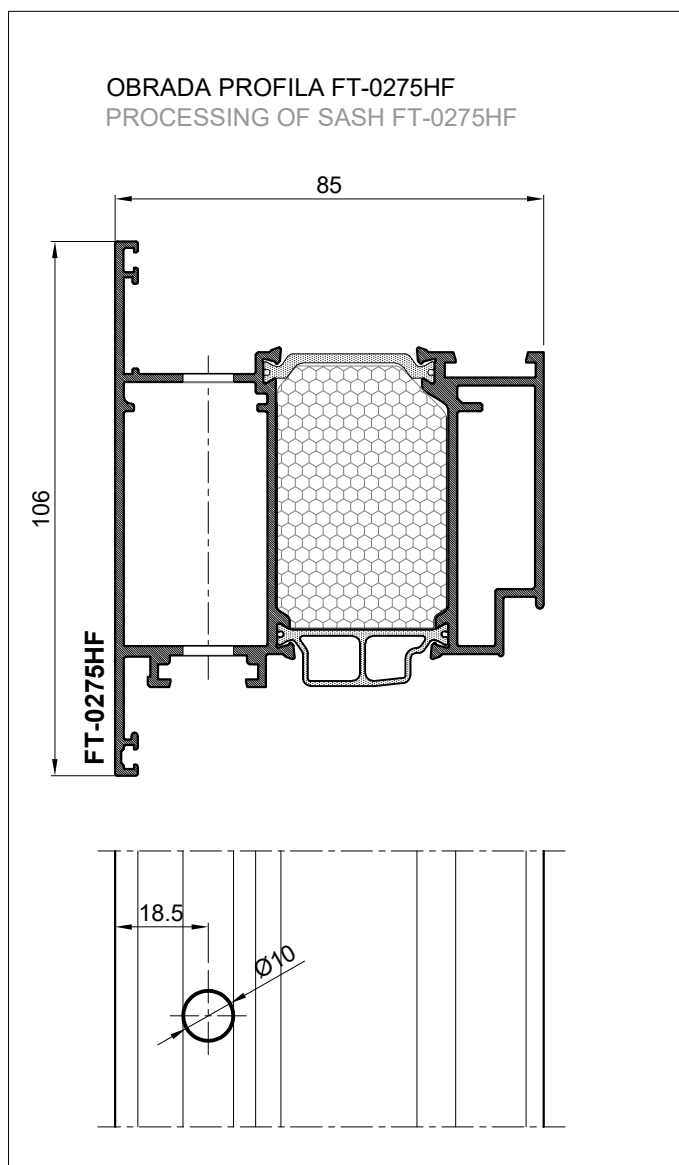


- Obrada na profilu praga (glodanjem), (žlijeb 25x5)  
Alat: vretenasto glodalo Ø5
- Processing on the threshold profile (milling), (groove 25x5)  
Tool: Spindle cutter Ø5

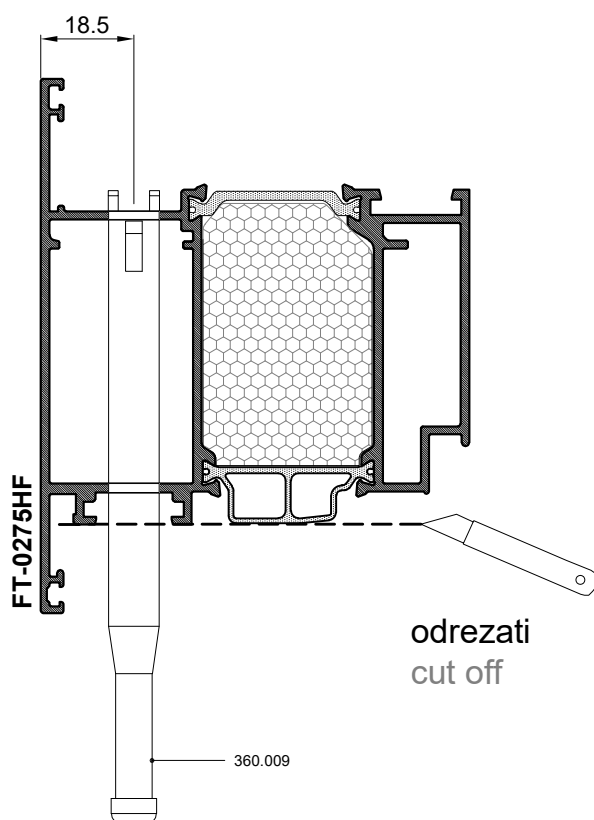
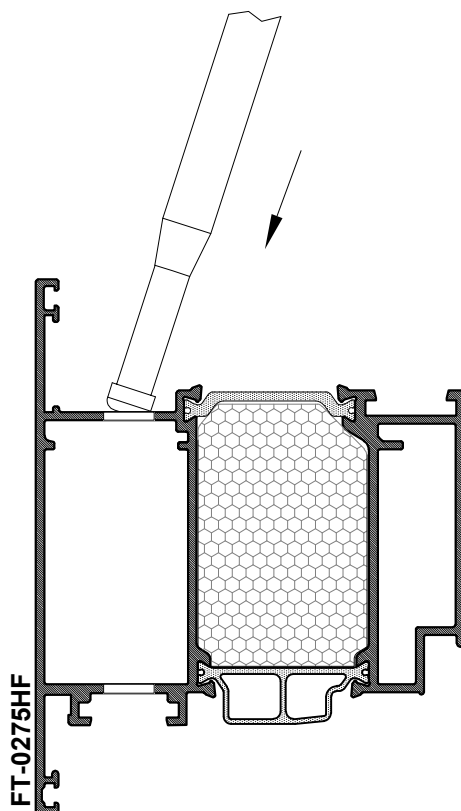
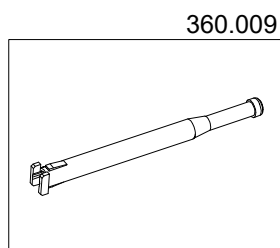


### UGRADNJA MONODRAIN CJEVČICE 360.009 MONTAGE OF MONODRAIN TUBULE 360.009

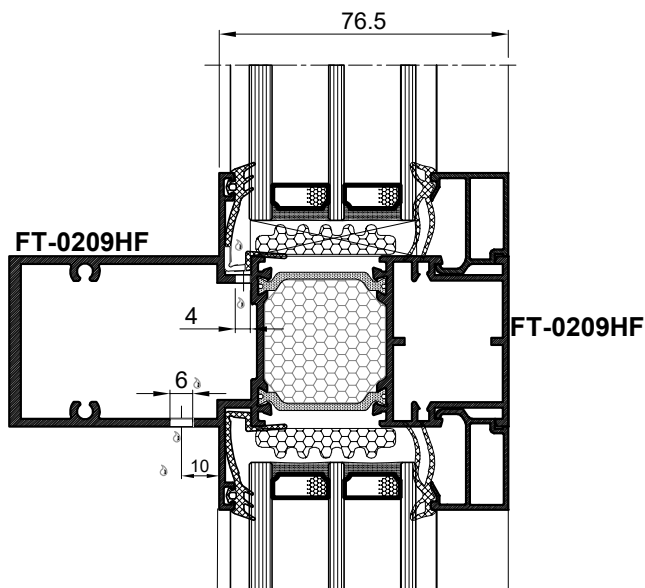
#### OBRADA PROFILA FT-0275HF PROCESSING OF SASH FT-0275HF



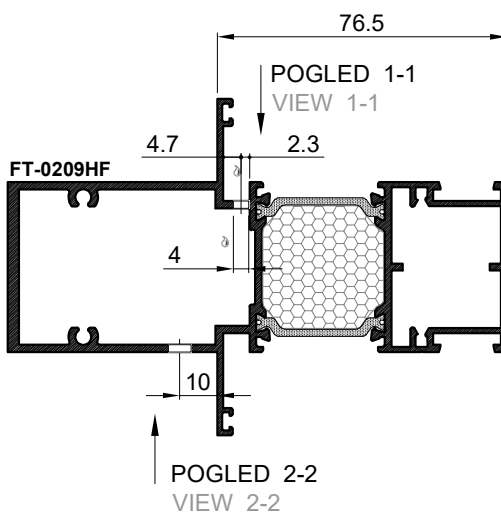
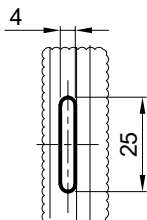
Obrada za ugradnju monodrain cjevčice 360.009  
-rupa Ø10, max.700 mm (min.dva po krilu), 100 mm od kraja  
Processing for installation of monodrain tubular 360.009  
-hole Ø10, max.700 mm (min.two on sash), 100 mm from end



### OBRADJE ZA ODVOD KAPLJEVINA PROCESSING FOR LIQUID DRAINAGE



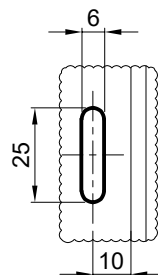
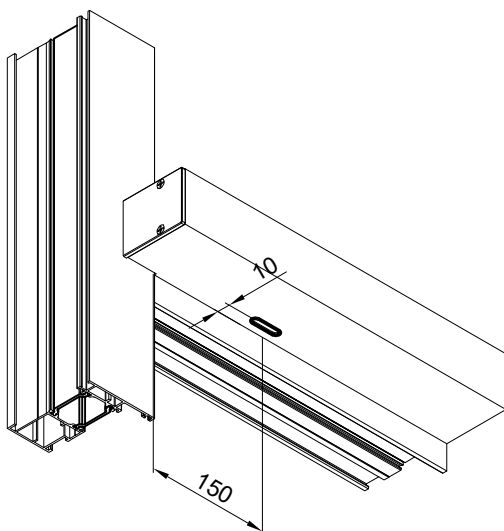
POGLED 1-1  
VIEW 1-1



POGLED 2-2  
VIEW 2-2

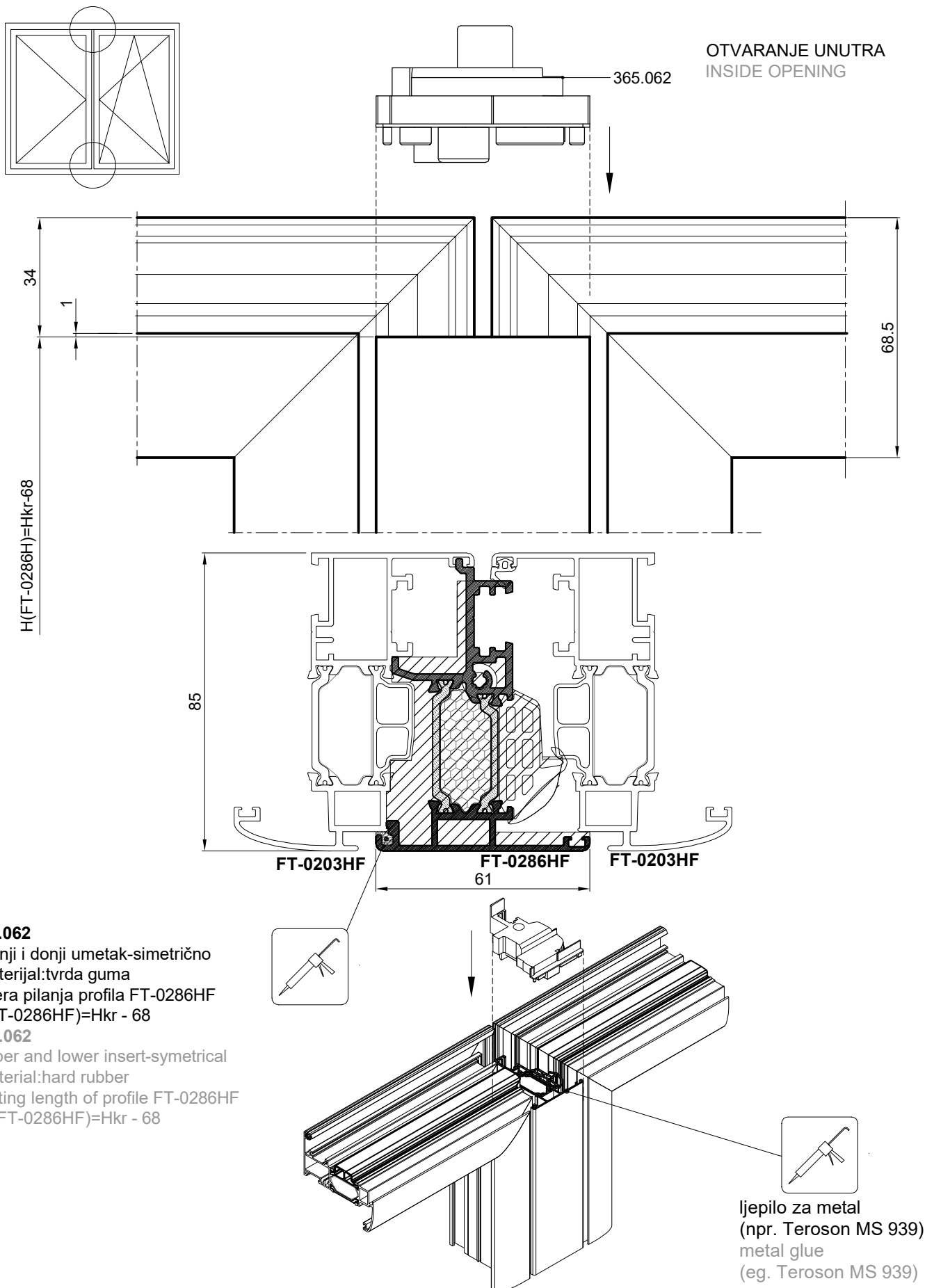
- obradu raditi vretenastim glodalom max.700 mm (minimalno dva po krilu)
- do the processing with a spindle cutter max.700 mm (minimum two per wing)
- 150 mm od spoja sa ramom
- 150 mm from the joint with the frame

- obradu raditi vretenastim glodalom svakih 700 mm, 150 mm od krajeva spoja sa ramom
- do the processing with a spindle cutter every 700 mm, 150 mm from the ends connection with the frame

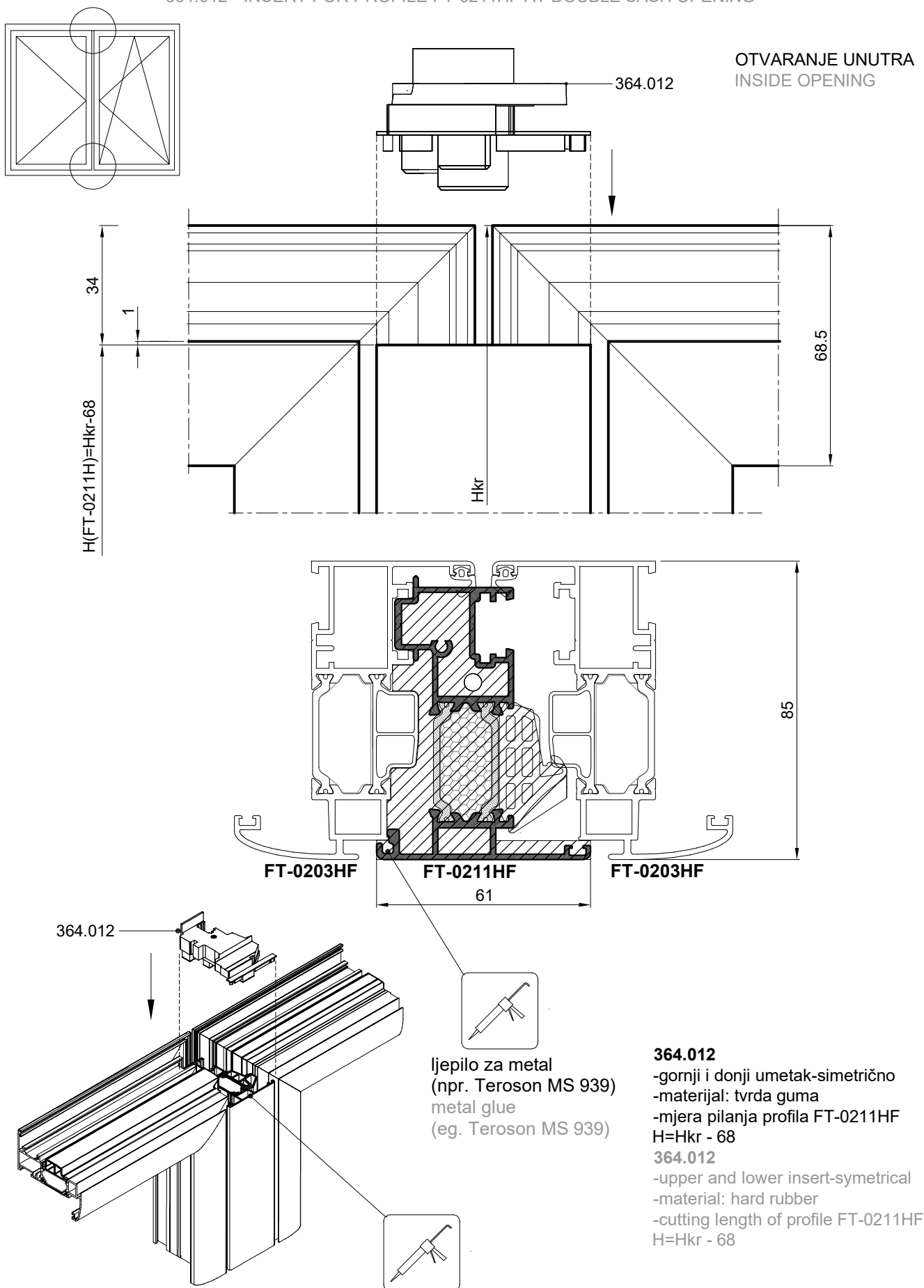


POGLED 2-2  
VIEW 2-2

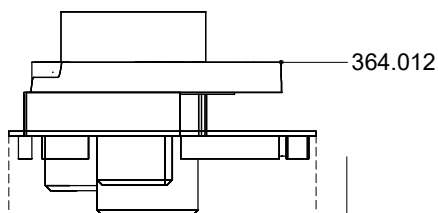
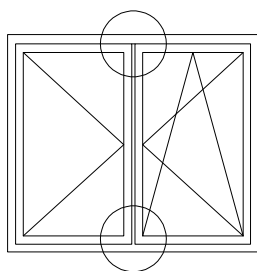
### 365.062 - UMETAK ZA PROFIL FT-0286HF - ZA KRILO PROZORA 365.062 - INSERT FOR PROFILE FT-0286HF - FOR WINDOW SASH




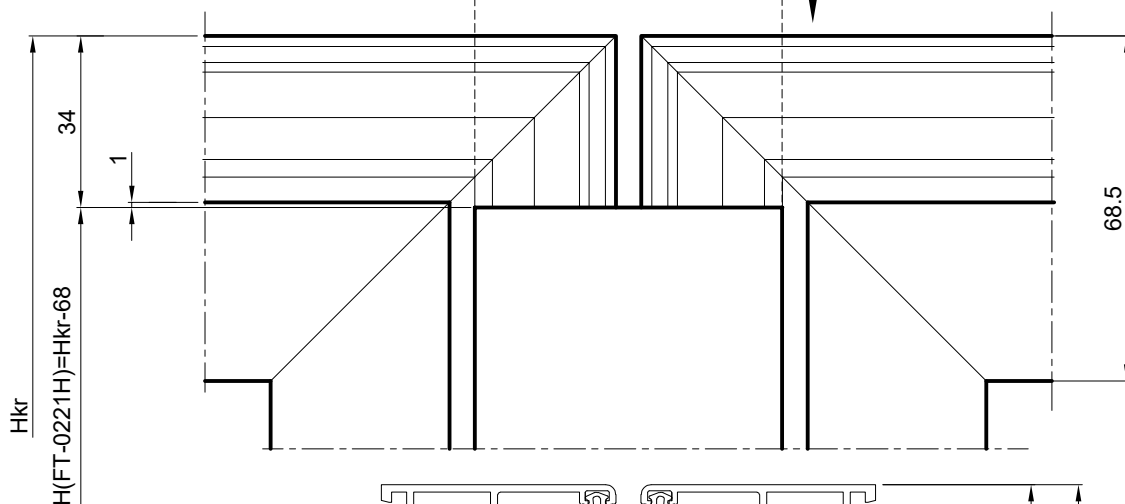
### 364.012 - UMETAK ZA PROFIL FT-0211HF KOD DVOKRILNOG OTVARANJA 364.012 - INSERT FOR PROFILE FT-0211HF AT DOUBLE SASH OPENING



364.012 i 521.193 (521.194) - UMETCI ZA PROFIL FT-0271HF- ZA KRILO PROZORA FT-0221HF  
364.012 and 521.193(521.194)- INSERTS FOR PROFILE FT-0271HF - FOR WINDOW SASH FT-0221HF



OTVARANJE UNUTRA  
INSIDE OPENING



ljepilo za metal  
(npr. Teroson MS 939)  
metal glue  
(eg. Teroson MS 939)

364.012

521.193  
(521.194)

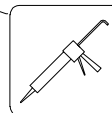
FT-0221HF

FT-0271HF

61

85  
101

FT-0221HF



### 364.012

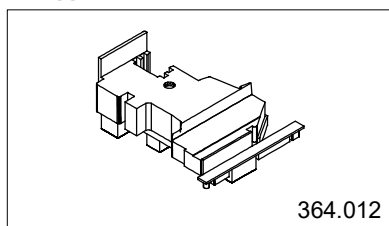
- gornji i donji umetak-simetrično
- materijal: tvrda guma
- mjera pilanja profila FT-0271HF  
 $H = H_{kr} - 68$

### 364.012

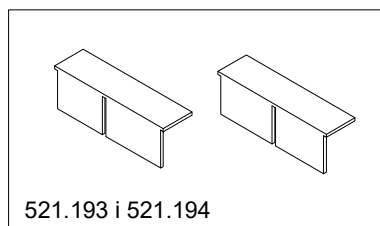
- upper and lower insert-symetrical
- material: hard rubber
- cutting length of profile FT-0271HF  
 $H = H_{kr} - 68$

### 521.193 gornji i 521.194 donji

- gornji i donji umetak-simetrično
- materijal: EN AW-6060
- 521.193 upper and 521.194 lower
- upper and lower insert-symetrical
- material: EN AW-6060

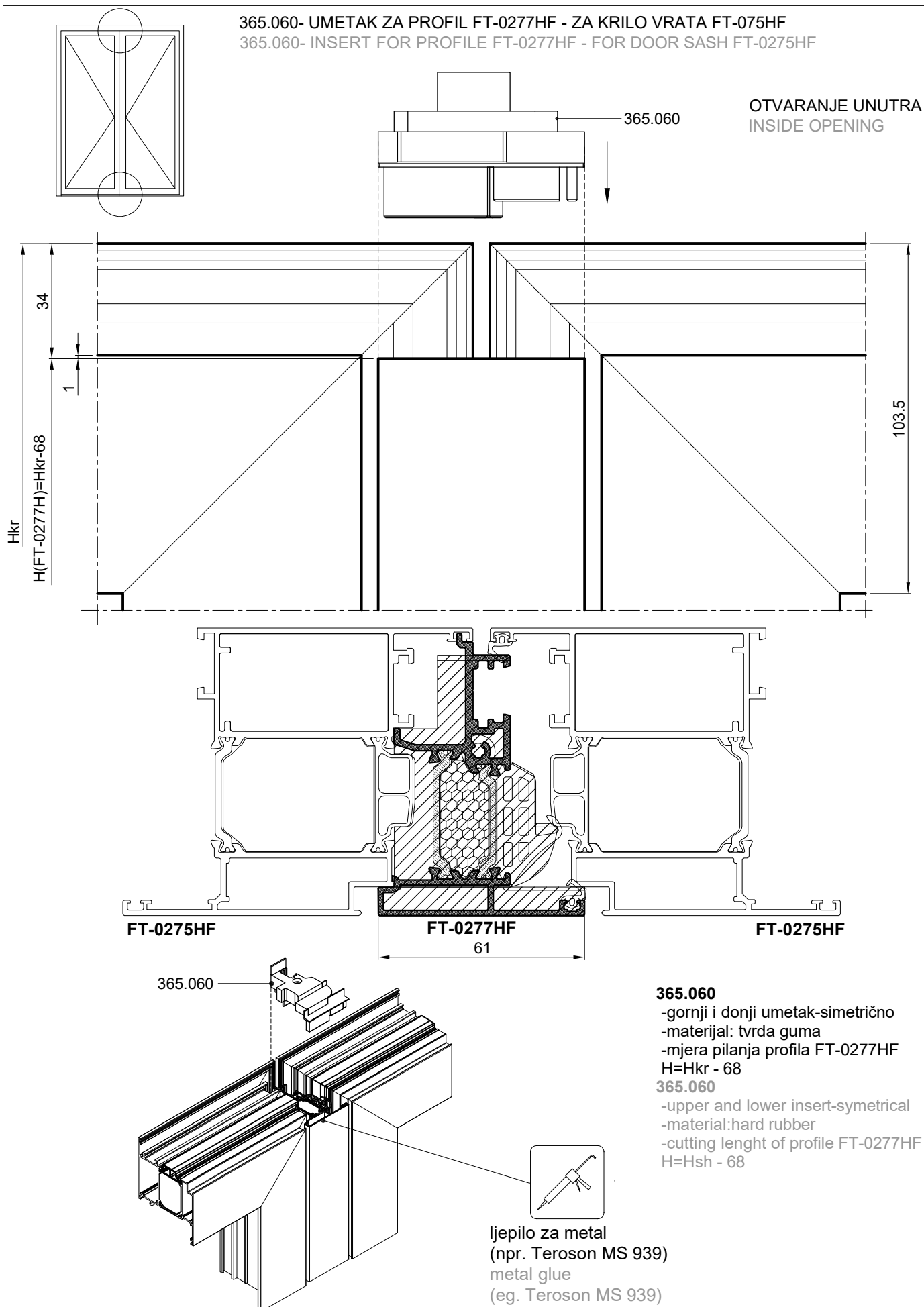


364.012

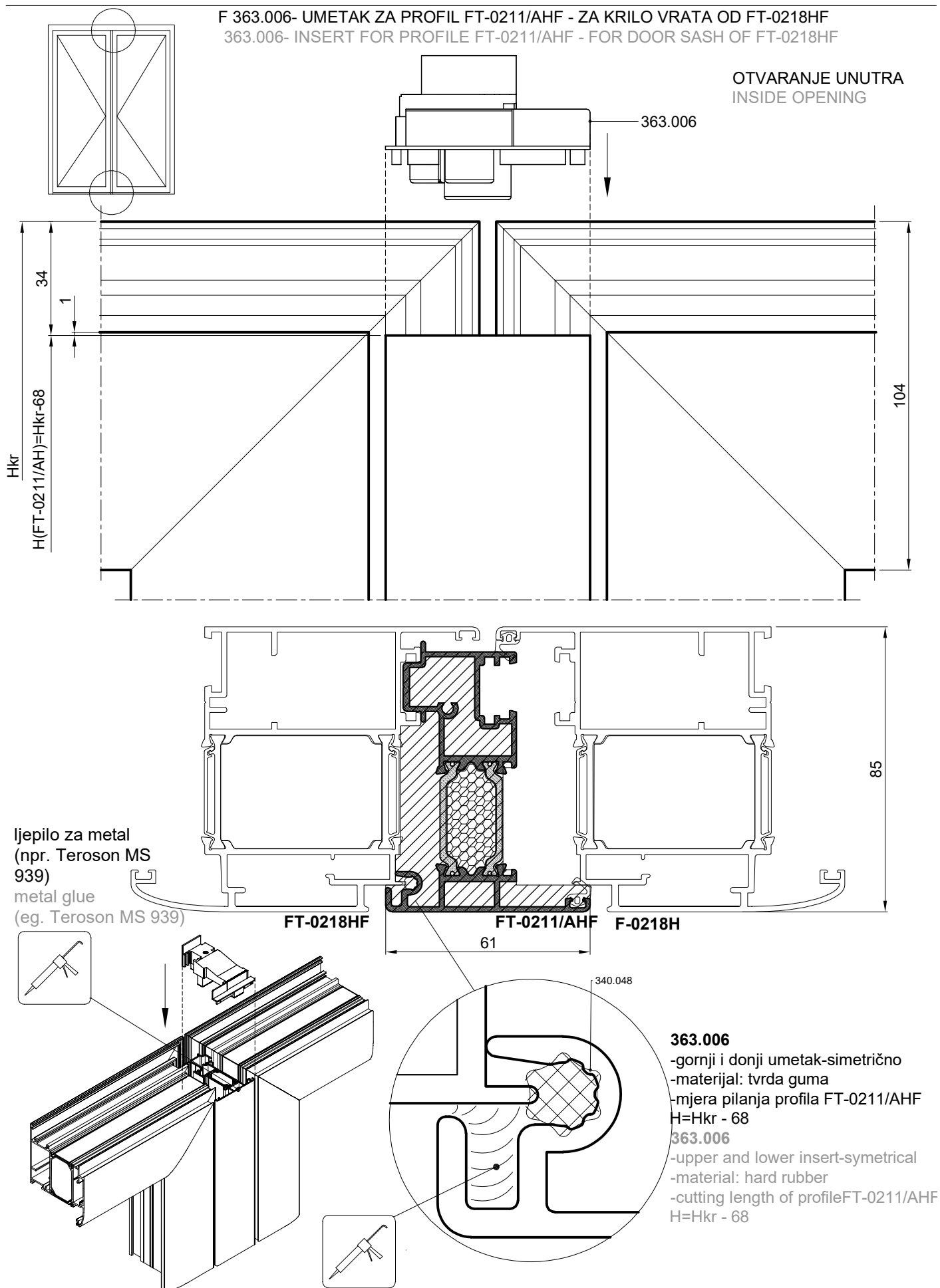


521.193 i 521.194

365.060- UMETAK ZA PROFIL FT-0277HF - ZA KRILO VRATA FT-075HF  
365.060- INSERT FOR PROFILE FT-0277HF - FOR DOOR SASH FT-0275HF

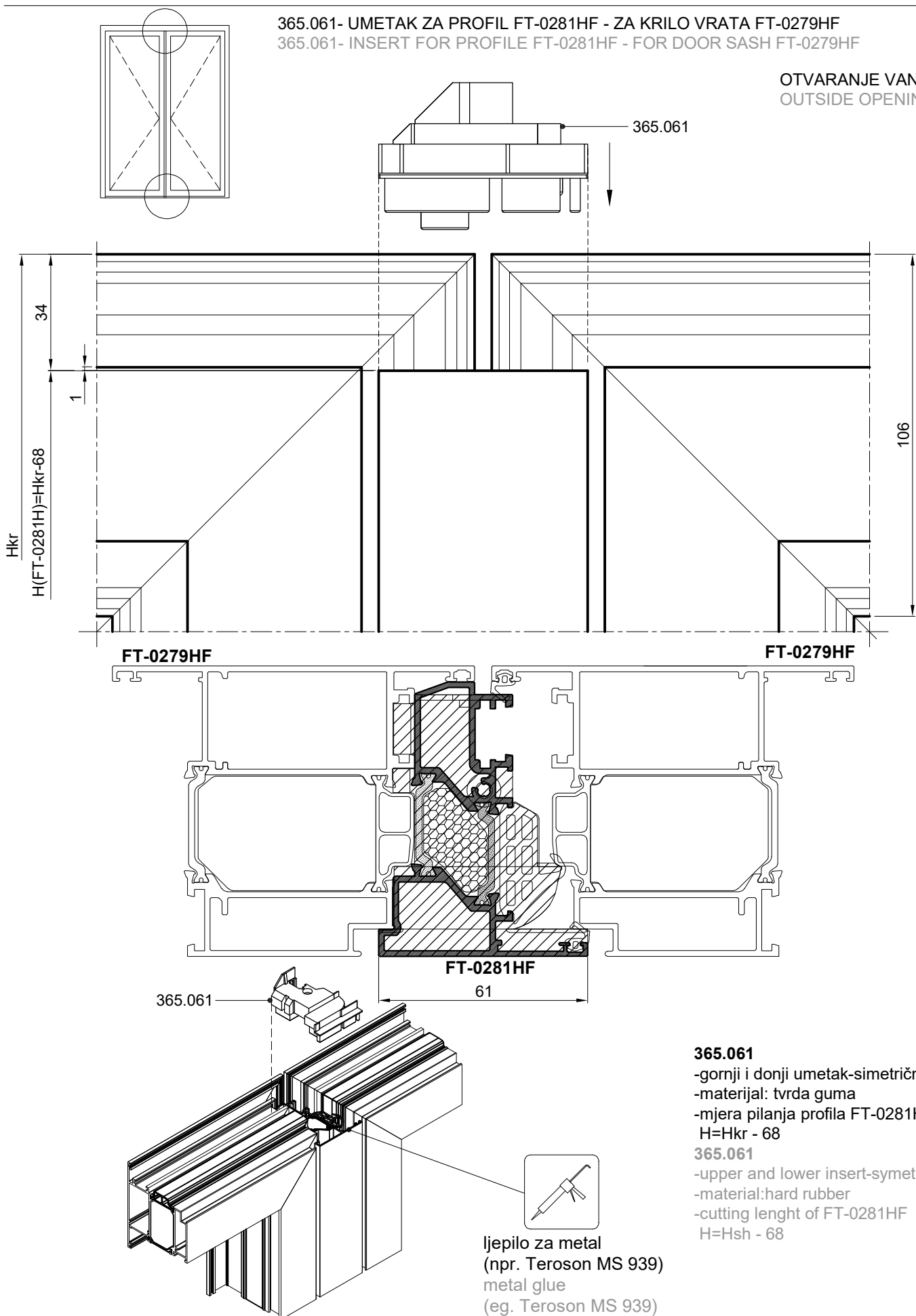


F 363.006- UMETAK ZA PROFIL FT-0211/AHF - ZA KRILO VRATA OD FT-0218HF  
363.006- INSERT FOR PROFILE FT-0211/AHF - FOR DOOR SASH OF FT-0218HF



365.061- UMETAK ZA PROFIL FT-0281HF - ZA KRILO VRATA FT-0279HF  
365.061- INSERT FOR PROFILE FT-0281HF - FOR DOOR SASH FT-0279HF

OTVARANJE VANI  
OUTSIDE OPENING

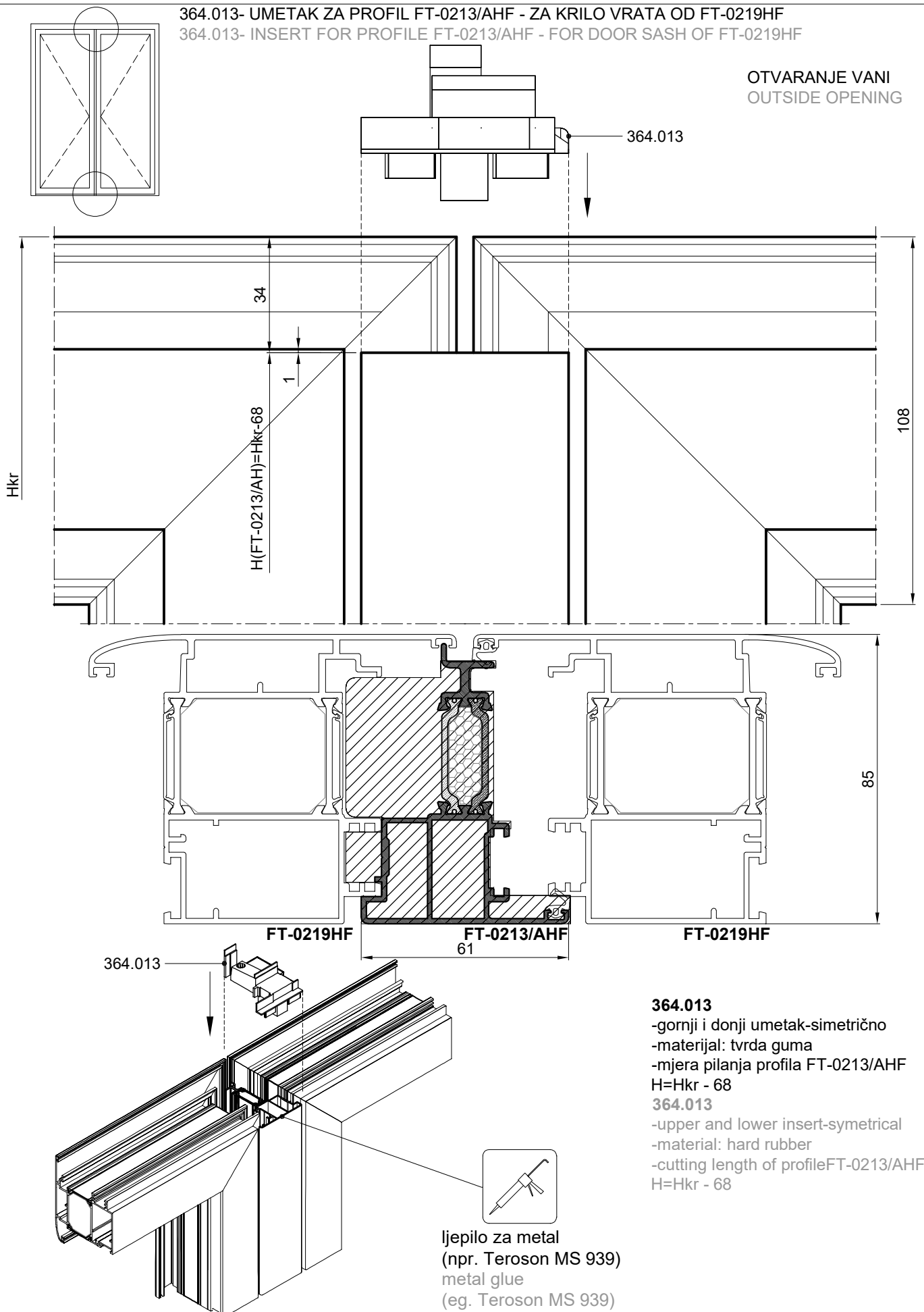




364.013- UMETAK ZA PROFIL FT-0213/AHF - ZA KRILO VRATA OD FT-0219HF

364.013- INSERT FOR PROFILE FT-0213/AHF - FOR DOOR SASH OF FT-0219HF

OTVARANJE VANI  
OUTSIDE OPENING

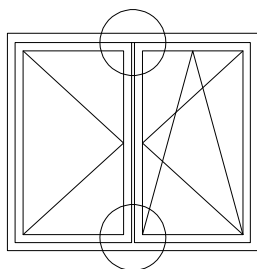


### 364.013

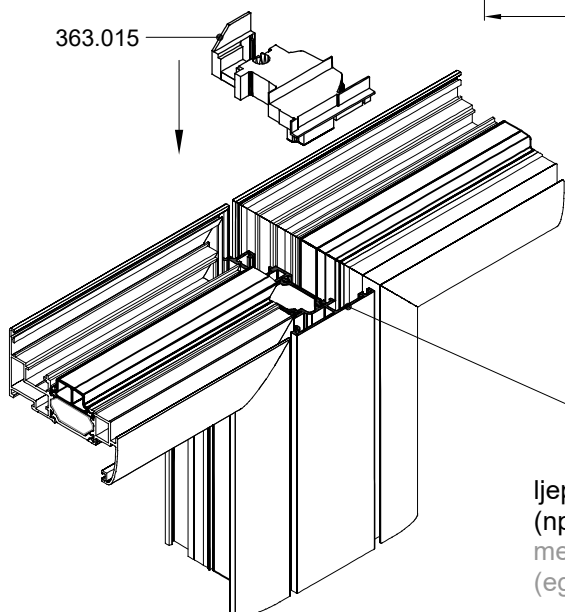
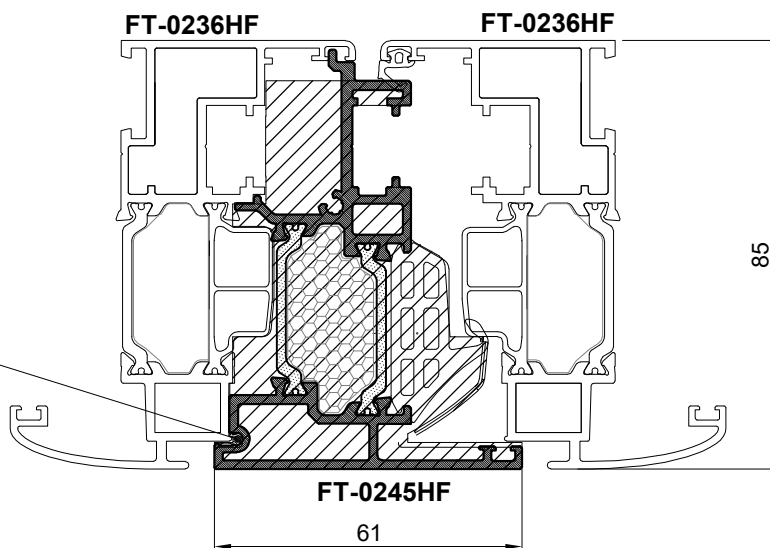

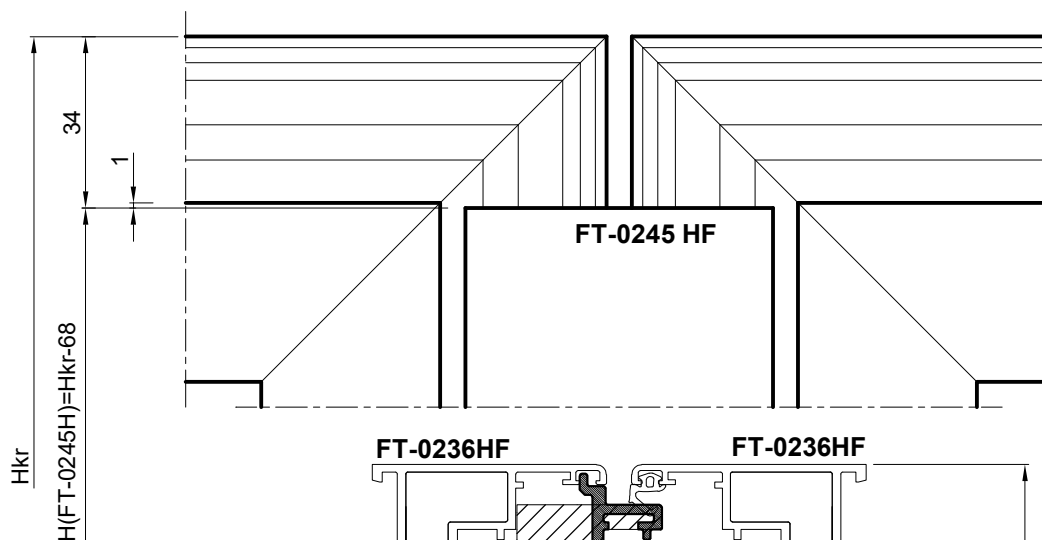
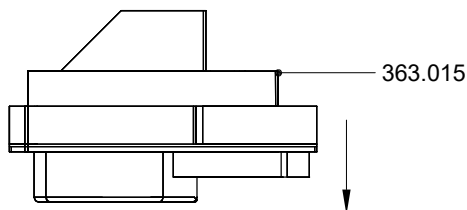
-gornji i donji umetak-simetrično  
-materijal: tvrda guma  
-mjera pilanja profila FT-0213/AHF  
H=Hkr - 68

### 364.013

-upper and lower insert-symetrical  
-material: hard rubber  
-cutting length of profile FT-0213/AHF  
H=Hkr - 68



363.015 - UMETAK ZA PROFIL FT-0245HF- ZA KRILO PROZORA (pvc)  
363.015 - INSERT FOR PROFILE FT-0245HF - FOR WINDOW SASH (pvc)

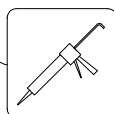


### 363.015

- gornji i donji umetak-simetrično
- materijal: tvrda guma
- mjera pilanja profila FT-0245HF  
 $H = H_{kr} - 68$

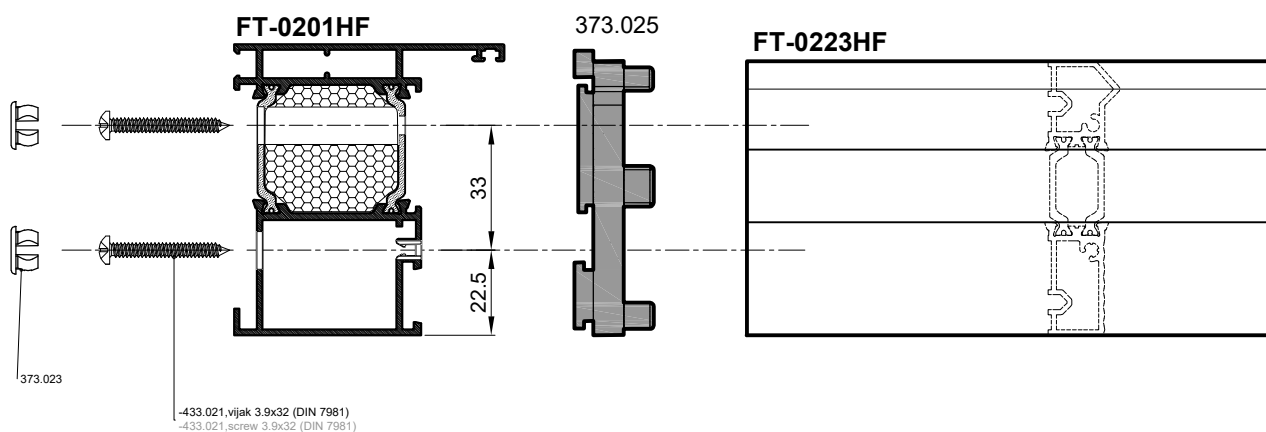
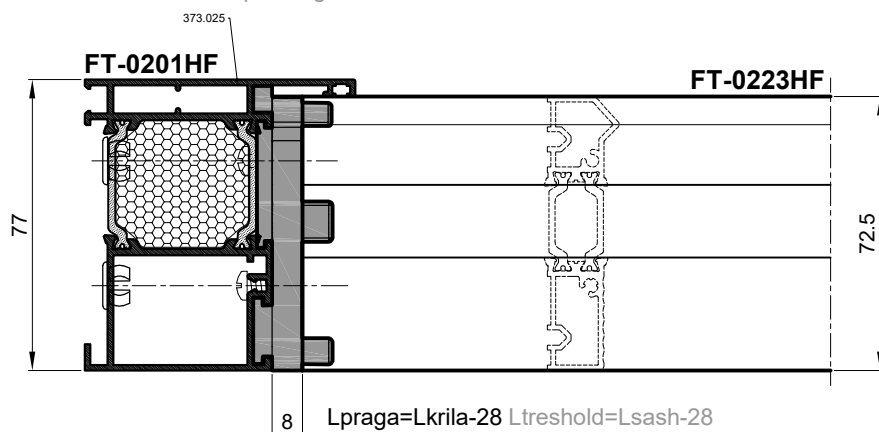
### 363.015

- upper and lower insert-symmetrical
- material: hard rubber
- cutting lenght of FT-0245HF  
 $H = H_{sh} - 68$

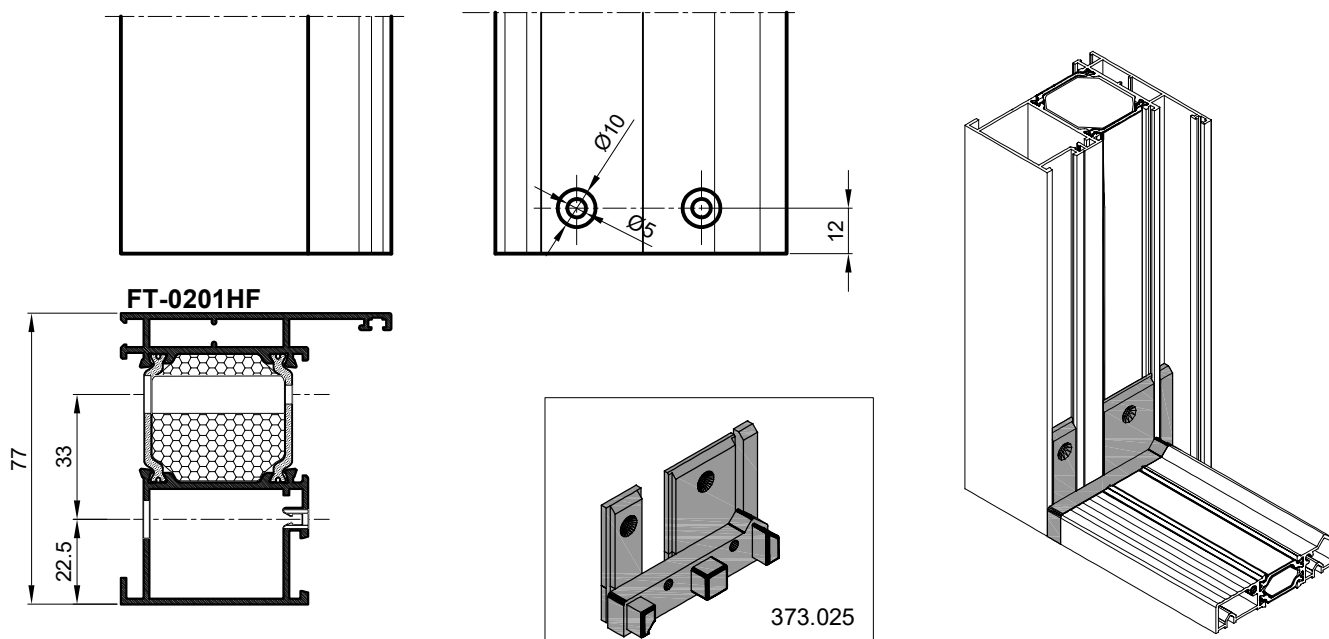


ljepilo za metal  
(npr. Teroson MS 939)  
metal glue  
(eg. Teroson MS 939)

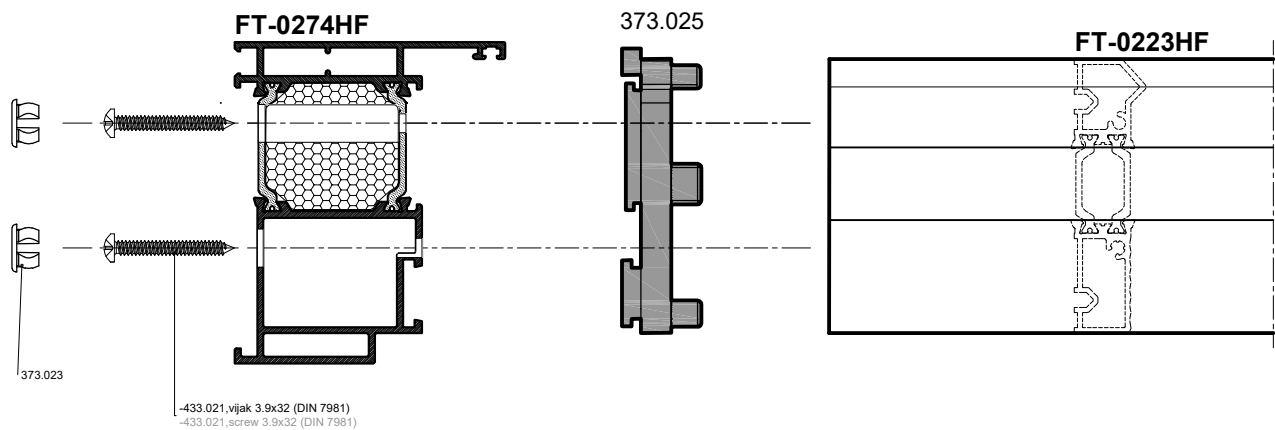
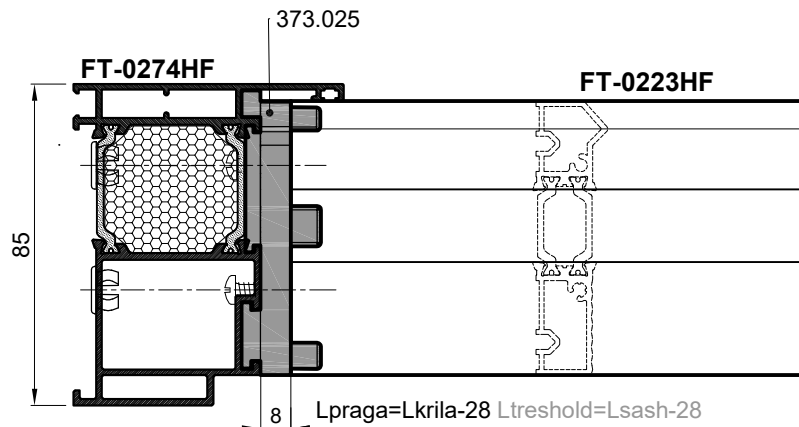
UGRADNJA I OBRADA PROFILA PRAGA FT-0223HF ZA UMETAK 373.025 U PROFIL FT-0201HF-otvaranje unutra  
MOUNTING AND PROCESSING TRESHOLD PROFILE FT-0223HF FOR INSERT 373.025  
IN PROFILE FT-0201HF-openeng inside



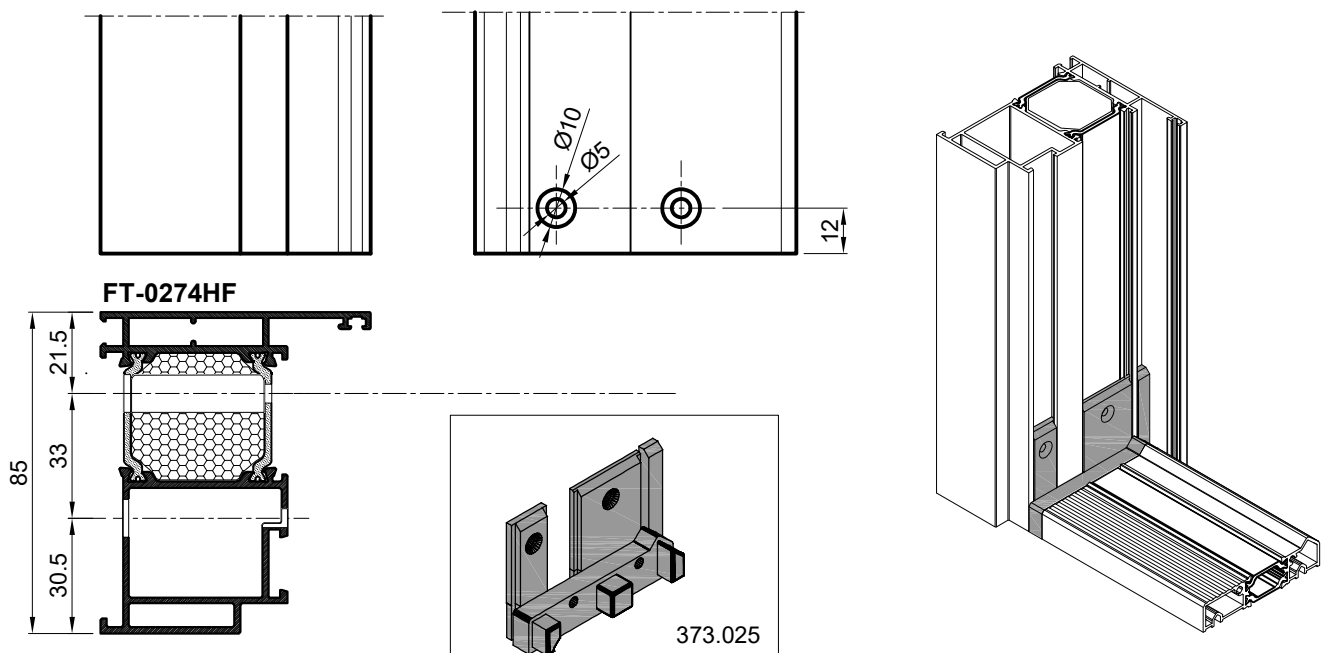
OBRADA PROFILA FT-0201HF ZA UGRADNJU PRAGA S UMETKOM  
PROCESSING PROFILE FT-0201HF FOR TRESHOLD MONTAGE WIHT INSERT



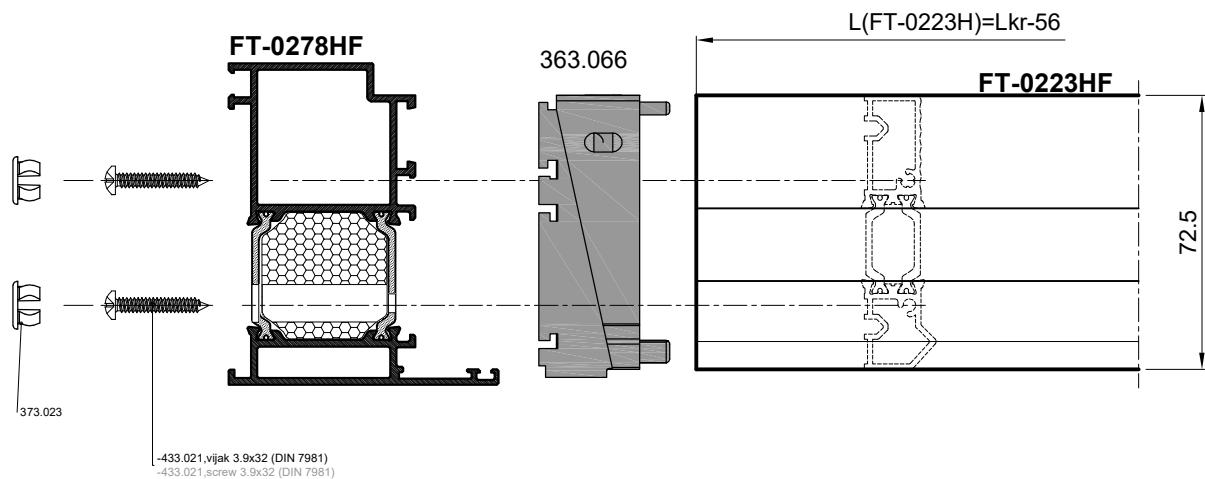
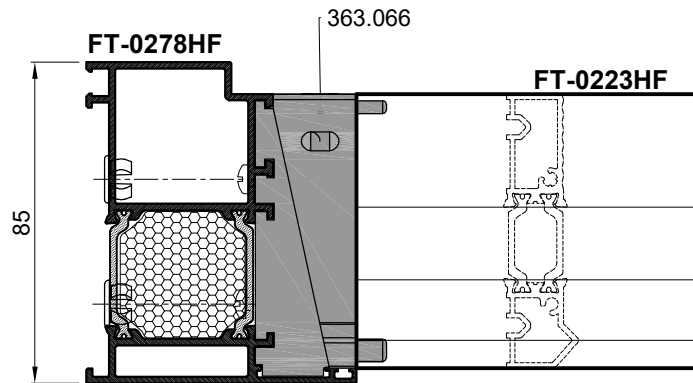
UGRADNJA I OBRADA PROFILA PRAGA FT-0223HF SA UMETKOM 373.025 U PROFIL FT-0274HF-otvaranje unutra  
MONTAGE AND PROCESSING OF TRESHOLD PROFILE FT-0223HF WITH INSERT 373.025  
IN PROFILE FT-0274HF-inside opening



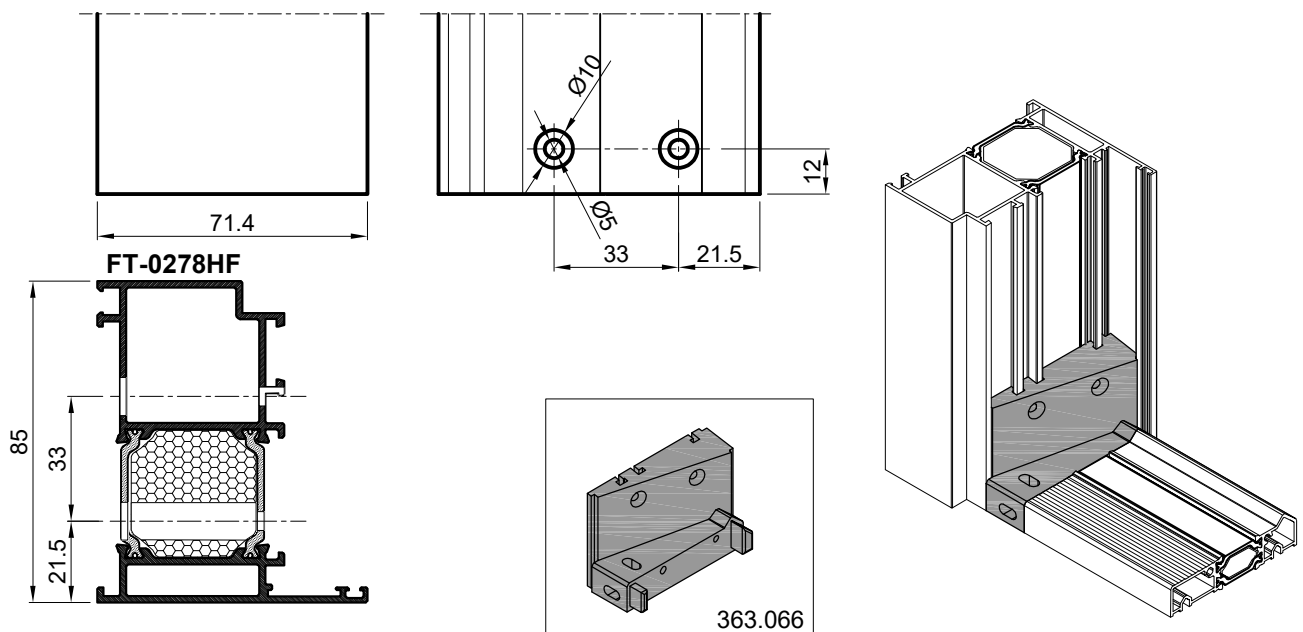
OBRADA PROFILA FT-0274HF ZA UGRADNJU PRAGA S UMETKOM  
PROCESSING PROFILE FT-0274HF FOR TRESHOLD MONTAGE WITH INSERT



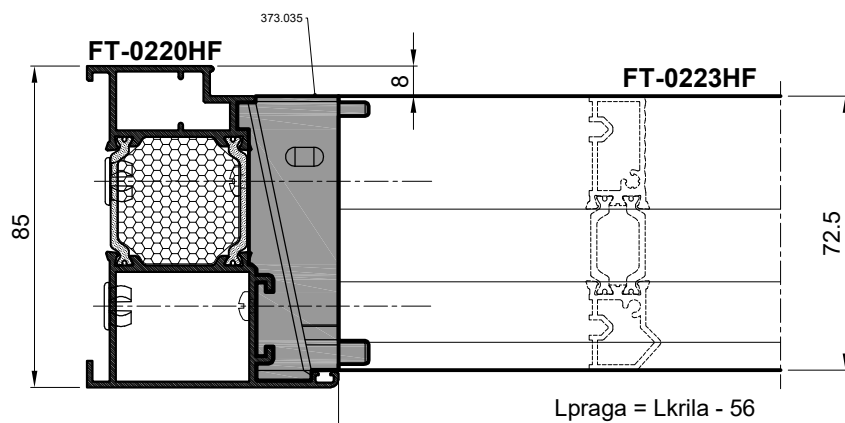
UGRADNJA I OBRADA PROFILA PRAGA FT-0223HF SA UMETKOM 363.066 PREMA PROFILU FT-0278HF-otvaranje van  
MONTAGE AND PROCESSING OF TRESHOLD PROFILE FT-0223HF WITH INSERT 363.066 INTO PROFILE  
FT-0278HF-opening outside



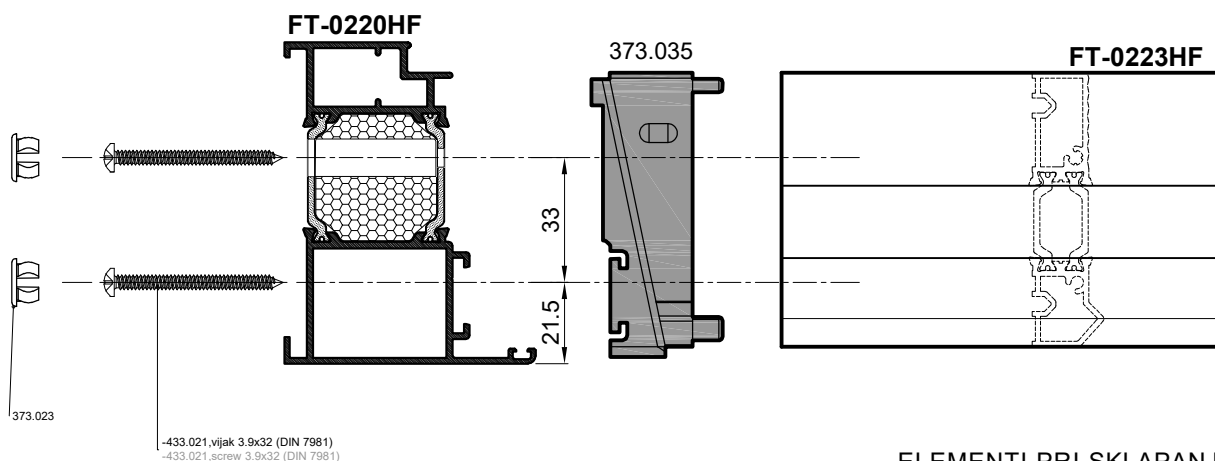
OBRADA PROFILA **FT-0278HF** ZA UGRADNJU PRAGA S UMETKOM  
PROCESSING PROFILE **FT-0278HF** FOR TRESHOLD MONTAGE WITH INSERT



UGRADNJA I OBRADA PROFILA PRAGA FT-0223HF ZA UMETAK 373.035 U PROFIL FT-0220HF-otvaranje vani  
MONTAGE AND PROCESSING OF PROFILE FT-0223HF FOR INSERT 373.035 IN PROFILE FT-0220HF-opening outside

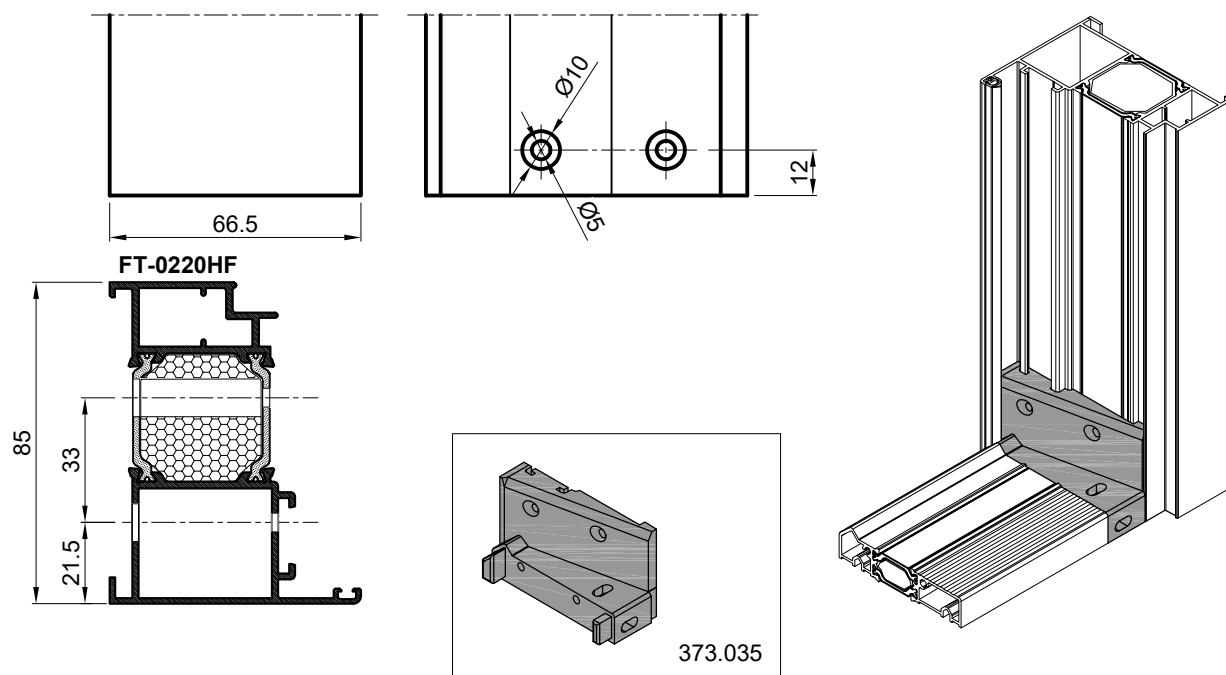


MJERA PILANJA PRAGA  
CUTTING LENGTH

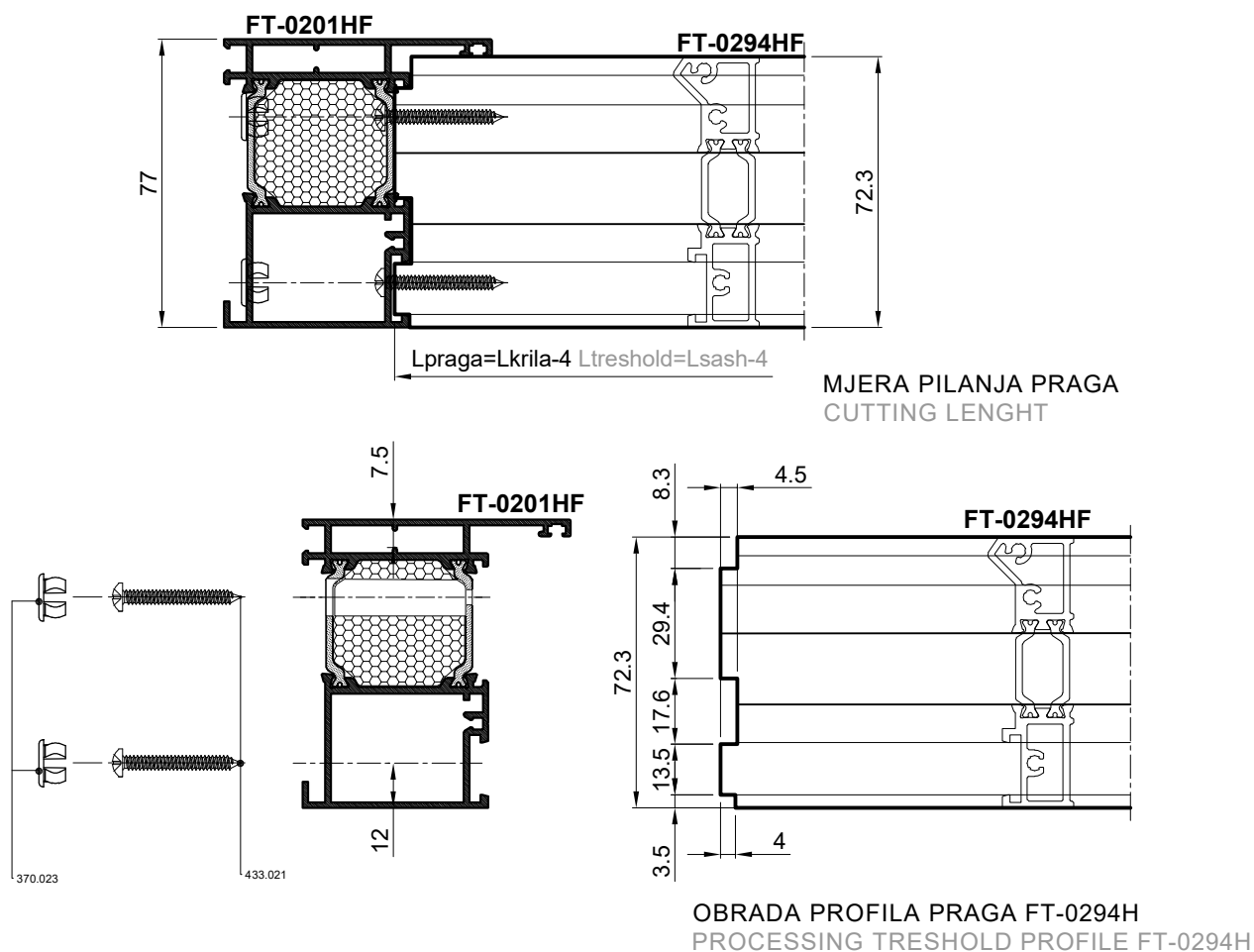


ELEMENTI PRI SKLAPANJU  
ELEMENTS IN ASSEMBLY

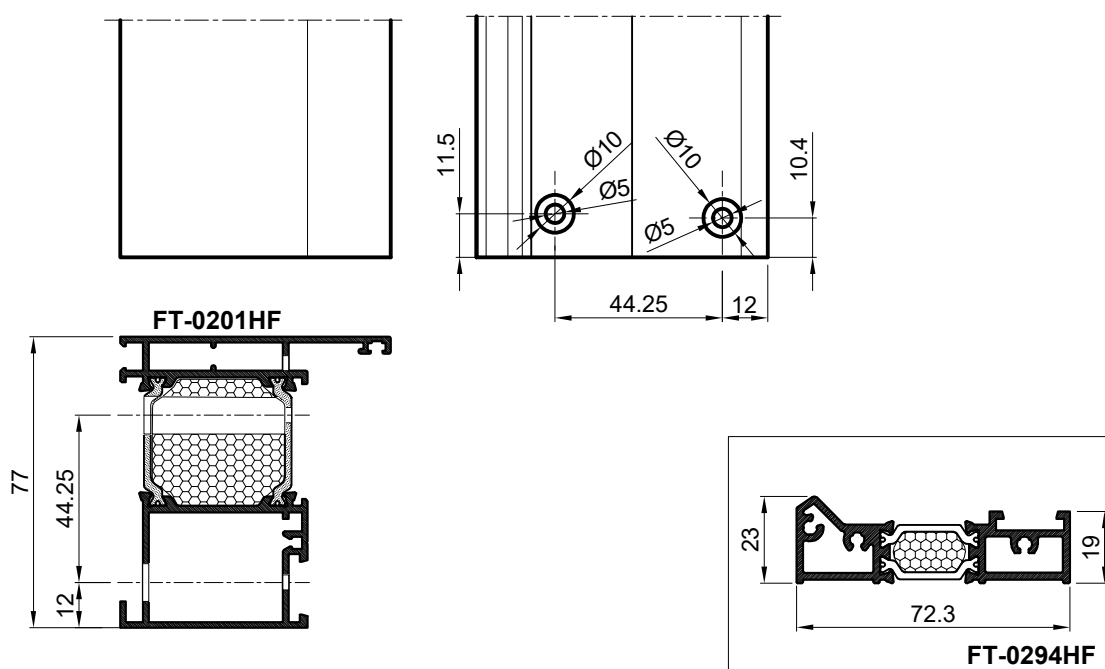
OBRADA PROFILA FT-0220HF ZA UGRADNJU PRAGA S UMETKOM  
PROCESSING PROFILE FT-0220HF FOR TRESHOLD MONTAGE WIHT INSERT



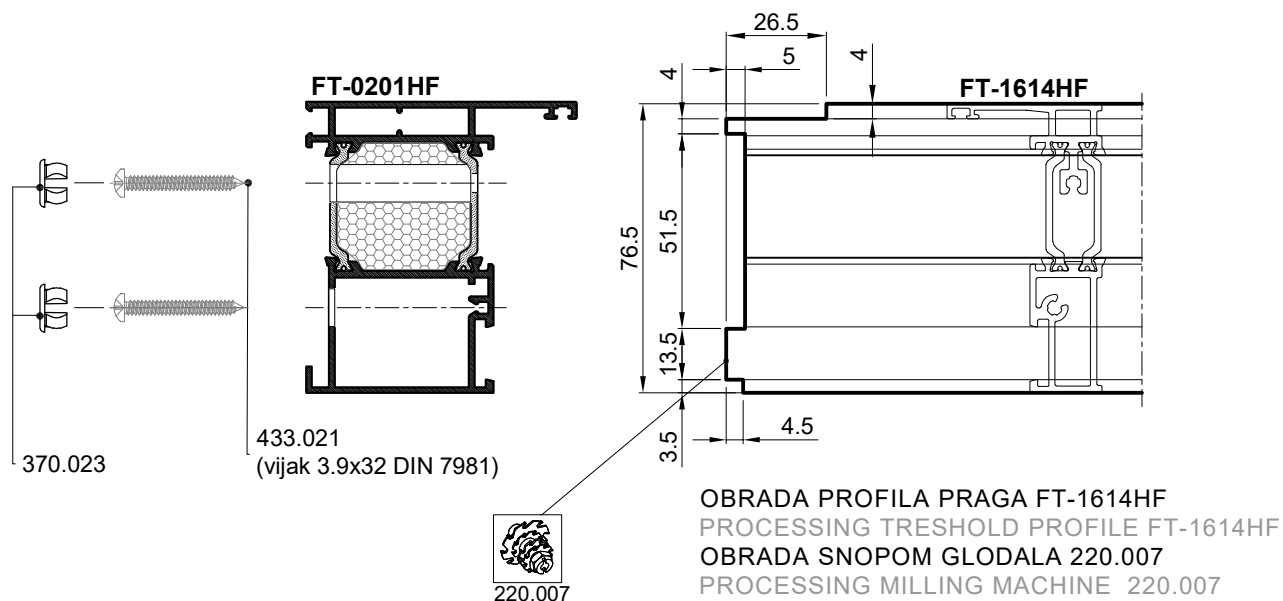
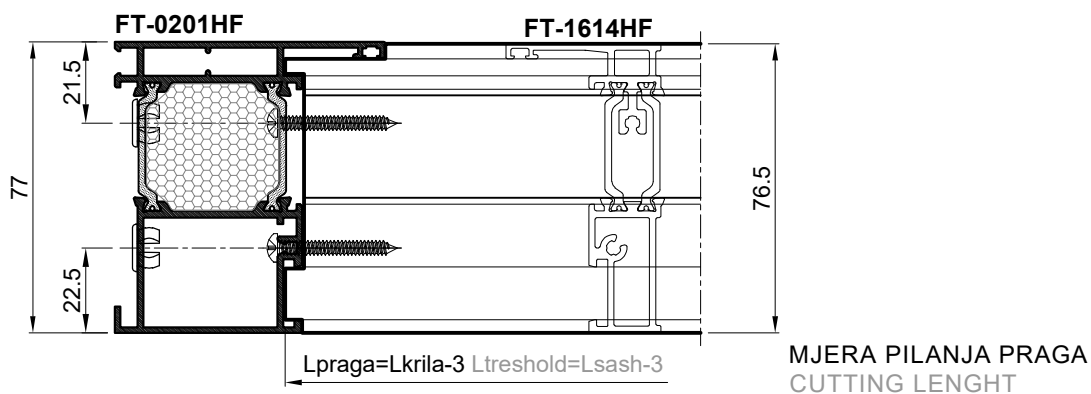
### UGRADNJA I OBRADA PROFILA PRAGA FT-0294HF U PROFIL FT-0201HF MONTAGE AND PROCESSING OF PROFILE FT-0294HF IN PROFILE FT-0201HF



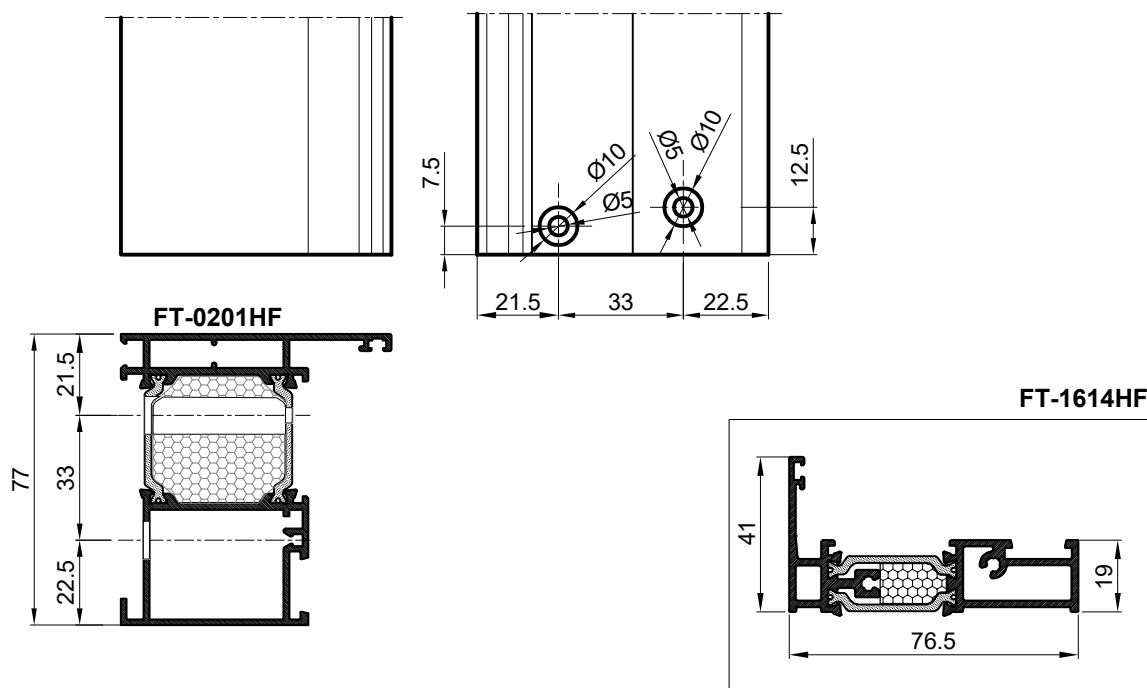
### OBRADA PROFILA RAMA FT-0201HF PROCESSING FRAME PROFILE FT-0201HF



### UGRADNJA I OBRADA PROFILA PRAGA FT-1614HF U PROFIL FT-0201HF MONTAGE AND PROCESSING OF PROFILE FT-1614HF IN PROFILE FT-0201HF

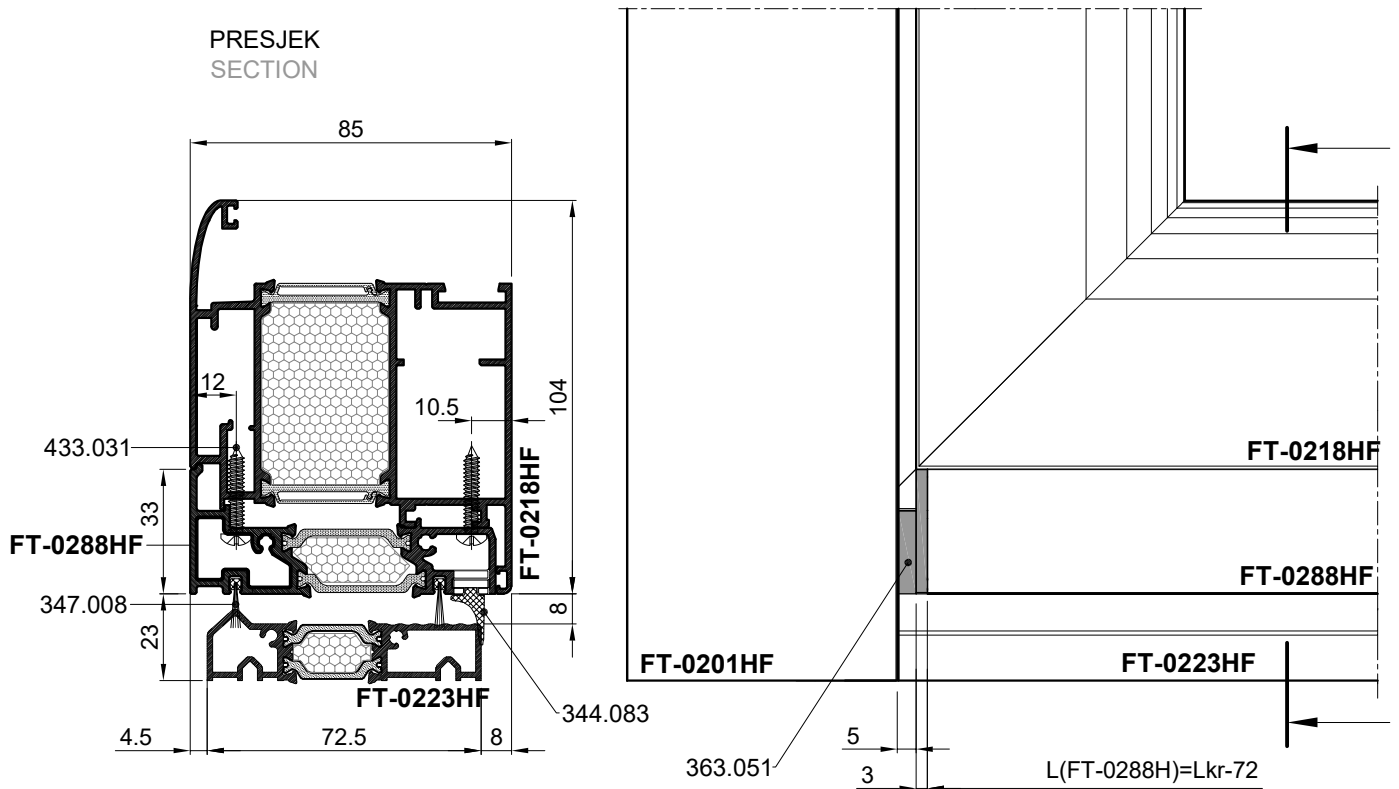


### OBRADA PROFILA RAMA FT-0201HF PROCESSING FRAME PROFILE FT-0201HF

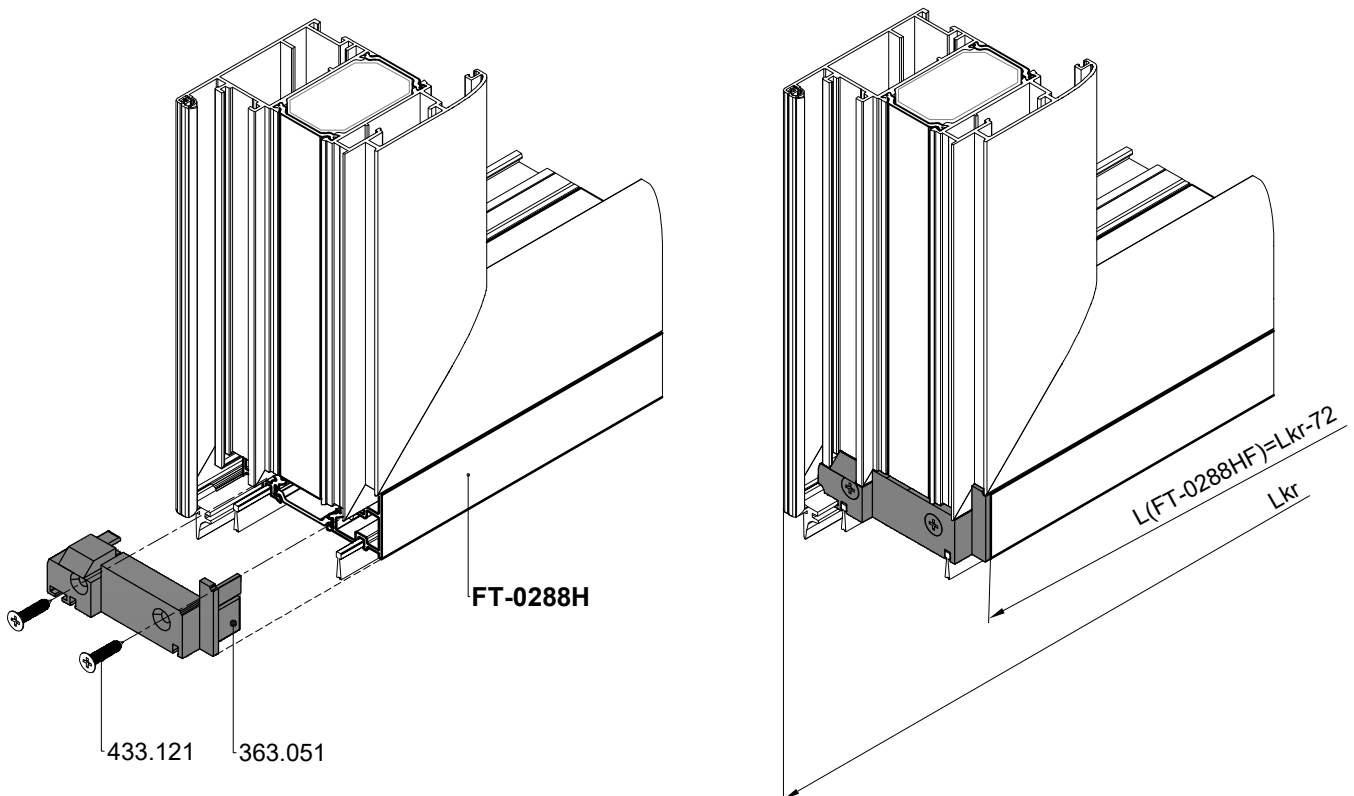




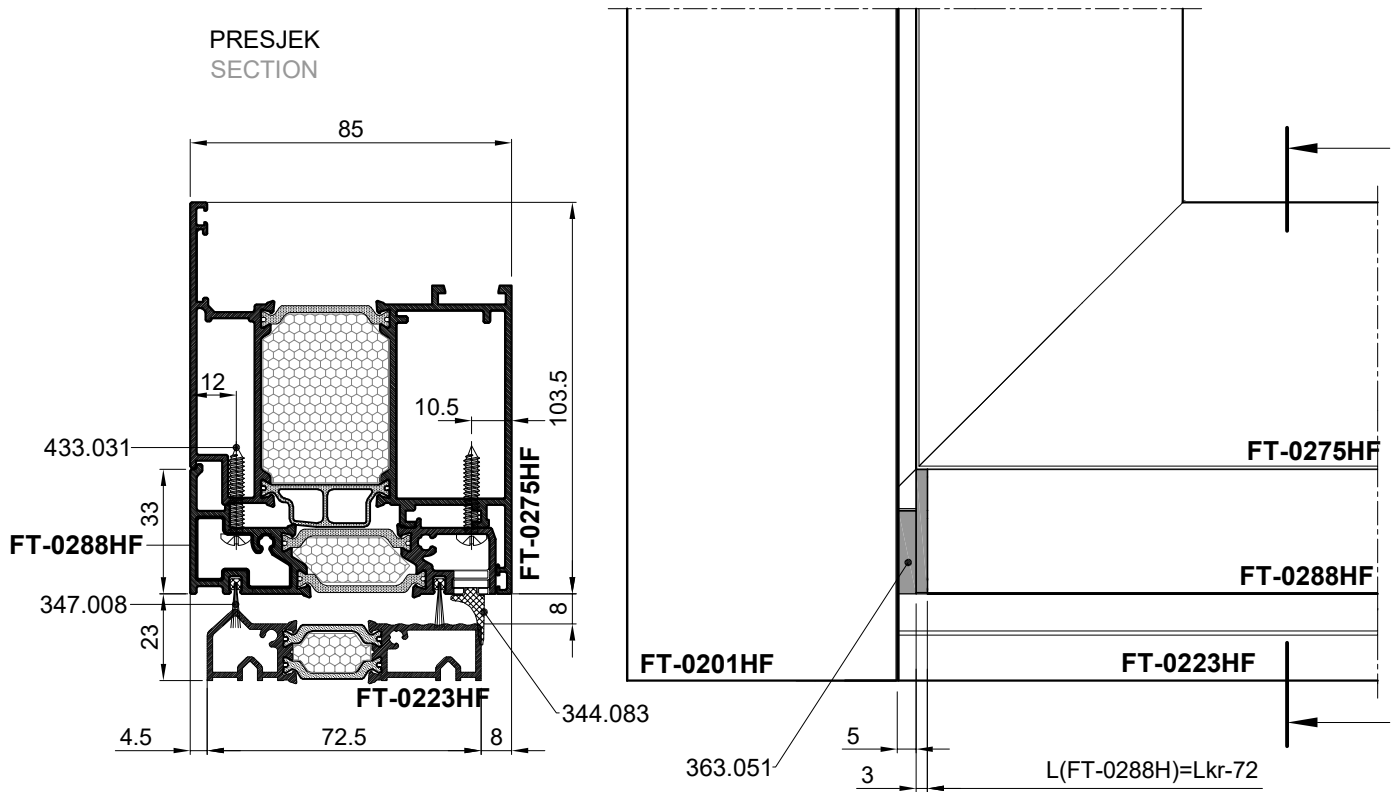
### UGRADNJA PROFILA FT-0288HF U KRILO VRATA SA UMETKOM 363.051-otvaranje unutra MOUNTING PROFILE FT-0288HF IN SASH DOOR WITH INSERT 363.051-opening inside



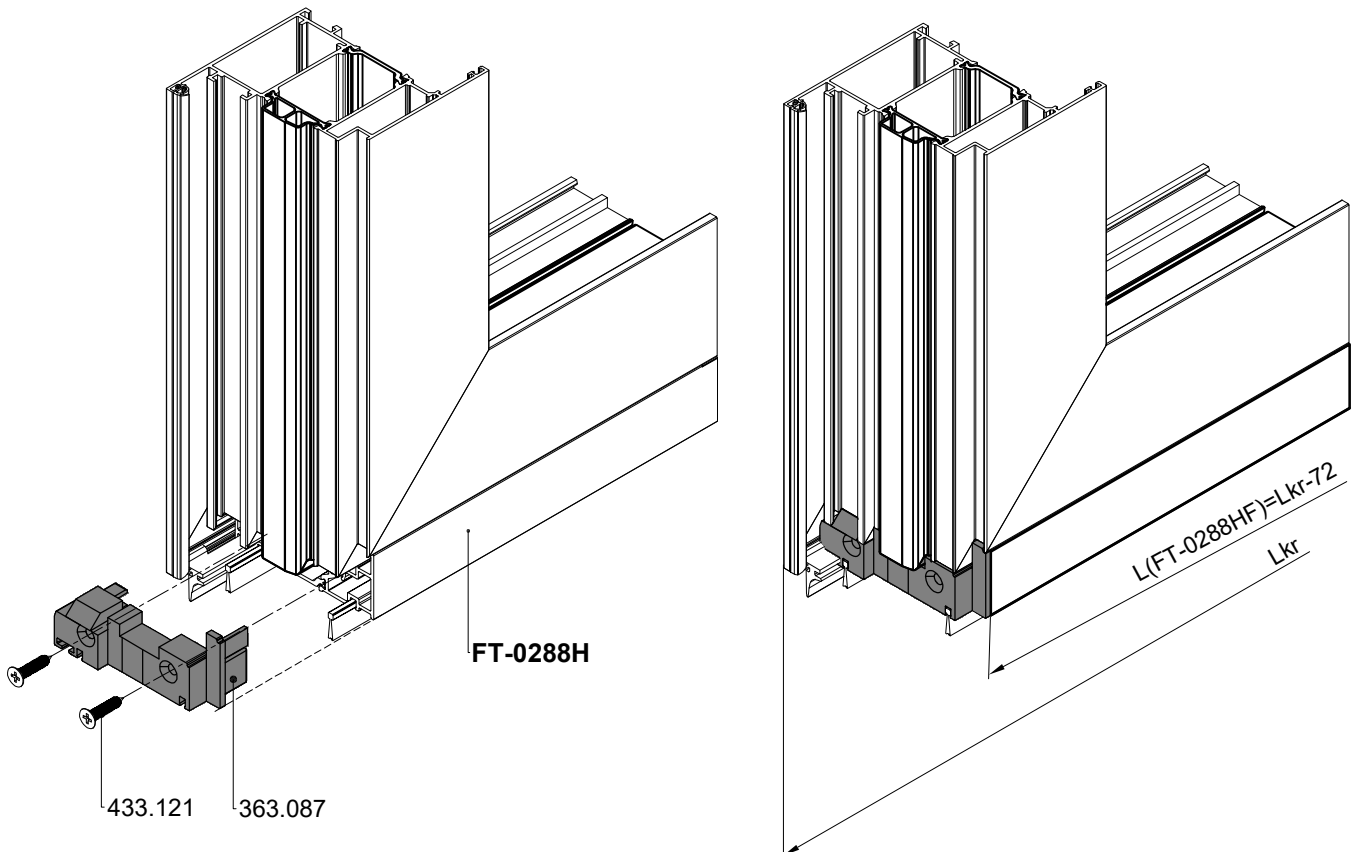
- Profil FT-0288HF se pila ravno  
Mjera pilanja  $L(FT-0288HF) = Lkr-72$
- Profile FT-0288HF is cut straight  
Cutting measure  $L(FT-0288HF) = Lkr-72$



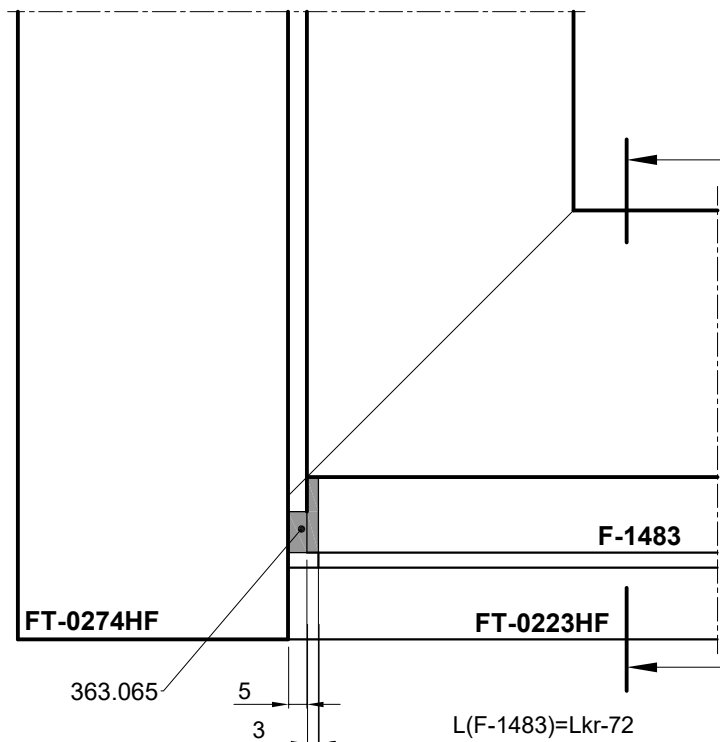
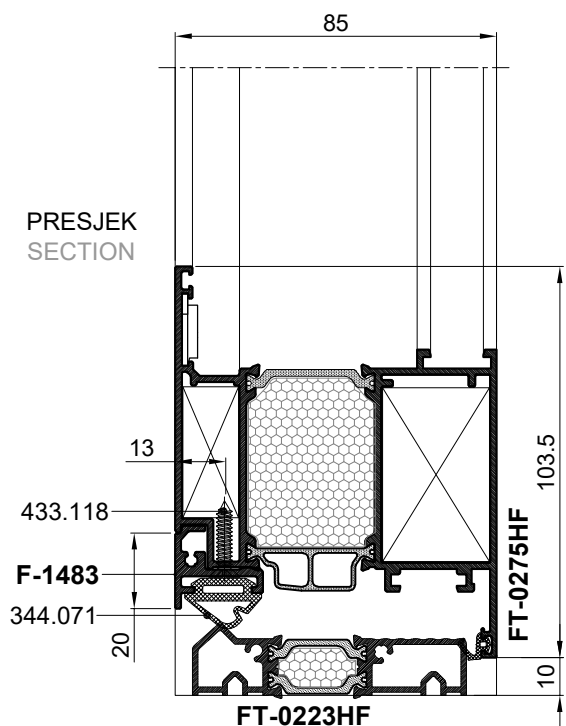
### UGRADNJA PROFILA FT-0288HF U KRILO VRATA SA UMETKOM 363.051-otvaranje unutra MOUNTING PROFILE FT-0288HF IN SASH DOOR WITH INSERT 363.051-opening inside



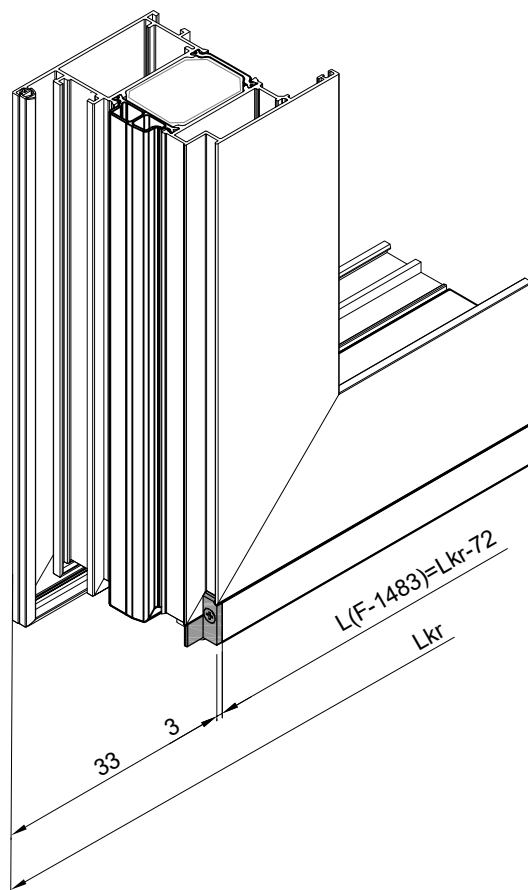
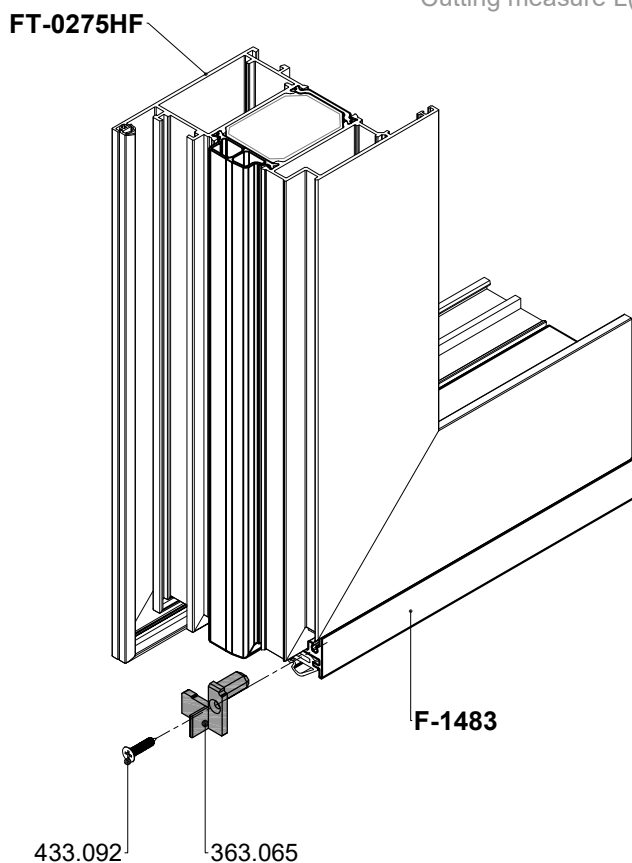
- Profil FT-0288HF se pila ravno  
Mjera pilanja  $L(FT-0288HF) = Lkr-72$
- Profile FT-0288HF is cut straight  
Cutting measure  $L(FT-0288HF) = Lkr-72$



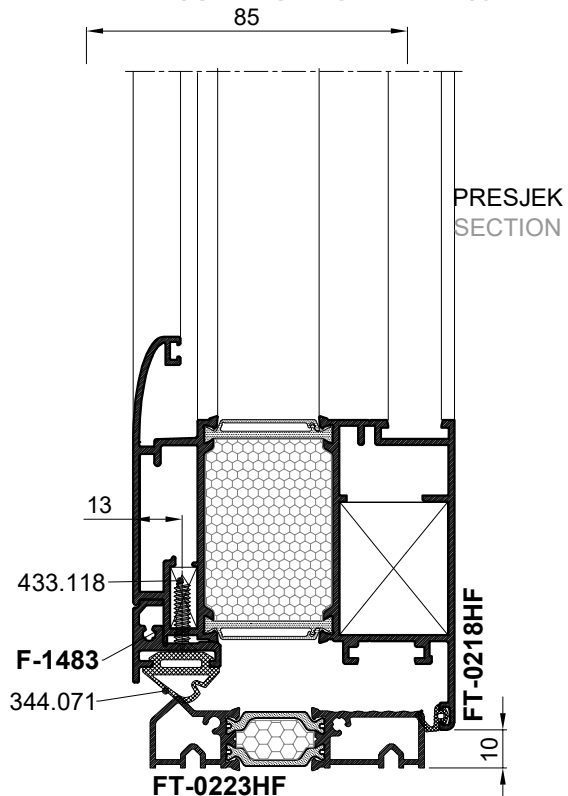
UGRADNJA PROFILA F-1483 U KRILU VRATA FT-0275HF SA UMETKOM 363.065-otvaranje unutra  
MOUNTING PROFILE F-1483 IN SASHF DOOR FT-0275HF WITHF INSERT 363.065-opening inside



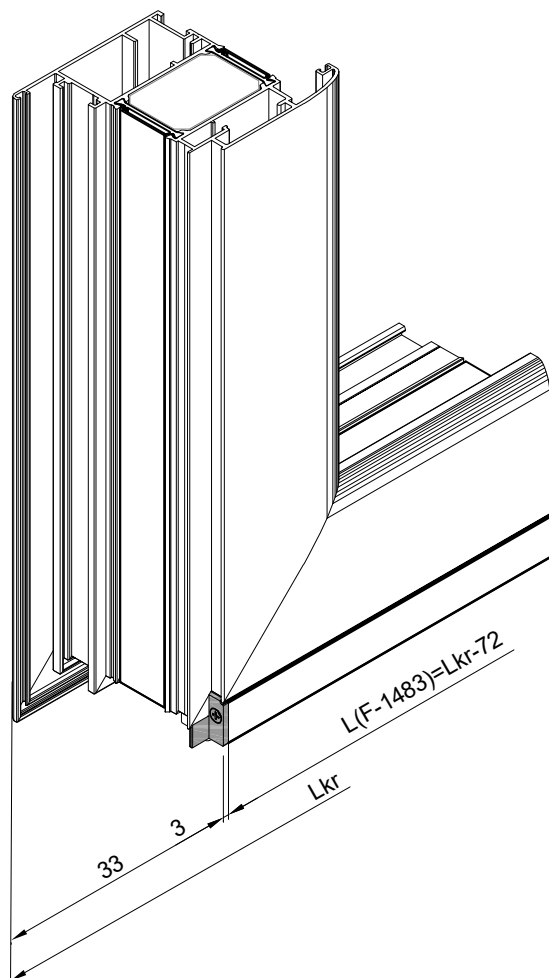
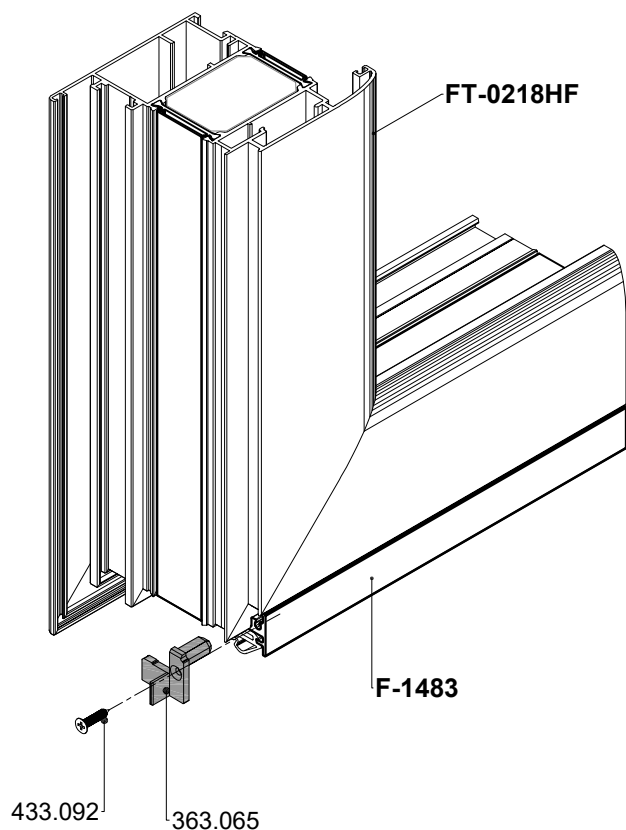
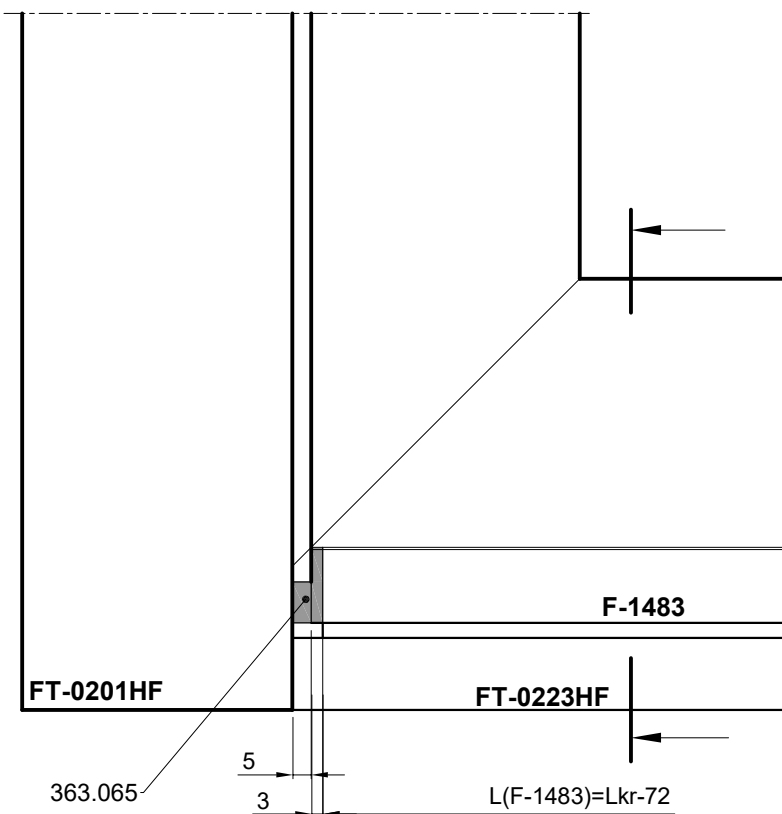
- Profil F-1483 se pila ravno  
Mjera pilanja  $L(F-1483) = Lkr-72$
- The profile F-1483 is cut straight  
Cutting measure  $L(F-1483) = Lkr-72$



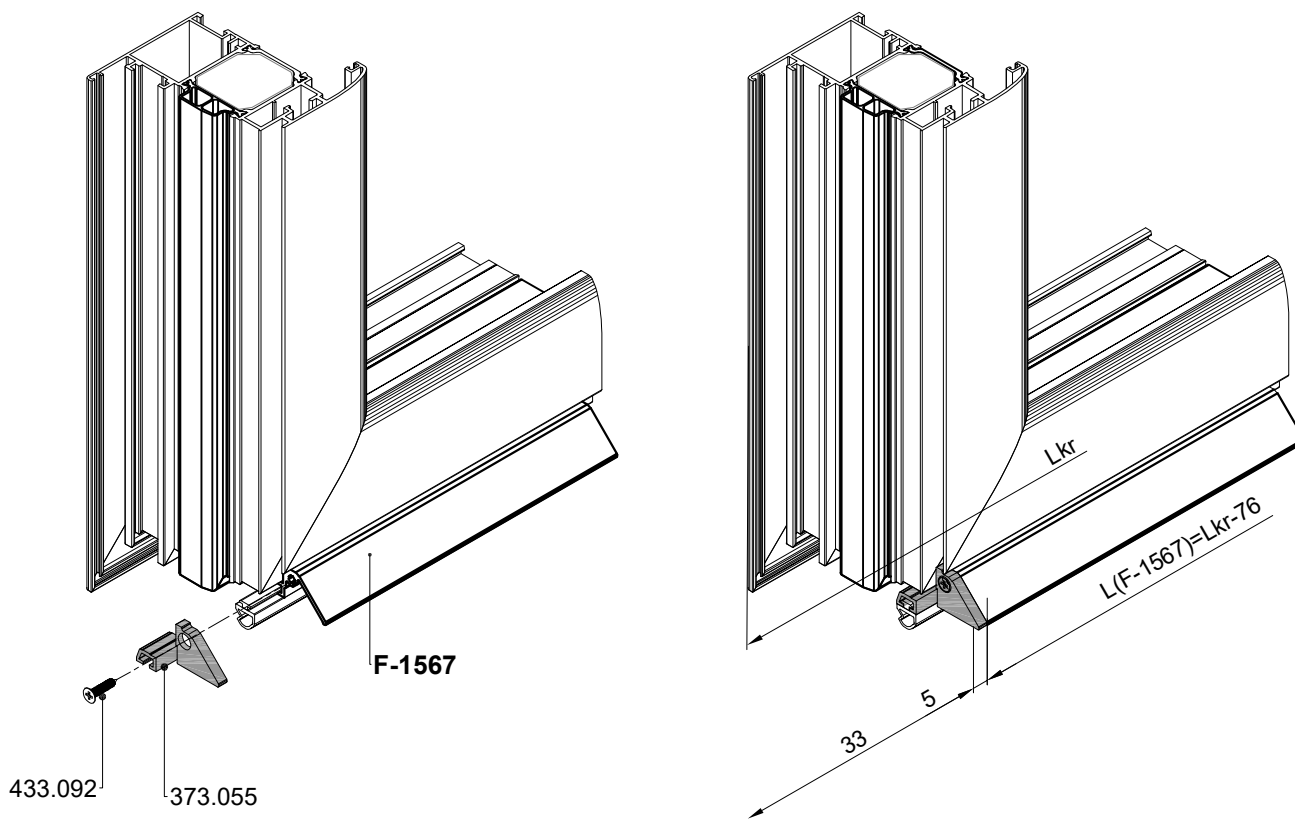
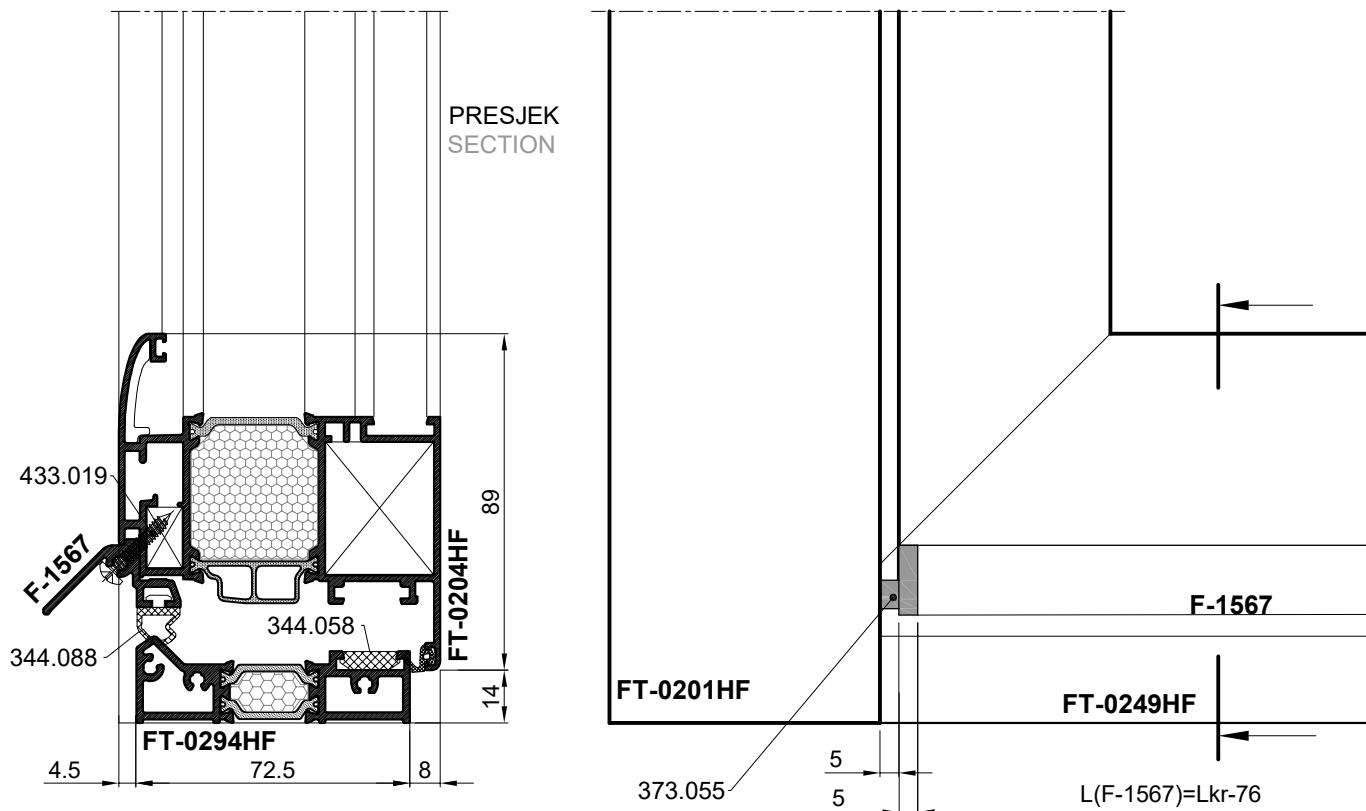
UGRADNJA PROFILA F-1483 U KRILO VRATA FT-0218HF SA UMETKOM 363.065-otvaranje unutra  
MOUNTING PROFILE F-1483 IN SASHF DOOR FT-0218HF WITHF INSERT 363.065-opening inside



- Profil F-1483 se pila ravno  
Mjera pilanja  $L(F-1483) = Lkr-72$
- The profile F-1483 is cut straight  
Cutting measure  $L(F-1483) = Lkr-72$

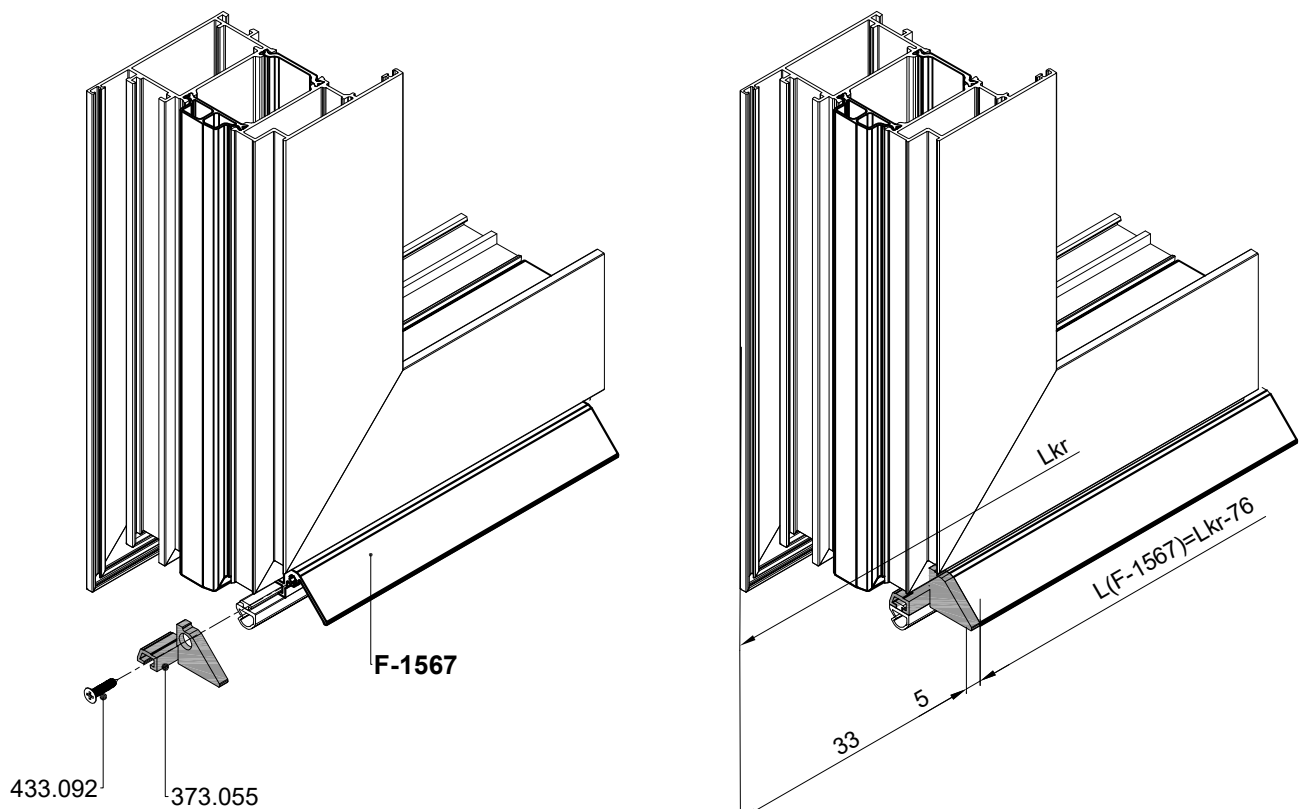
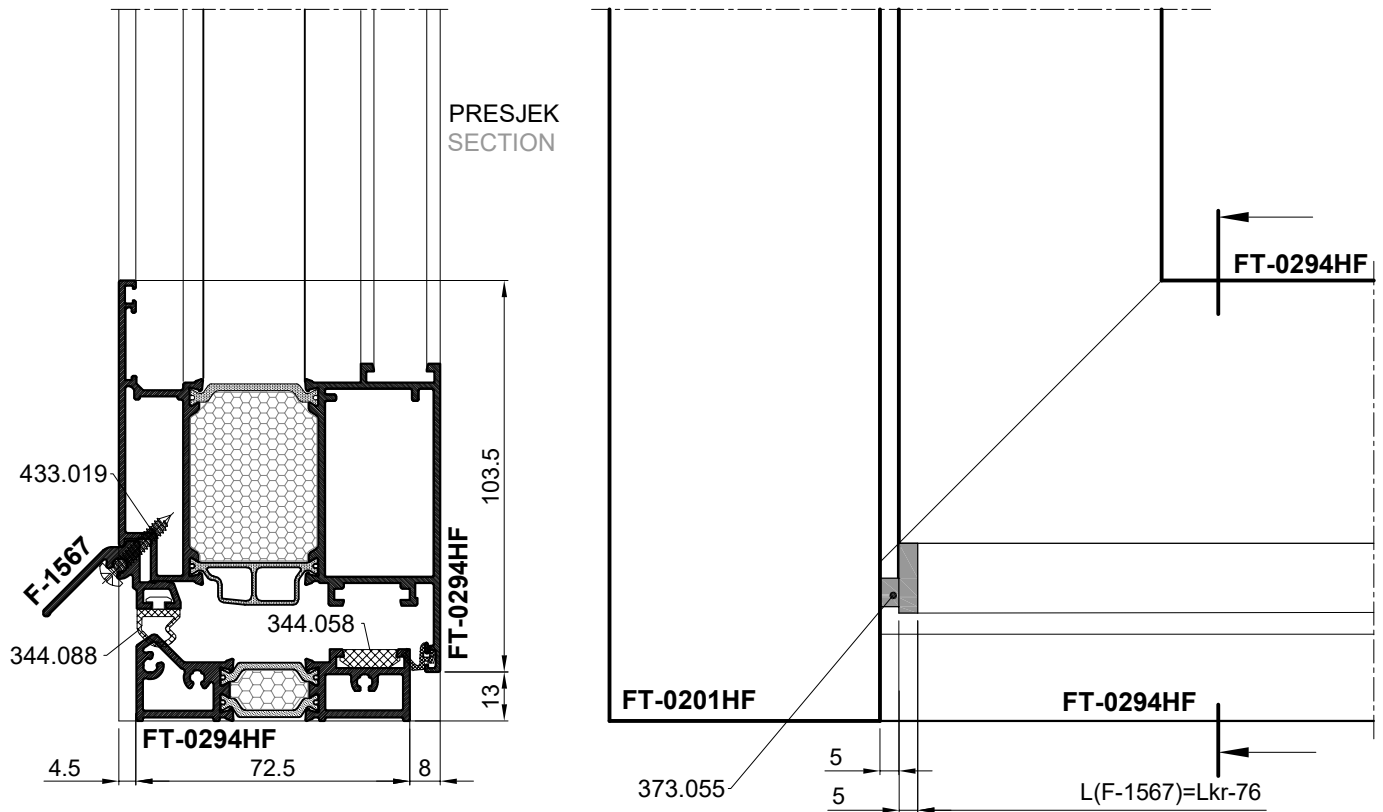


UGRADNJA PROFILA F-1567 U KRILO VRATA FT-0204HF SA UMETKOM 373.055-otvaranje unutra  
MOUNTING PROFILE F-1567 IN SASH DOOR FT-0204HF WITH INSERT 373.055-opening inside

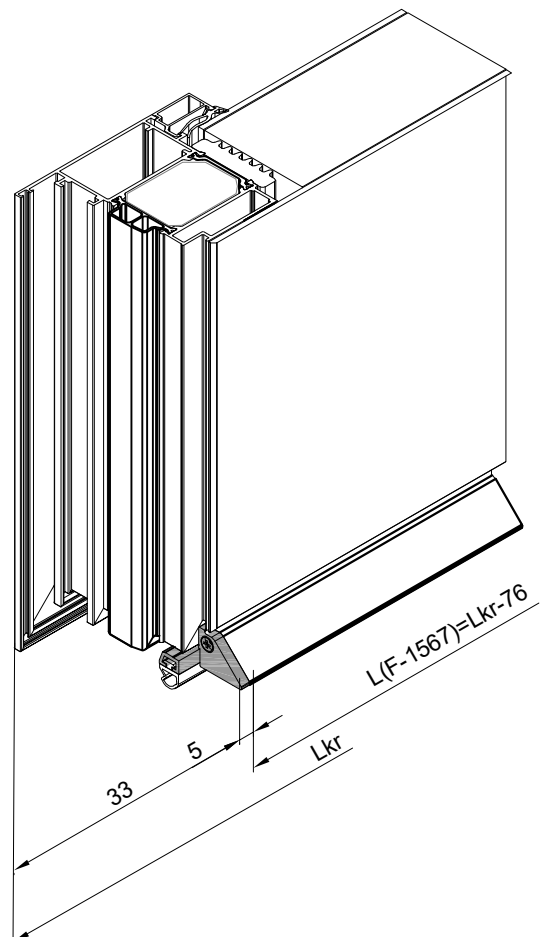
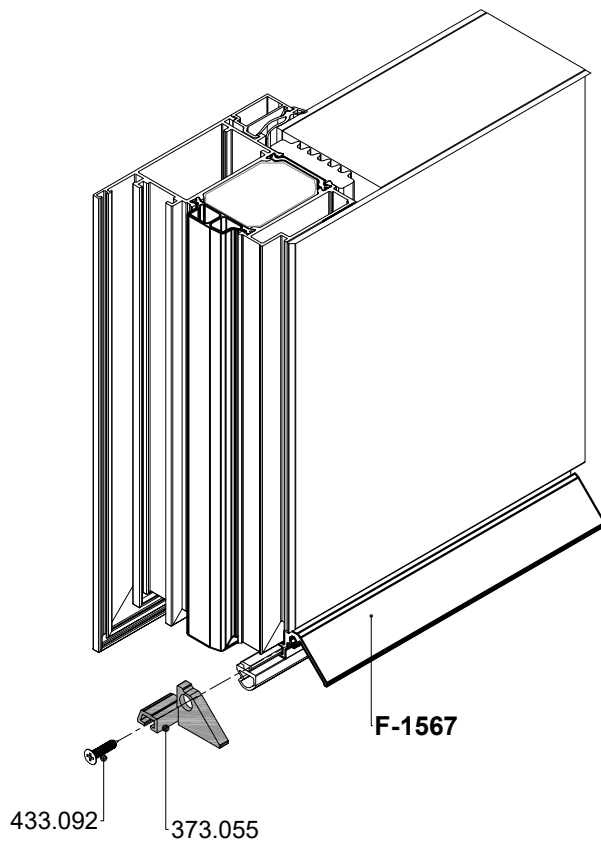
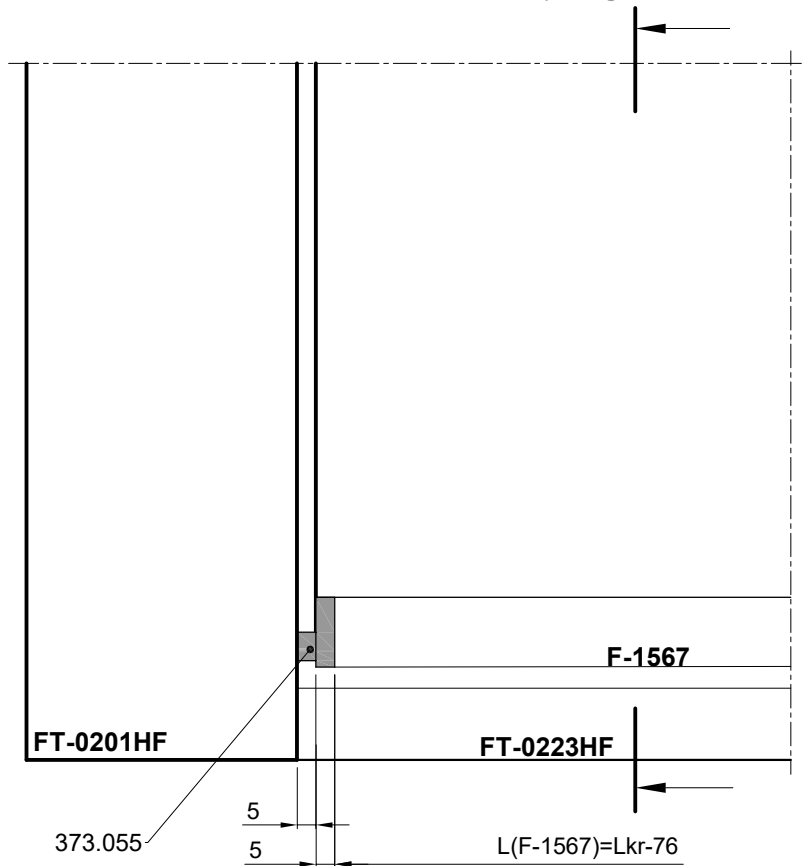
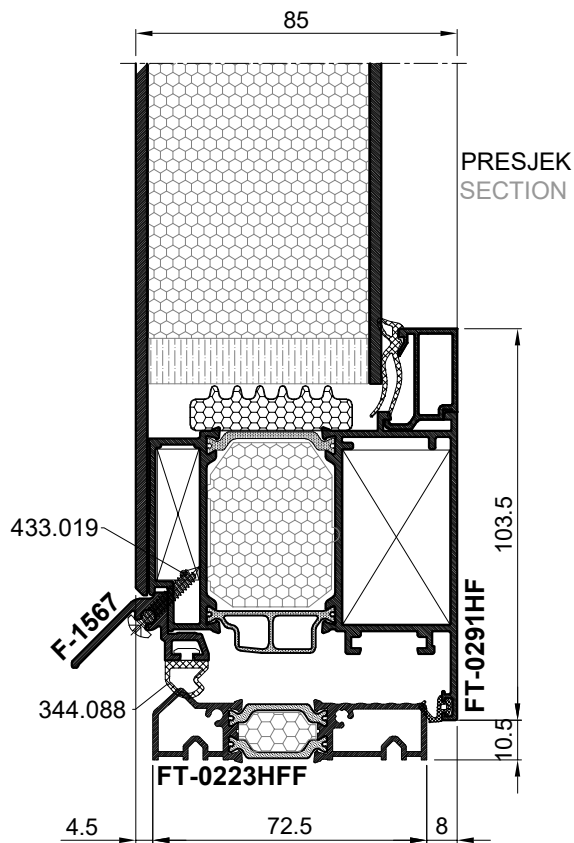


Napomena: Prikaz ugradnje primjenjiv je i na profile krila FT-0230HF, FT-0291HF, FT-0244HF i FT-0246HF.

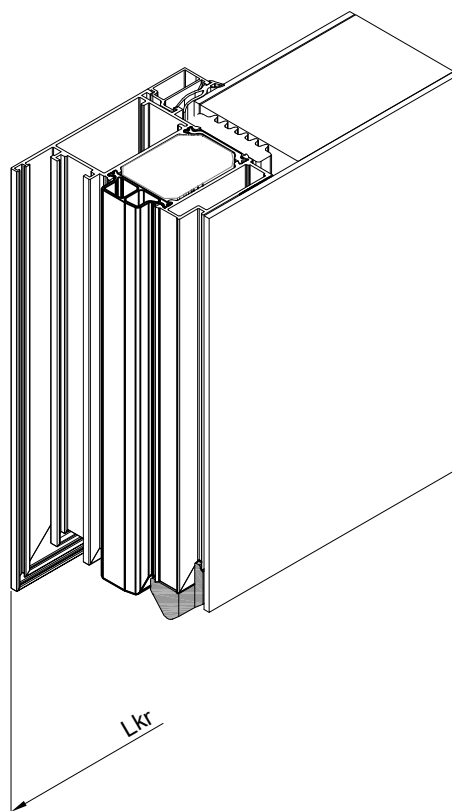
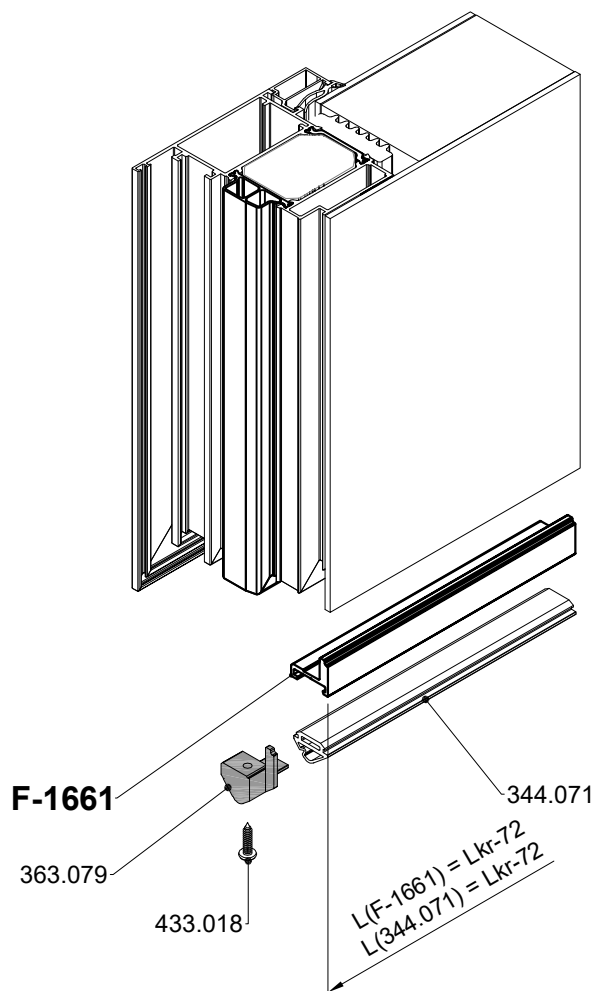
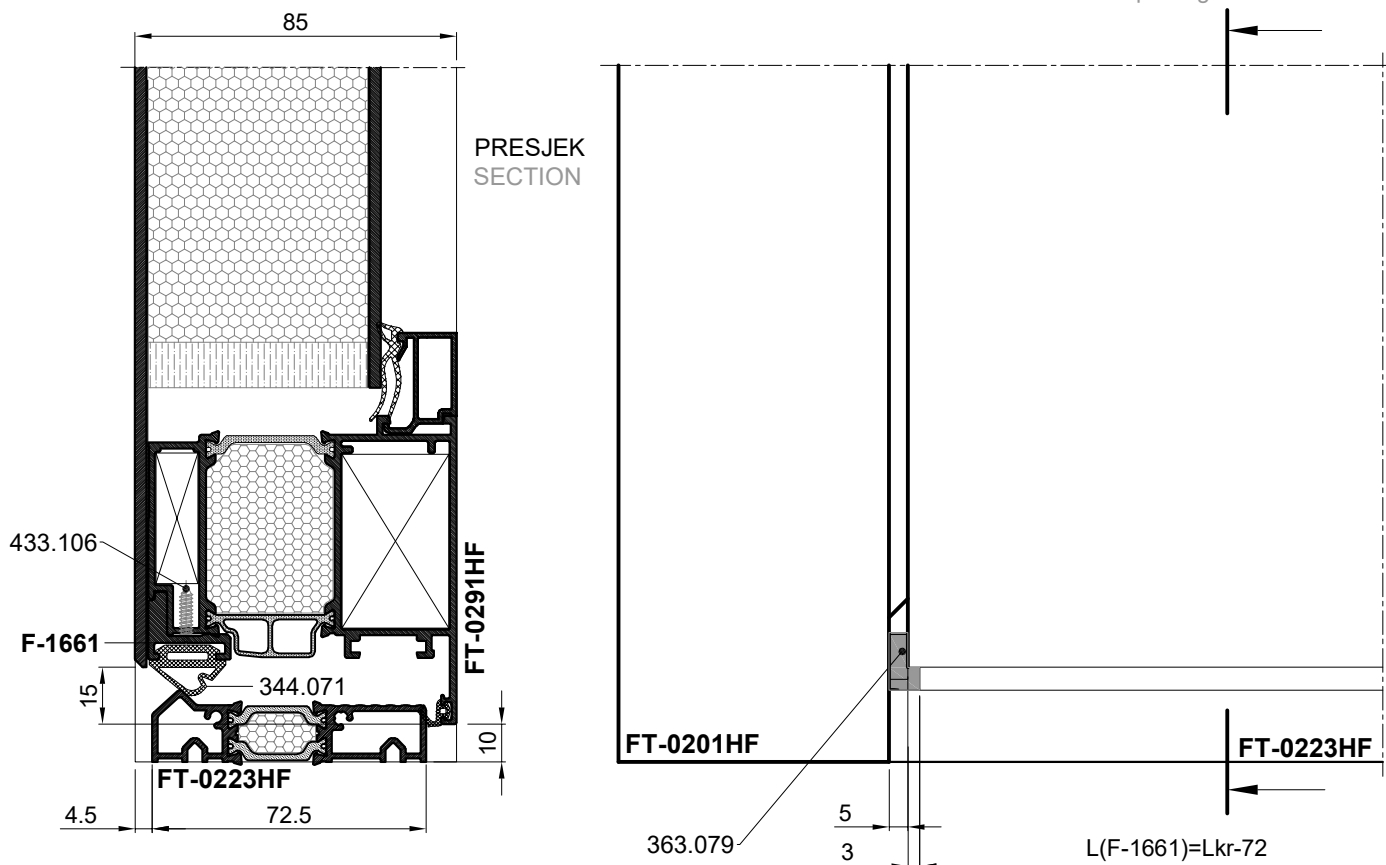
UGRADNJA PROFILA F-1567 U KRILO VRATA FT-0294HF SA UMETKOM 373.055-otvaranje unutra  
MOUNTING PROFILE F-1567 IN SASHF DOOR FT-0294HF WITHF INSERT 373.055-opening inside



UGRADNJA PROFILA F-1567 U KRILO VRATA FT-0291HF SA UMETKOM 373.055-otvaranje unutra  
MOUNTING PROFILE F-1567 IN SASH DOOR FT-0291HF WITH INSERT 373.055-opening inside

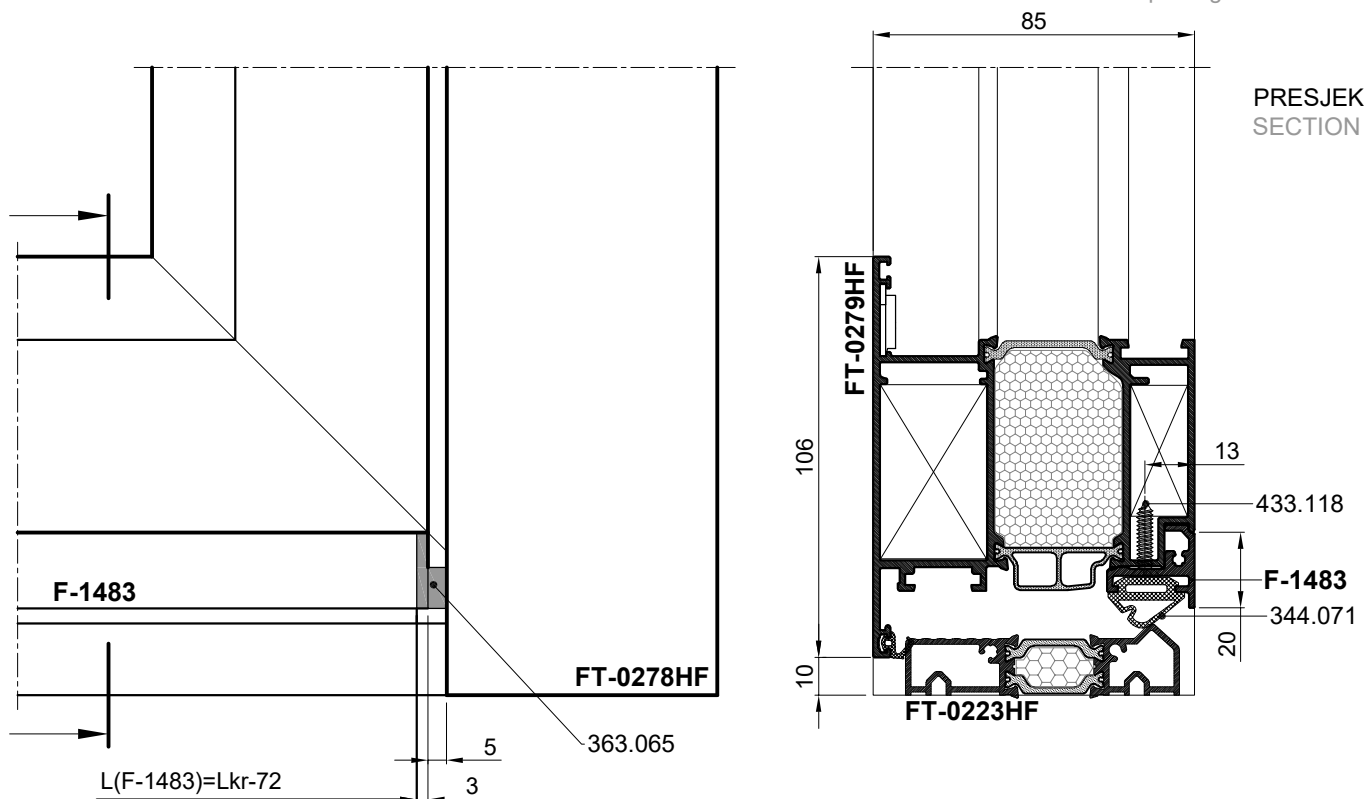


UGRADNJA PROFILA F-1661 U KRILO VRATA FT-0291HF SA UMETKOM 363.079-otvaranje unutra  
MOUNTING PROFILE F-1661 IN SASH/DOOR FT-0291HF WITH INSERT 363.079-opening inside

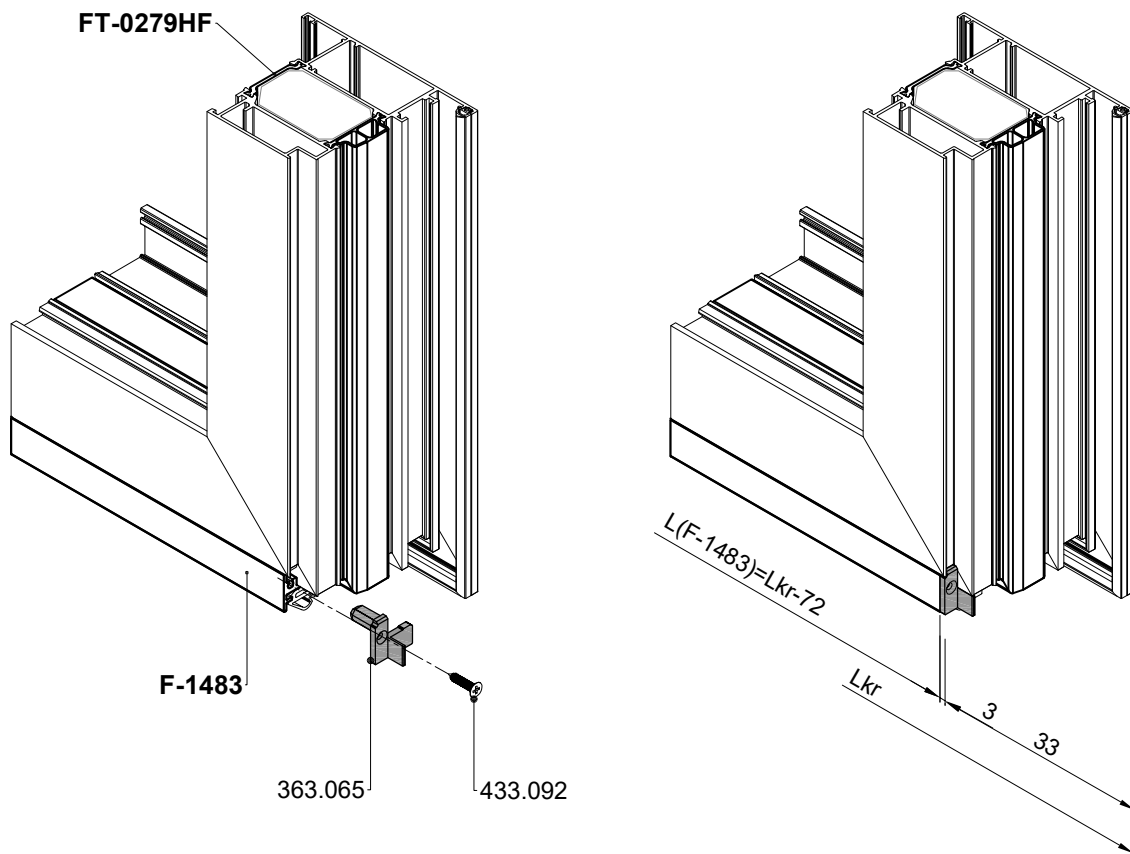




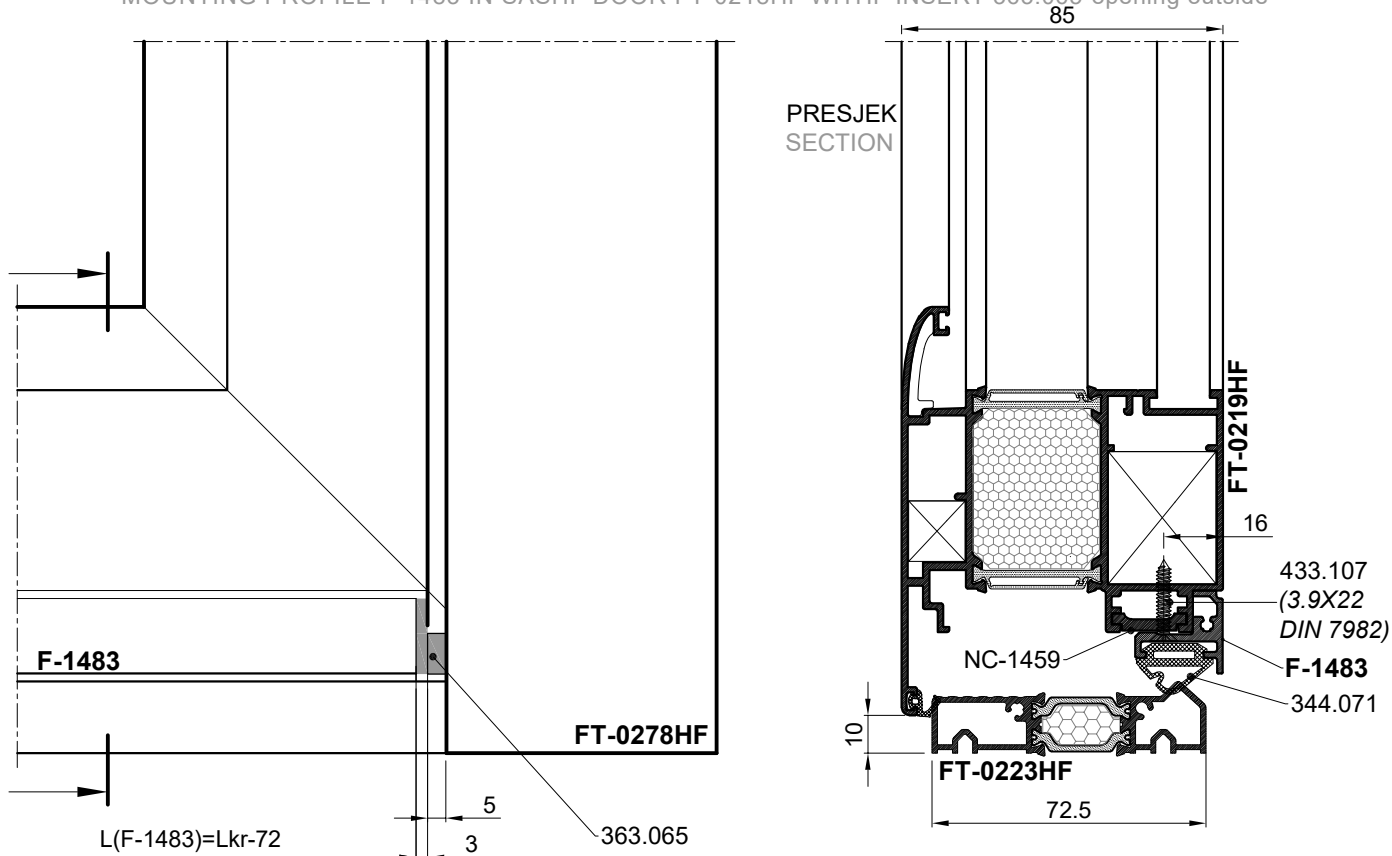
UGRADNJA PROFILA F-1483 U KRILO VRATA FT-0279HF SA UMETKOM 363.065-otvaranje vani  
MOUNTING PROFILE F-1483 IN SASH HF DOOR FT-0218HF WITHF INSERT 363.065-opening outside



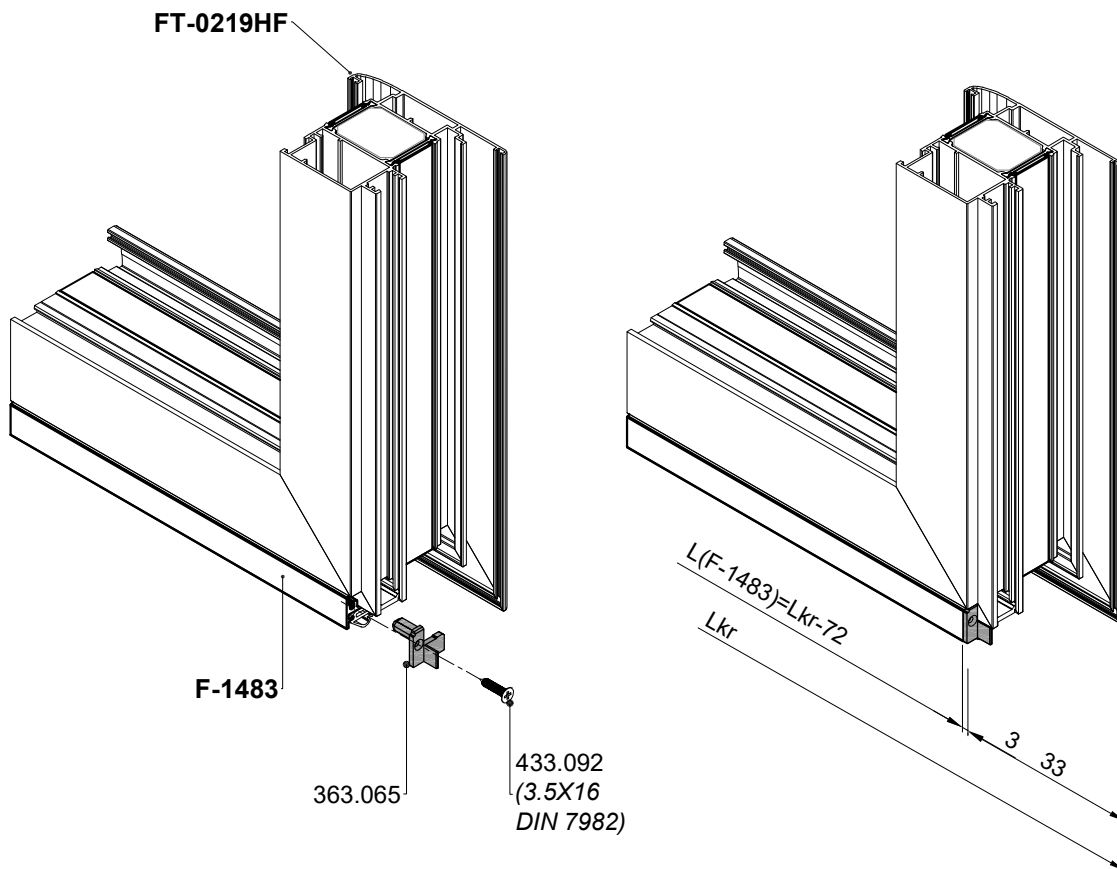
- Profil F-1483 se pila ravno  
Mjera pilanja L(F-1483) = Lkr-72
- The profile F-1483 is cut straight  
Cutting measure L(F-1483) = Lkr-72



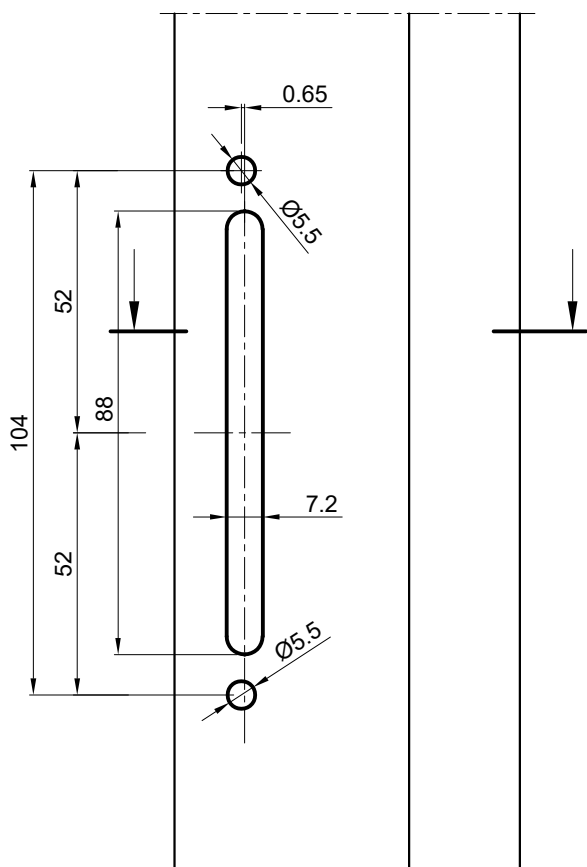
UGRADNJA PROFILA F-1483 U KRILO VRATA FT-0218HF SA UMETKOM 363.065-otvaranje vani  
MOUNTING PROFILE F-1483 IN SASH DOOR FT-0218HF WITHF INSERT 363.065-opening outside



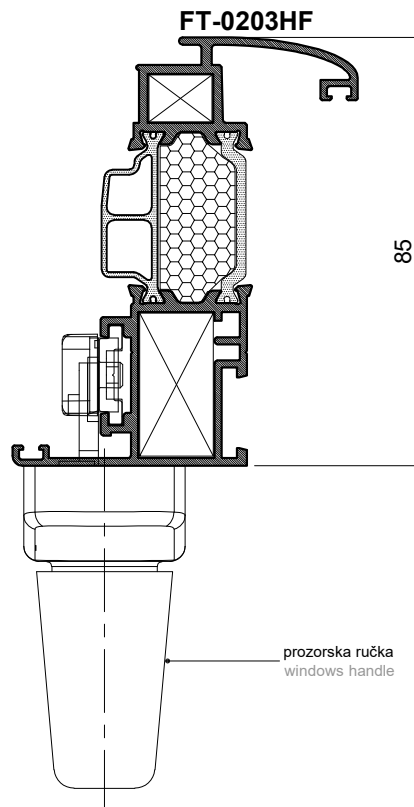
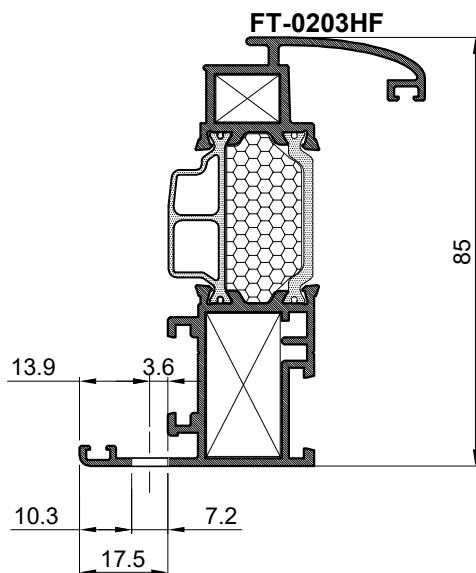
- Profil F-1483 se pila ravno  
Mjera pilanja  $L(F-1483) = Lkr-72$
- The profile F-1483 is cut straight  
Cutting measure  $L(F-1483) = Lkr-72$



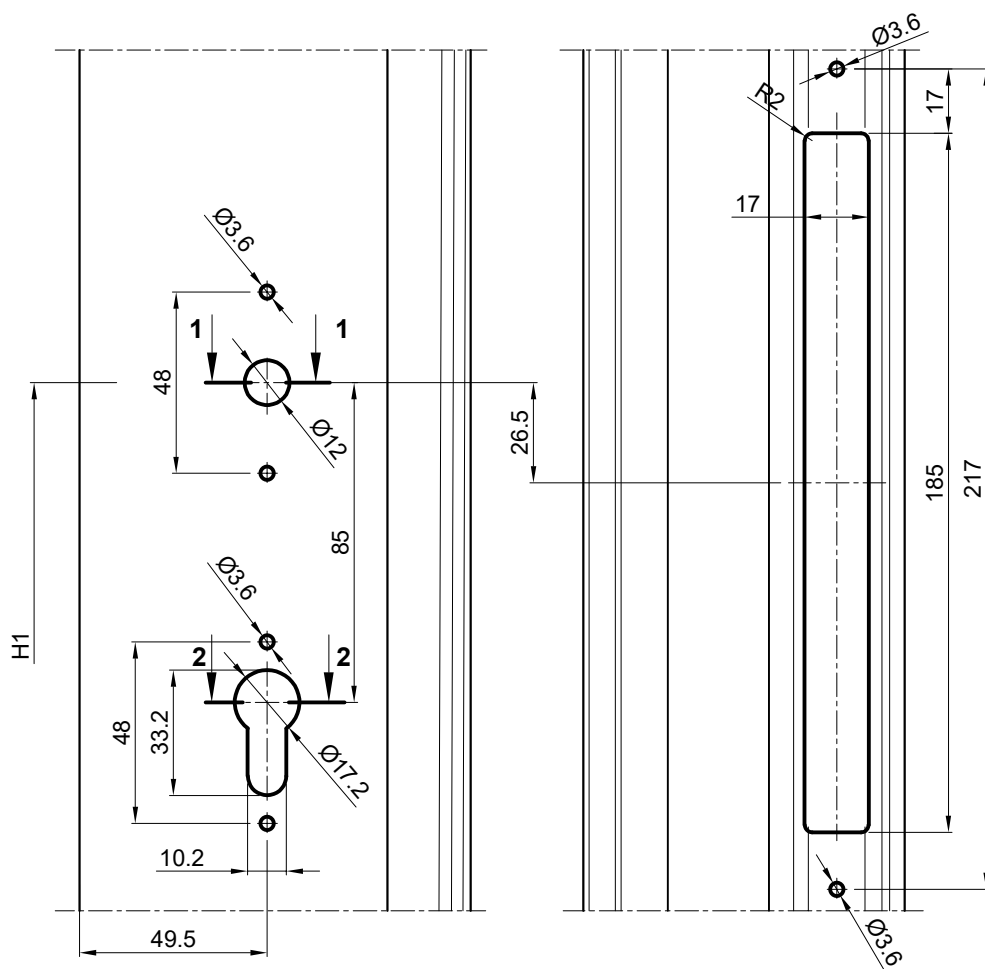
OBRADA PROZORSKOG PROFILA KRILA ZA UGRADNJU RUČKE  
PROCESSING OF WINDOW SASH PROFILE FOR HADNLE MONTAGE



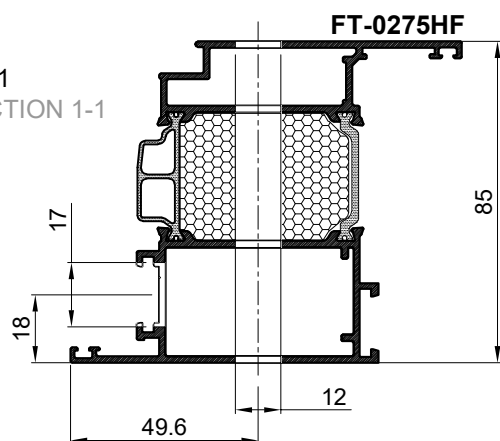
- Za zaokretno i otklopno-zaokretno otvaranje
- Obrada je ista za sve profile krila prozora
- For turn and tilt&turn opening
- Processing is the same for all sash window profiles



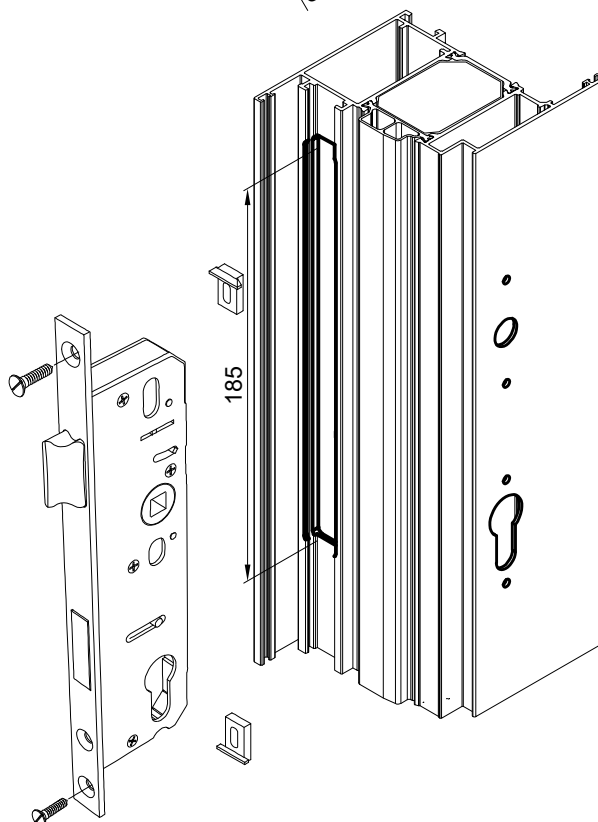
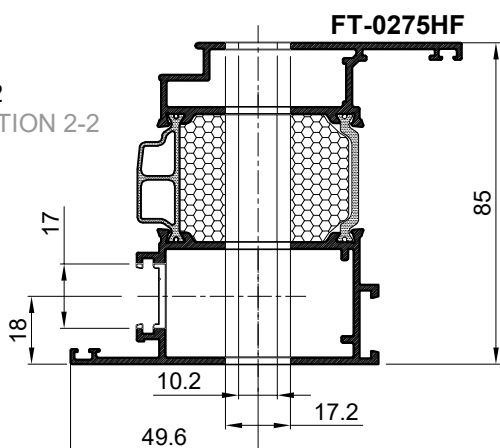
OBRADA PROFILA KRILA VRATA (otvaranje unutra) ZA BRAVU 124.001 I RUČKU  
PROCESSING OF DOOR SASH PROFILE (inside opening) FOR LOCK 124.001 AND HANDLE



PRESJEK 1-1  
CROSS-SECTION 1-1



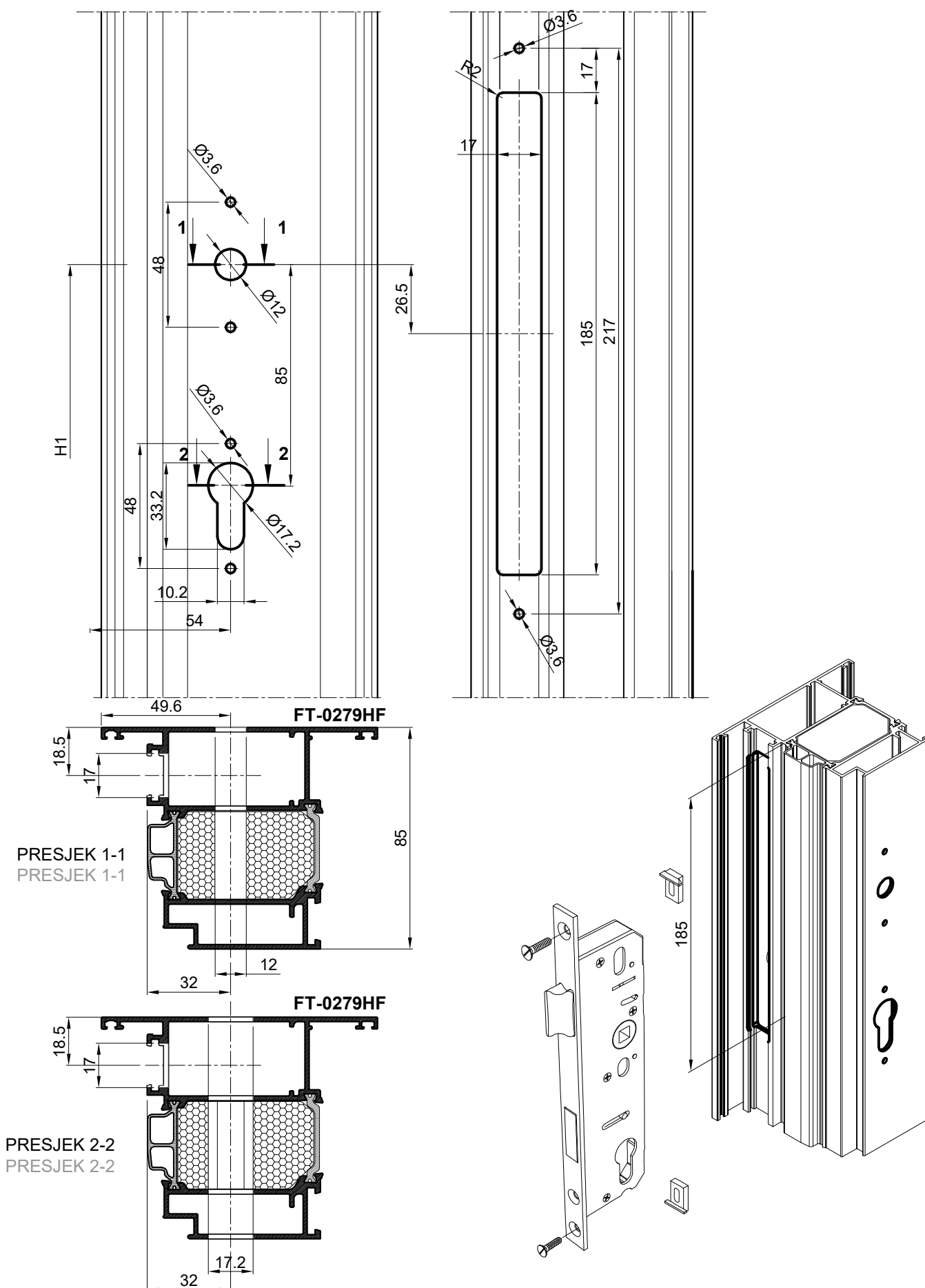
PRESJEK 2-2  
CROSS-SECTION 2-2



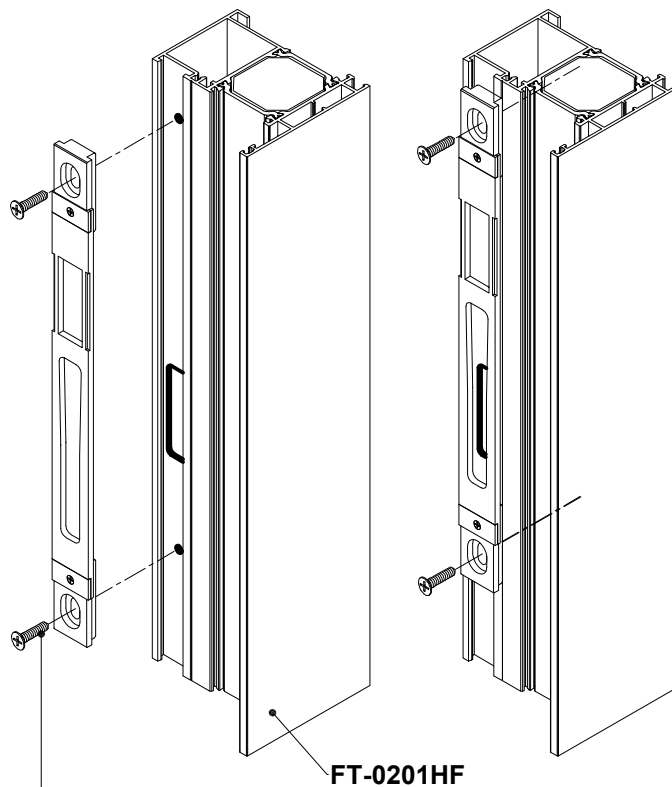
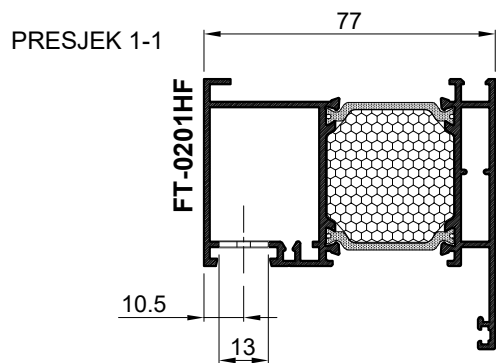
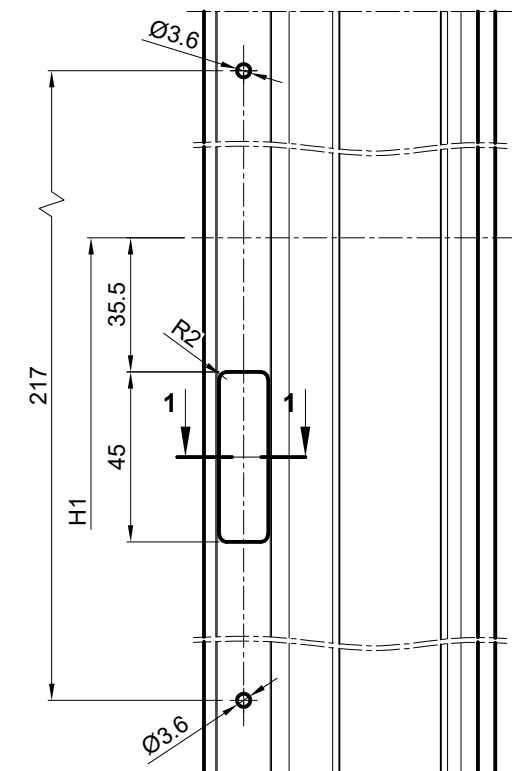


OBRADA PROFILA KRILA VRATA (otvaranje vani) ZA BRAVU 124.001 I RUČKU

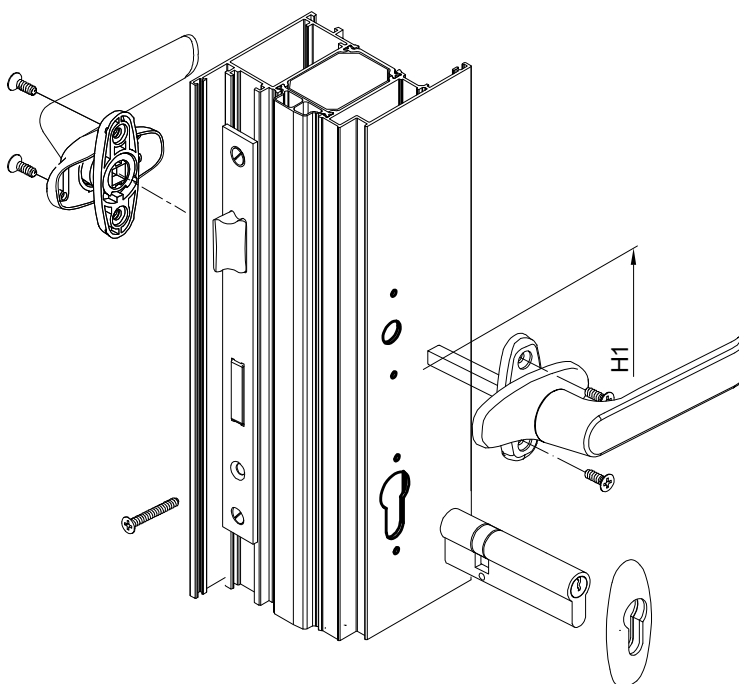
PROCESSING OF DOOR SASH PROFILE (inside opening) FOR LOCK 124.001 AND HANDLE



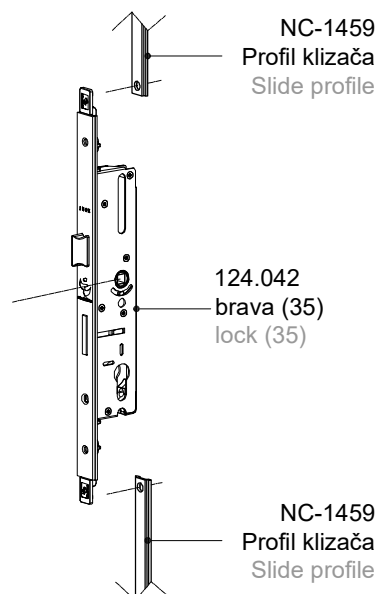
OBRADA PROFILA RAMA VRATA (otvaranje unutra) ZA PRIHVATNIK JEZIČKA BRAVE 124.003 (Stublina)  
PROCESSING OF DOOR FRAME PROFILE (inside opening) FOR LOCK LATCHBOLT ACCEPTOR 124.003 (St.)



124.003  
prihvatnik jezička brave  
lock latchbolt acceptor

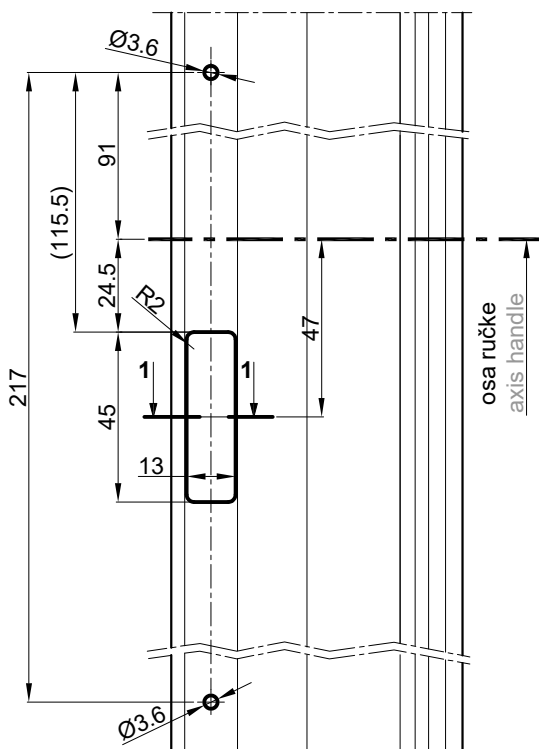



OBRADA PROFILA KRILA VRATA (otvaranje unutra) ZA BRAVU 124.042 I RUČKU 104.015 (Stublina)  
PROCESSING OF DOOR LEAF PROFILE (inwards opening) FOR LOCK 124.042 AND HANDLE 104.015 (Stublina)

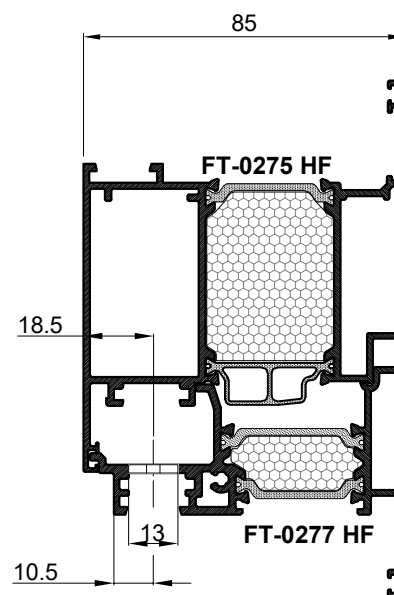
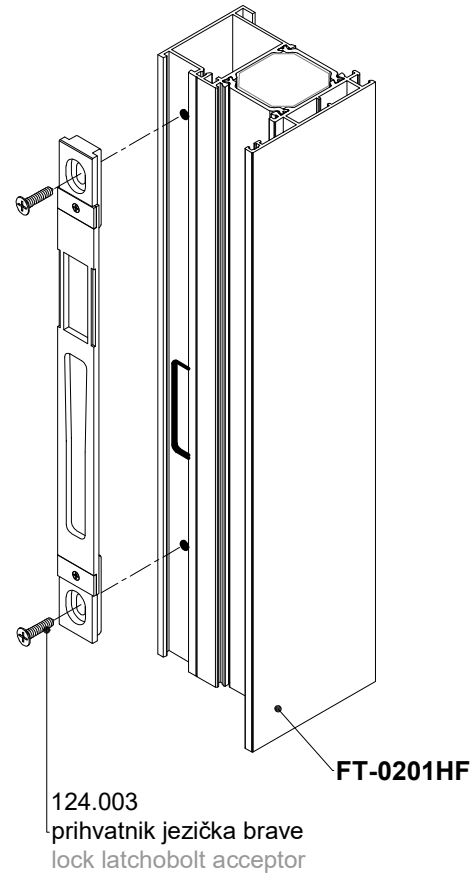
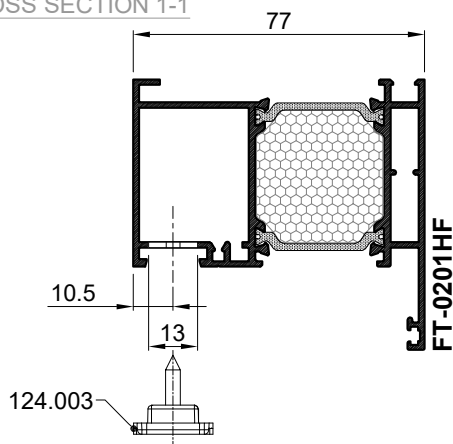




OBRADA PROFILA RAMA VRATA I PROFILA KOMBATUTE (otvaranje unutra) ZA PRIHVATNIK JEZIČKA BRAVE  
124.003 (Stublina) - ZA BRAVU 124.042  
PROCESSING OF DOOR FRAME AND FLAYING MULLION PROFILE (inwards opening) FOR LOCK LATCHBOLT  
ACCEPTOR 124.003 (Stublina) - FOR LOCK 124.042

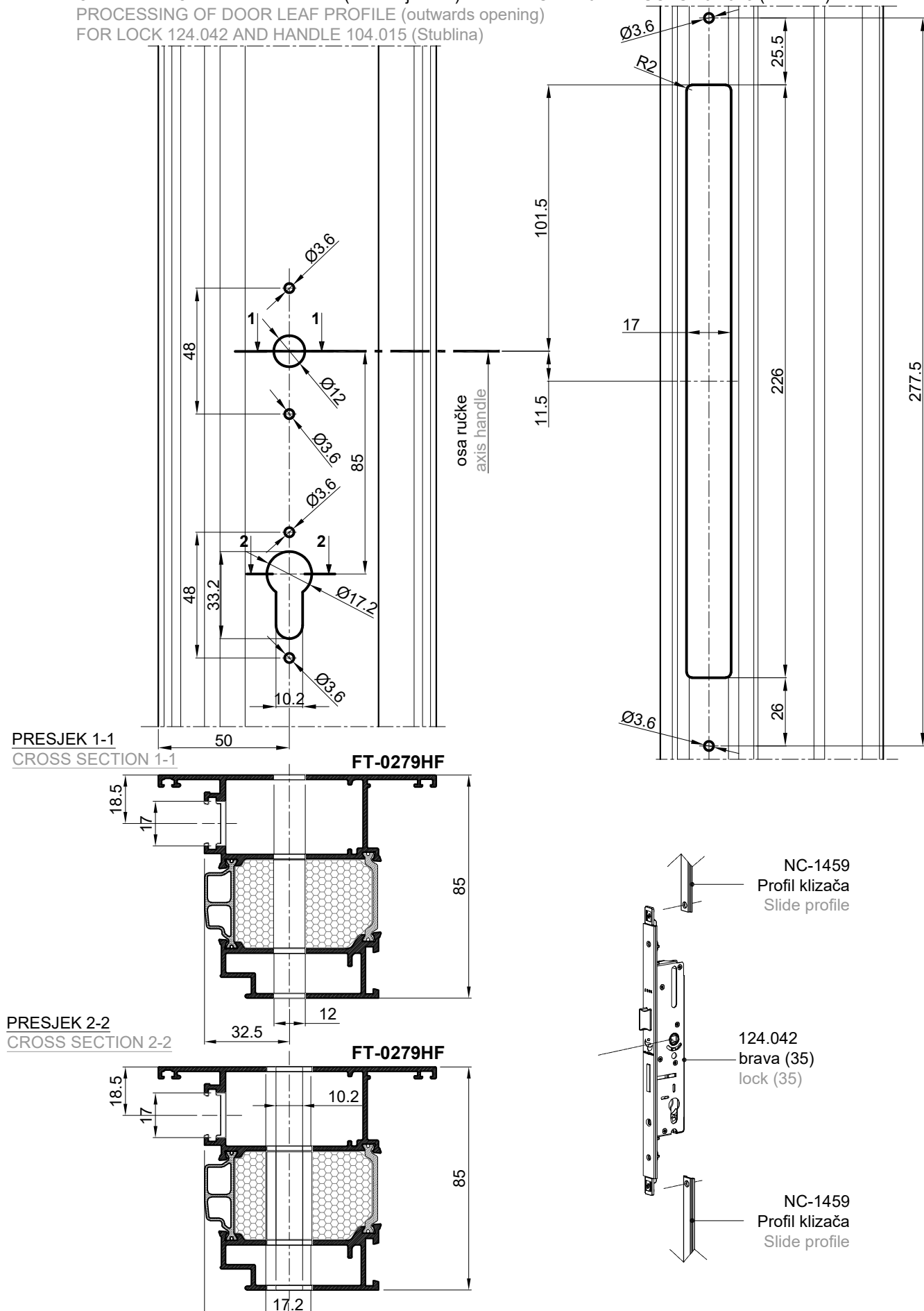


PRESJEK 1-1  
CROSS SECTION 1-1



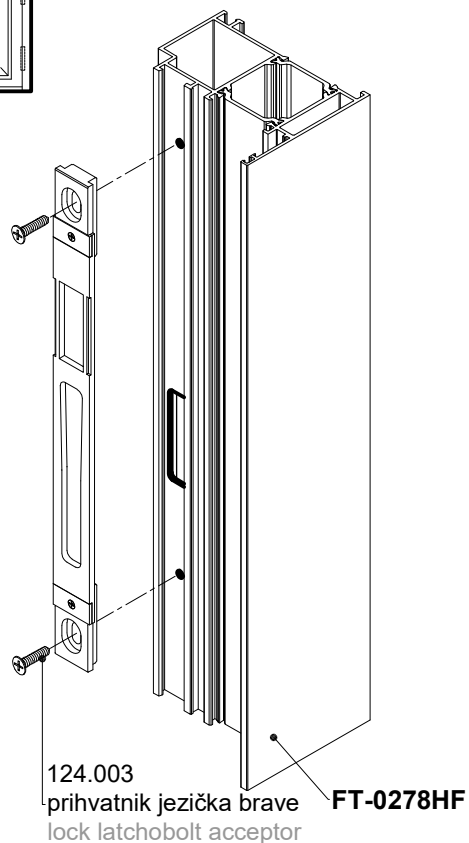
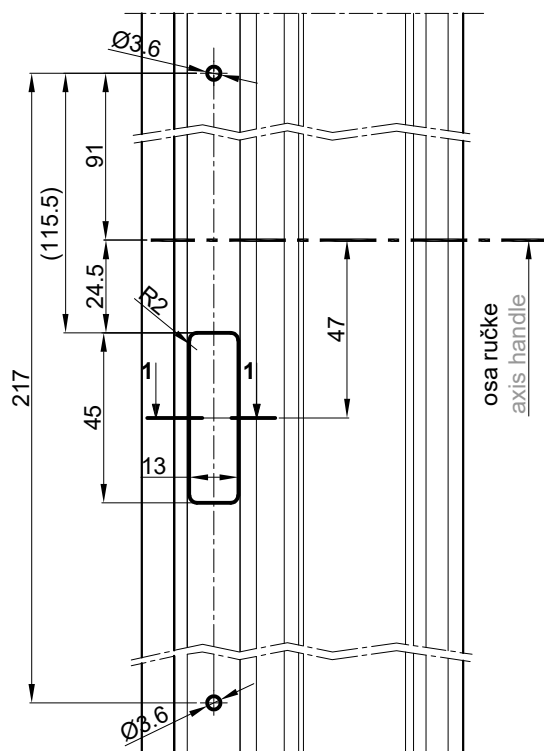

OBRADA PROFILA KRILA VRATA (otvaranje vani) ZA BRAVU 124.042 I RUČKU 104.015 (Stublina)  
 PROCESSING OF DOOR LEAF PROFILE (outwards opening)  
 FOR LOCK 124.042 AND HANDLE 104.015 (Stublina)

Technical drawing of a door leaf profile cross-section. It shows a hole with a diameter of  $\varnothing 3.6$  and a dimension of 5 mm.

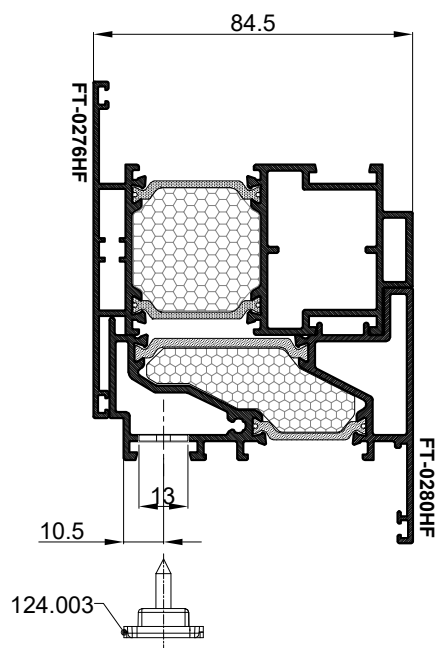
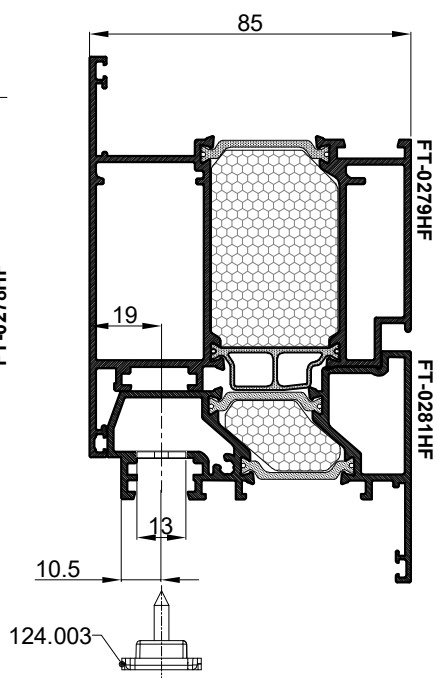
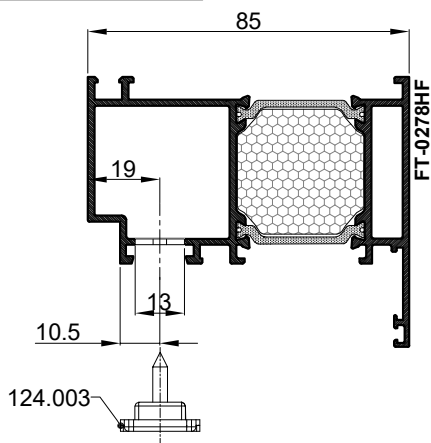


OBRADA PROFILA RAMA VRATA I PROFILA KOMBATUTE (otvaranje vani) ZA PRIHVATNIK JEZIČKA BRAVE  
124.003 (Stublina) - ZA BRAVU 124.042

PROCESSING OF DOOR FRAME AND FLAYING MULLION PROFILE (outwards opening) FOR LOCK LATCHBOLT  
ACCEPTOR 124.003 (Stublina) - FOR LOCK 124.042

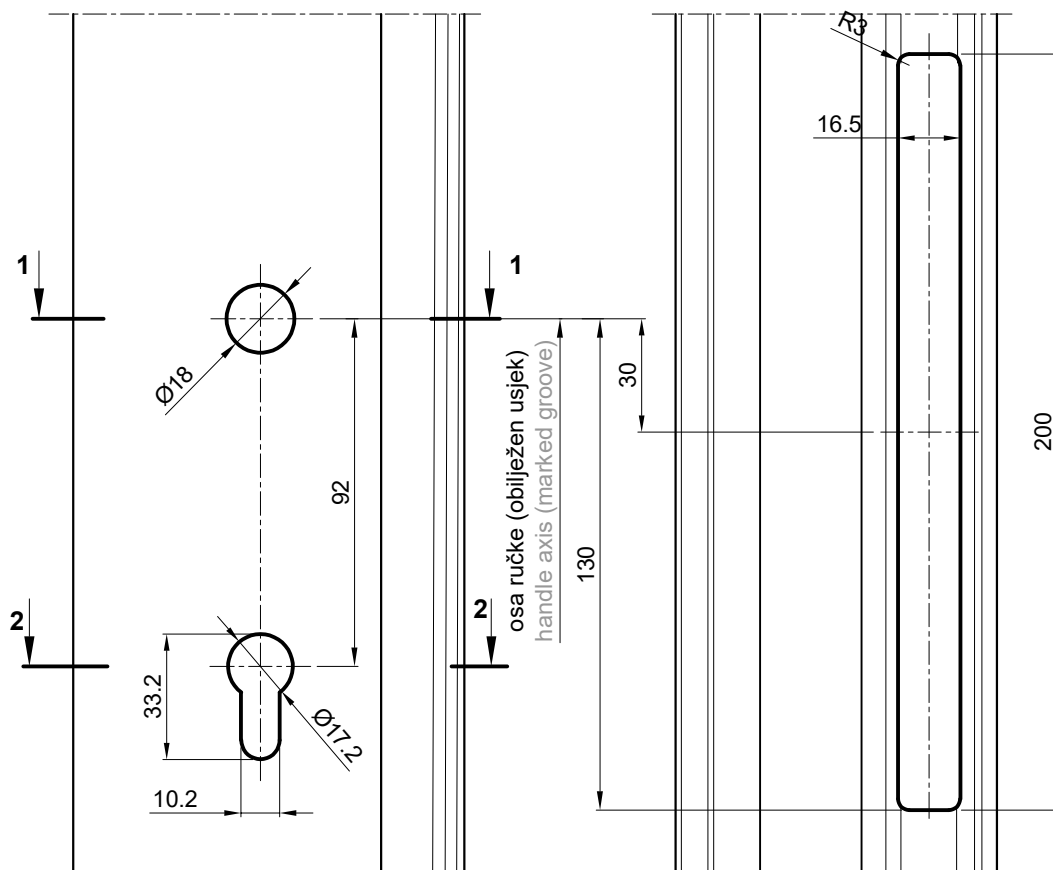


**PRESJEK 1-1**  
CROSS SECTION 1-1

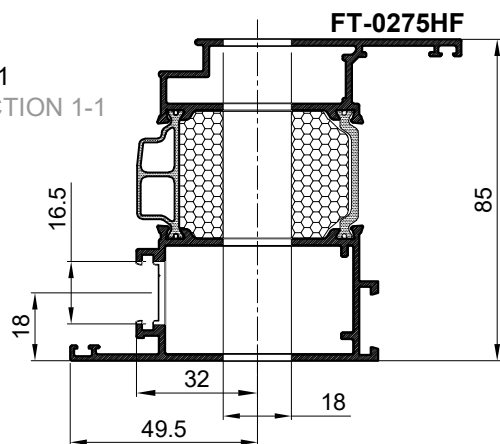




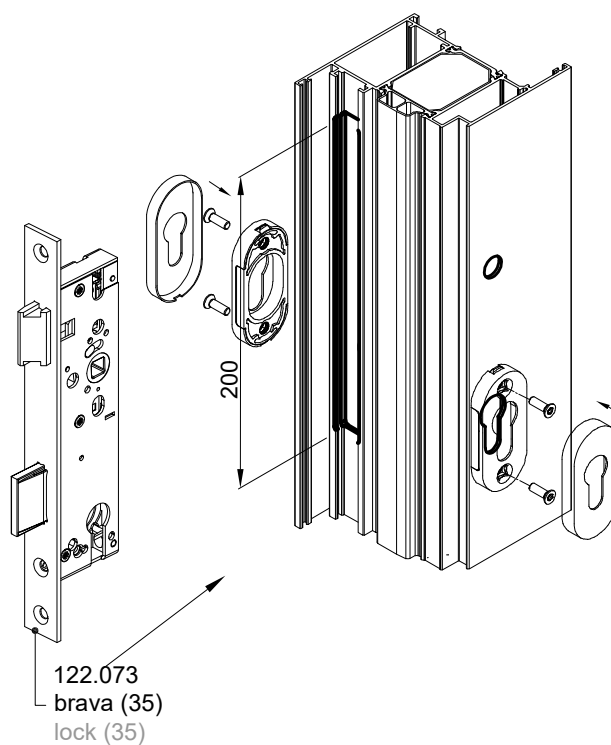
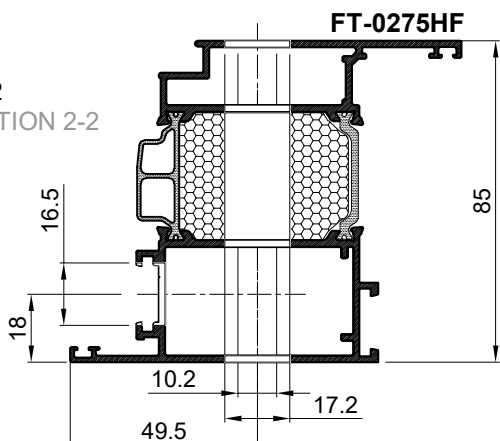
OBRADA PROFILA KRILA VRATA (otvaranje unutra) ZA BRAVU S JEZIČKOM 122.073 (GU-BKS) I RUČKU 102.028 (GU)  
PROCESSING OF DOOR LEAF PROFILE (inward opening) FOR LOCK WITH LATCHBOLT 122.073 (GU-BKS) AND HANDLE 102.028 (GU)



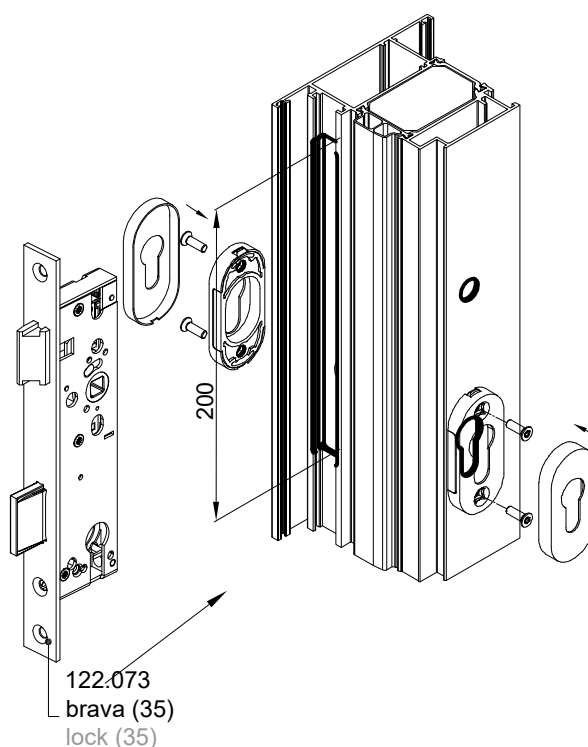
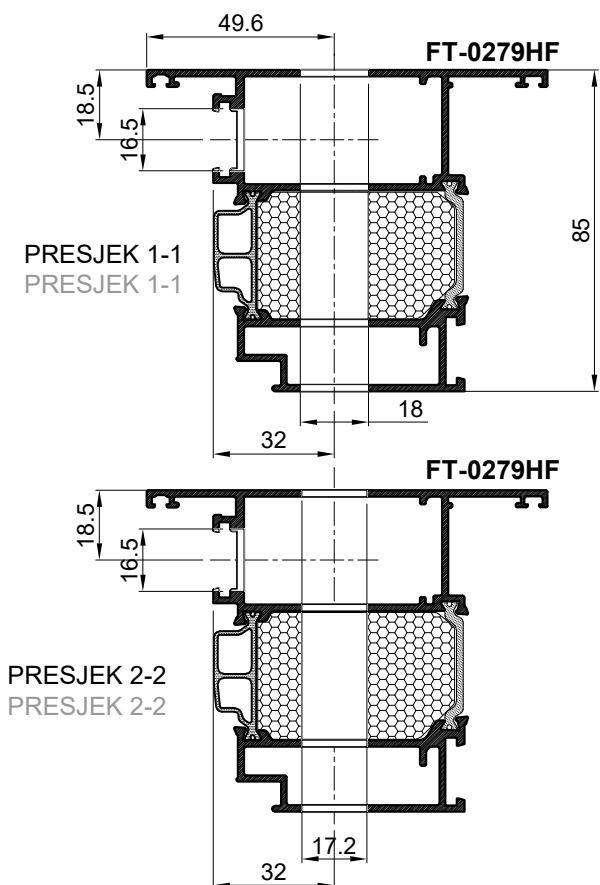
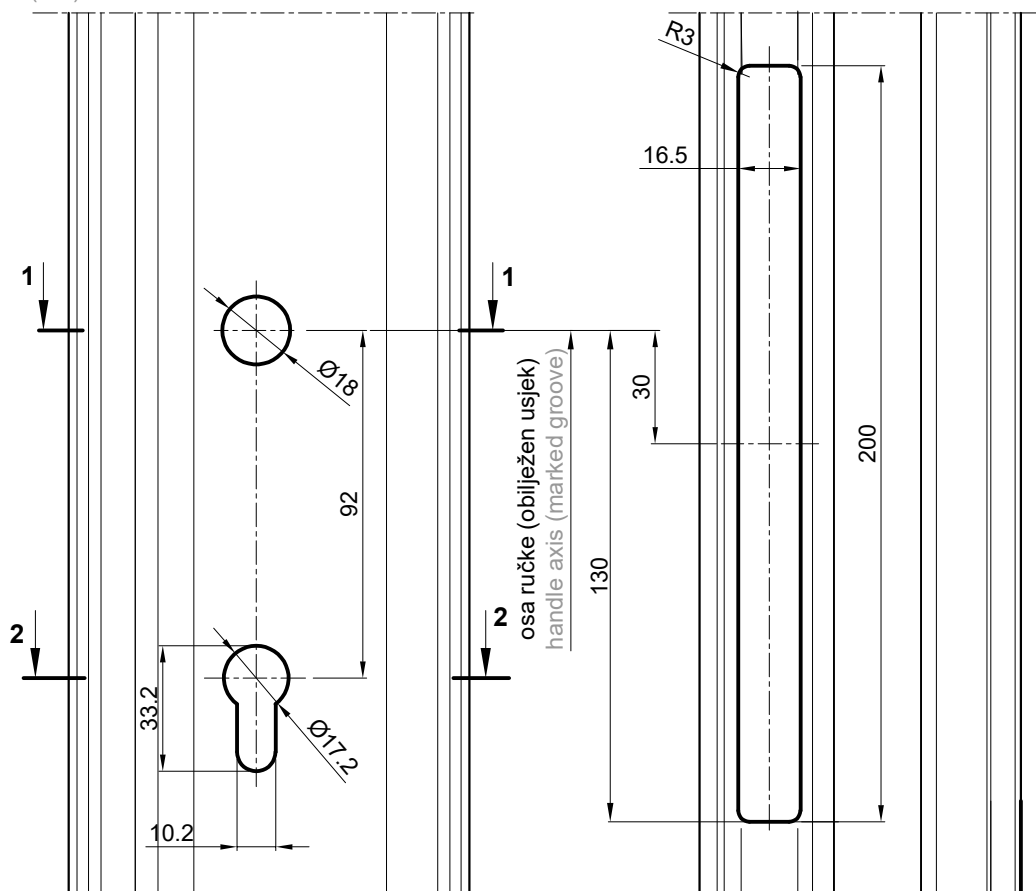
PRESJEK 1-1  
CROSS-SECTION 1-1



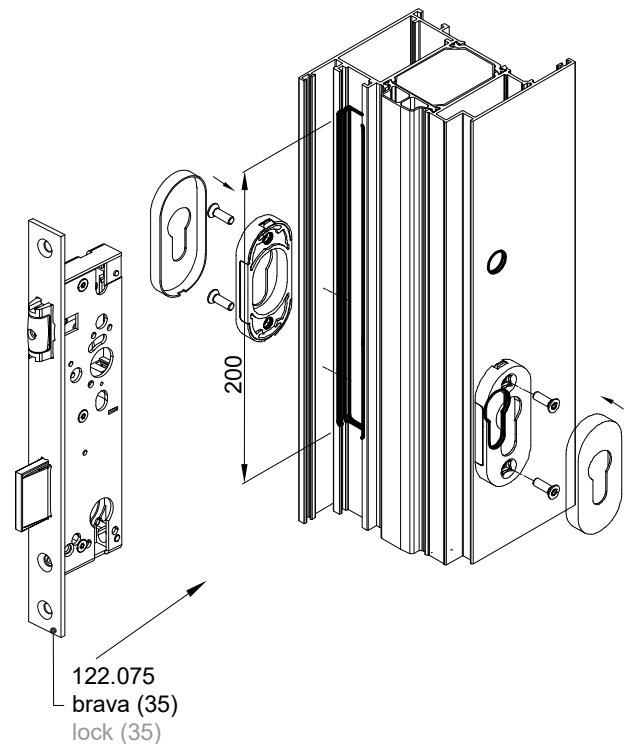
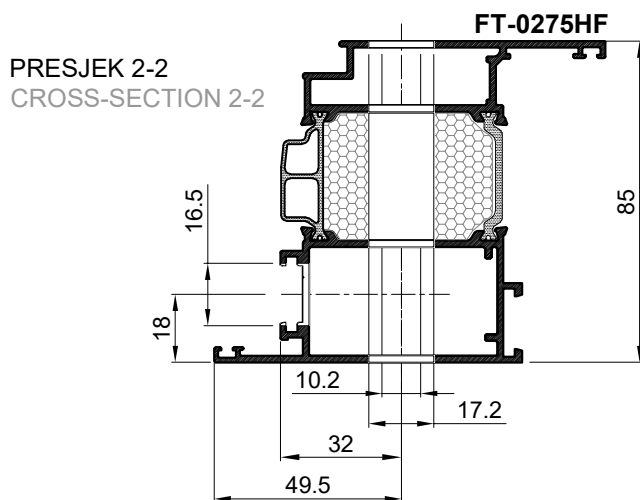
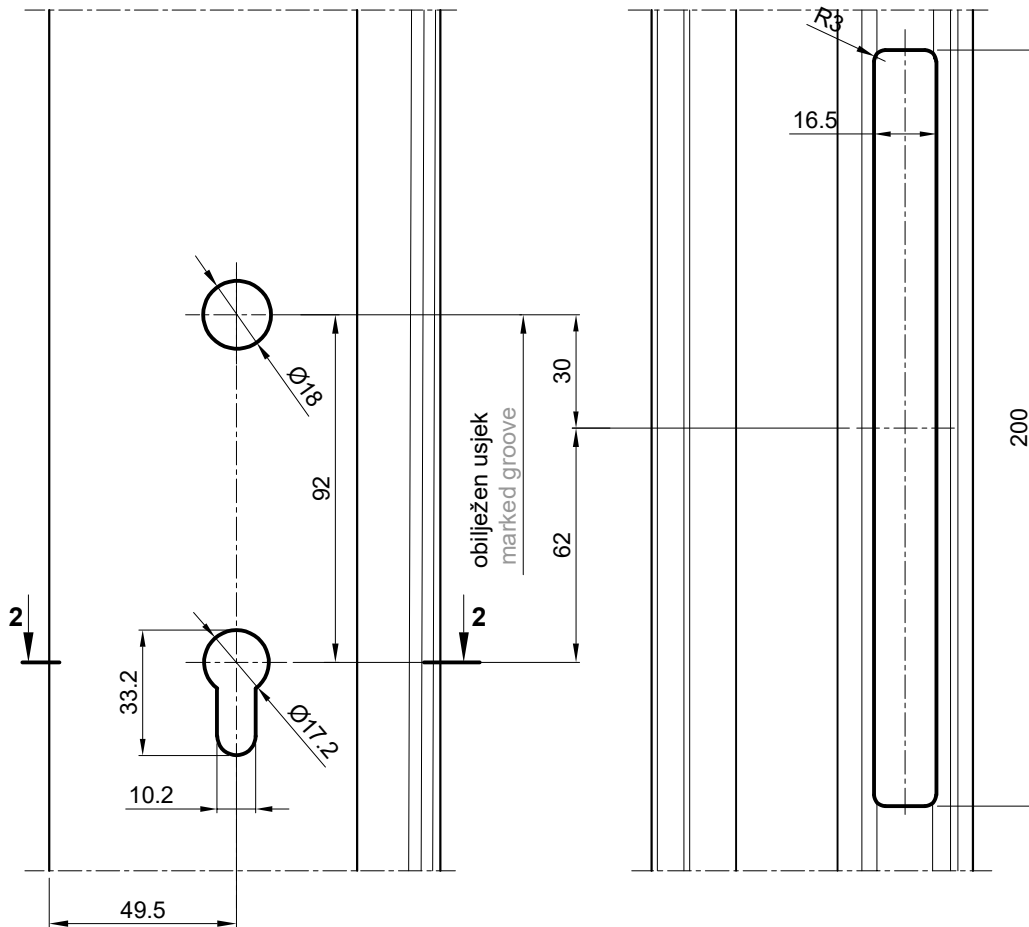
PRESJEK 2-2  
CROSS-SECTION 2-2



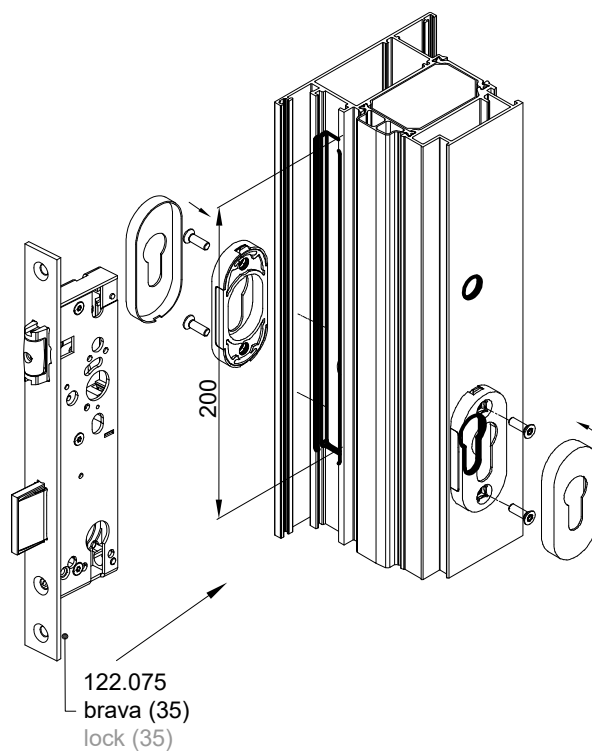
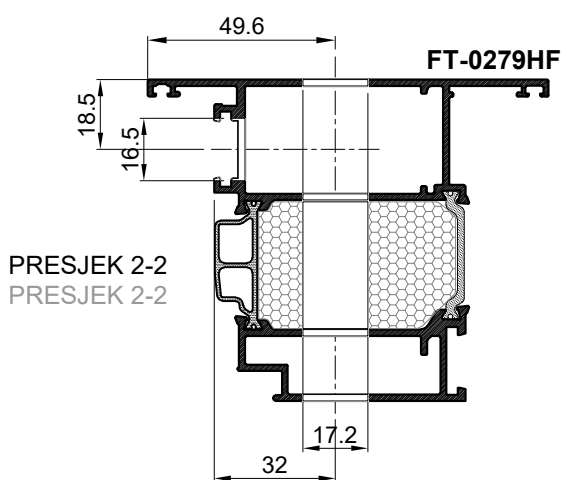
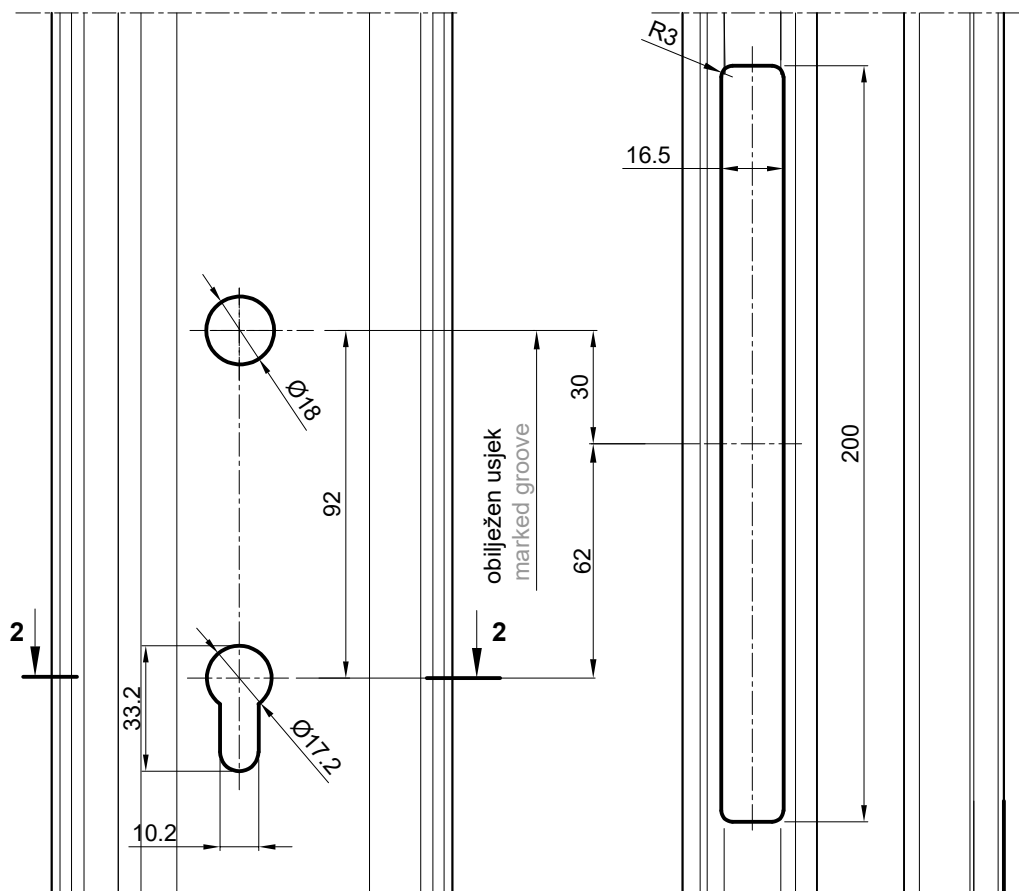
OBRADA PROFILA KRILA VRATA (otvaranje vani) ZA BRAVU S JEZIČKOM 122.073 (GU-BKS) I RUČKU 102.028 (GU)  
PROCESSING OF DOOR LEAF PROFILE (outward opening) FOR LOCK WITH LATCHBOLT 122.073 (GU-BKS) AND HANDLE 102.028 (GU)



OBRADA PROFILA KRILA VRATA (otvaranje unutra) ZA BRAVU S VALJKOM 122.075 (GU-BKS)  
PROCESSING OF DOOR LEAF PROFILE (inward opening) FOR ROLLER LATCH LOCK 122.075 (GU-BKS)

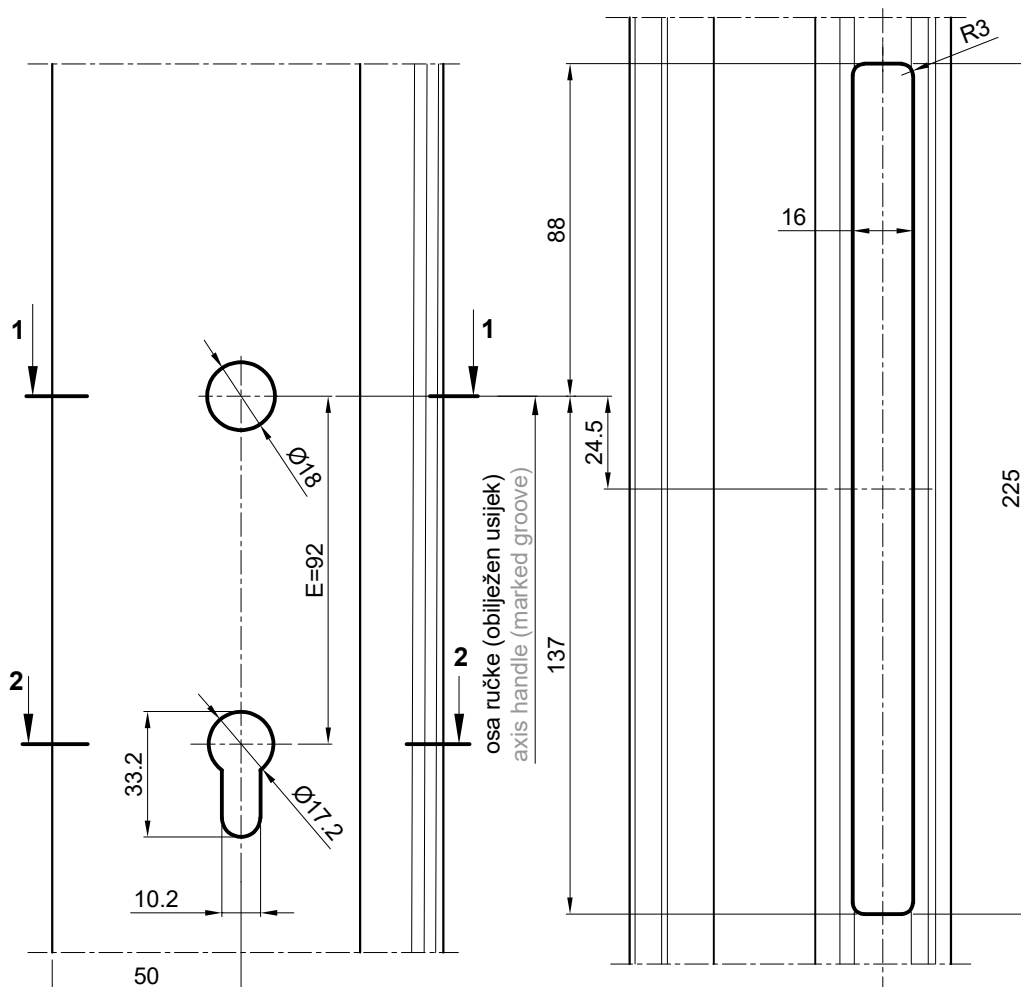


OBRADA PROFILA KRILA VRATA (otvaranje vani) ZA BRAVU S VALJKOM 122.075 (GU-BKS)  
PROCESSING OF DOOR LEAF PROFILE (outward opening) FOR ROLLER LATCH LOCK 122.075 (GU-BKS)

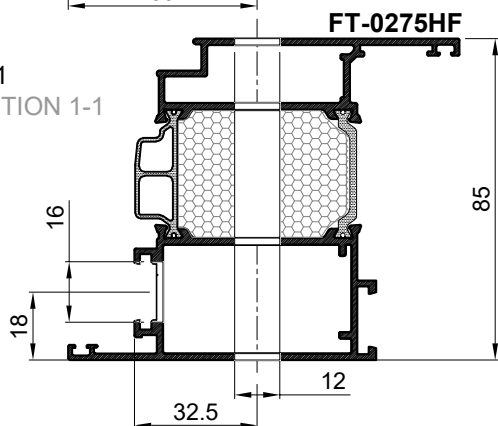




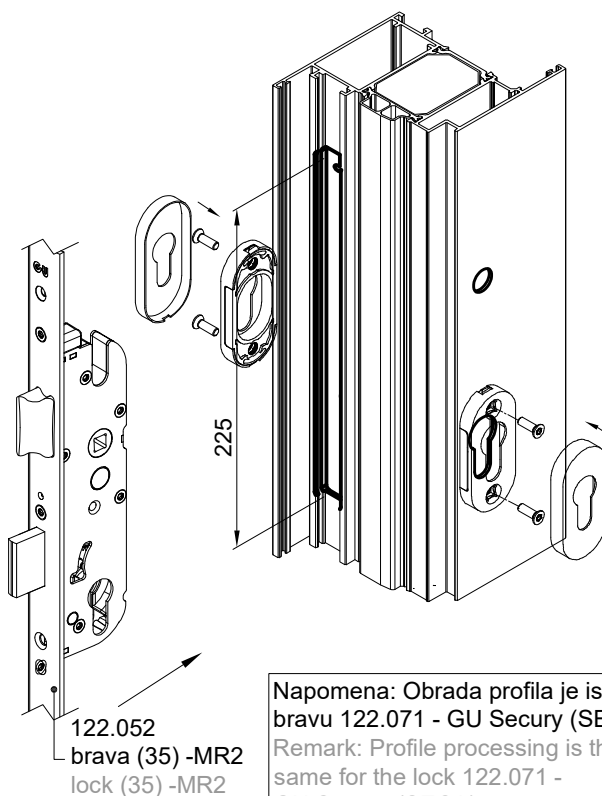
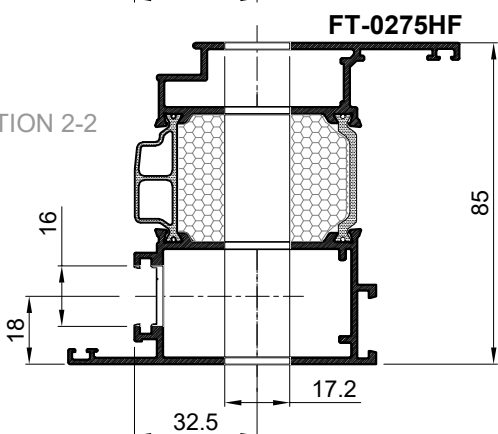
OBRADA PROFILA KRILA VRATA (otvaranje unutra) ZA KUTIJU BRAVE - 122.052 (GU Secury- MR2)  
PROCESSING OF DOOR LEAF PROFILE (inward opening) FOR LOCK CASE - 122.052 (GU Secury- MR2)



PRESJEK 1-1  
CROSS-SECTION 1-1

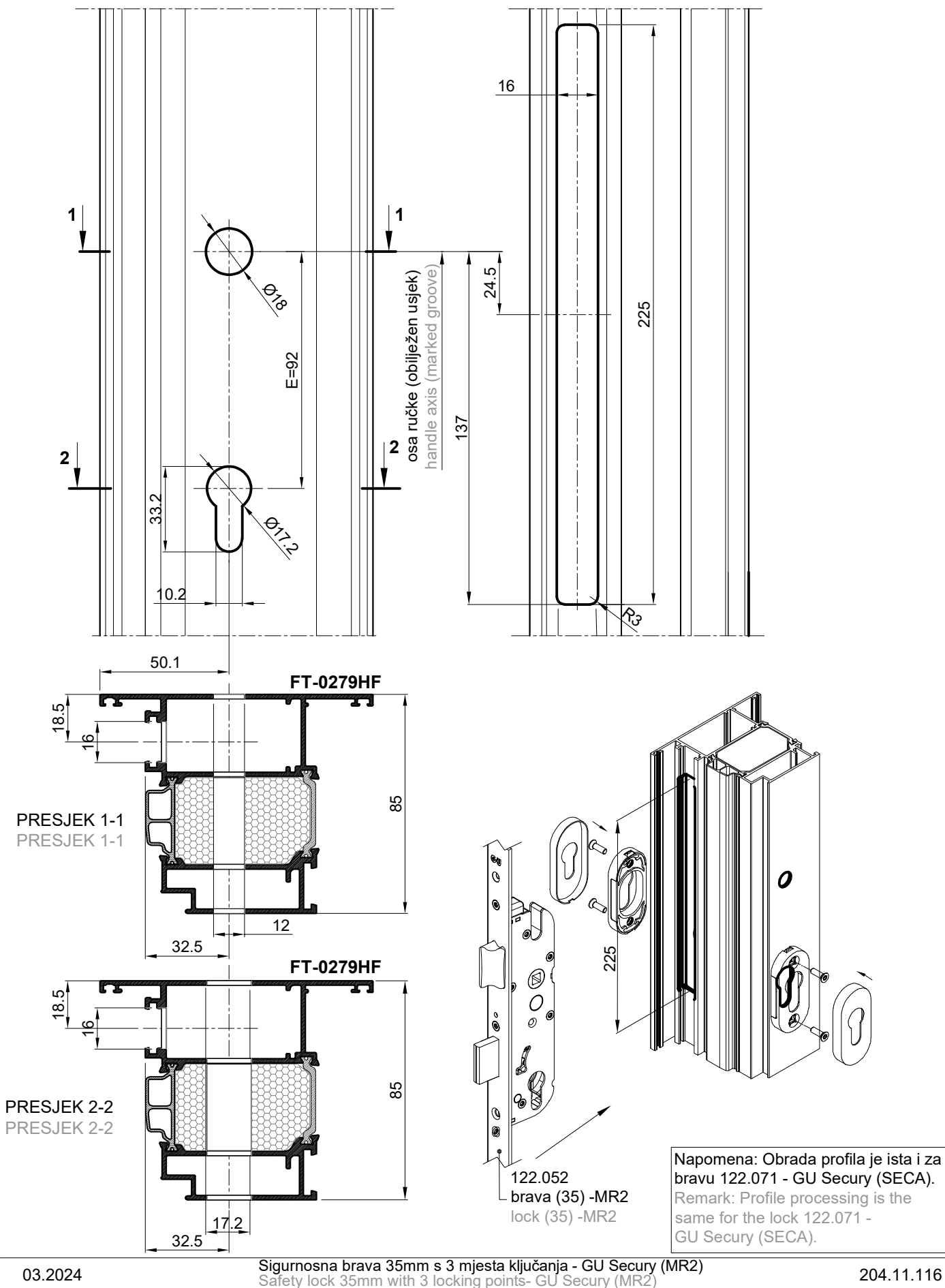


PRESJEK 2-2  
CROSS-SECTION 2-2

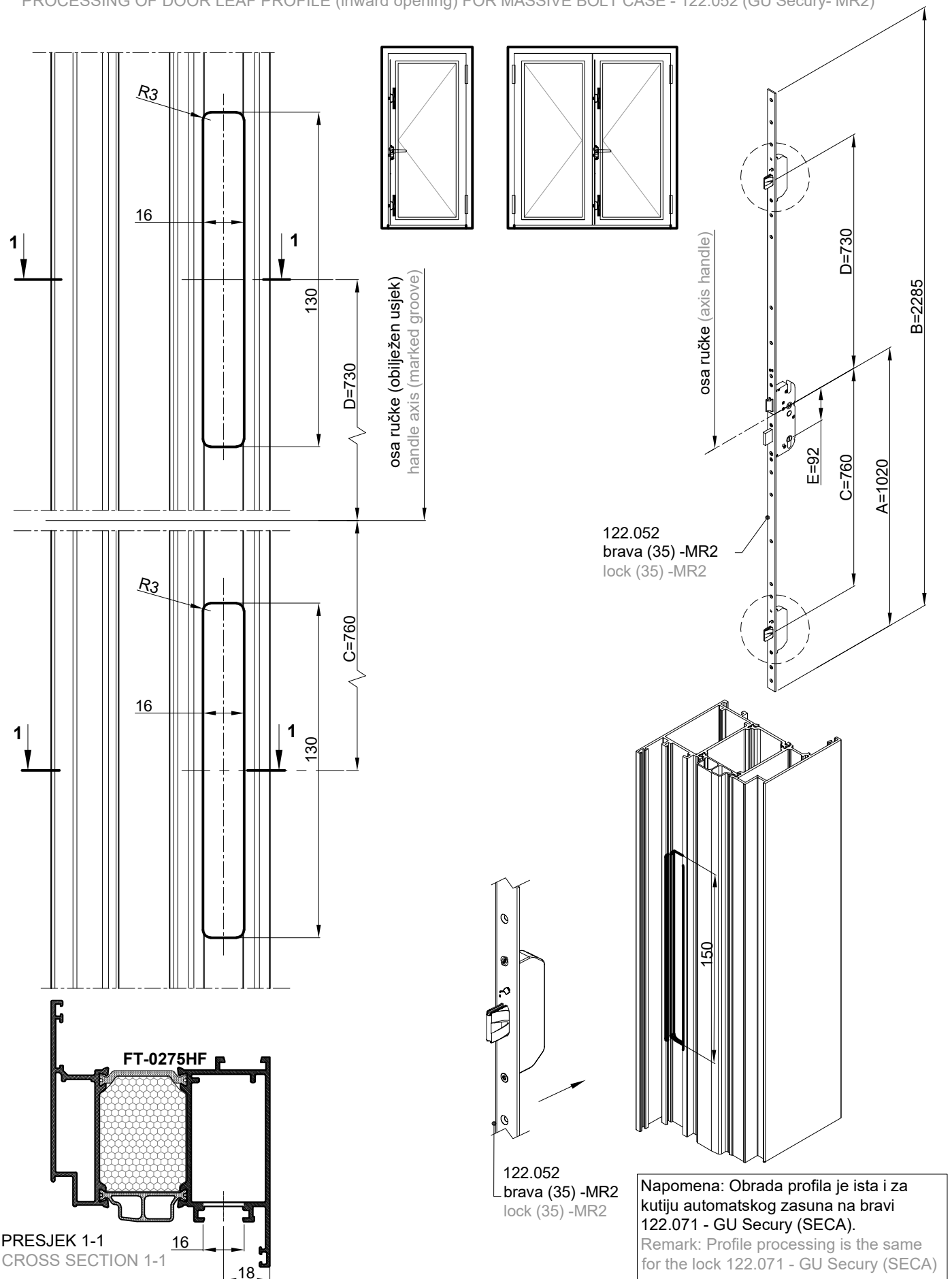


Napomena: Obrada profila je ista i za bravu 122.071 - GU Secury (SECA).  
Remark: Profile processing is the same for the lock 122.071 - GU Secury (SECA).

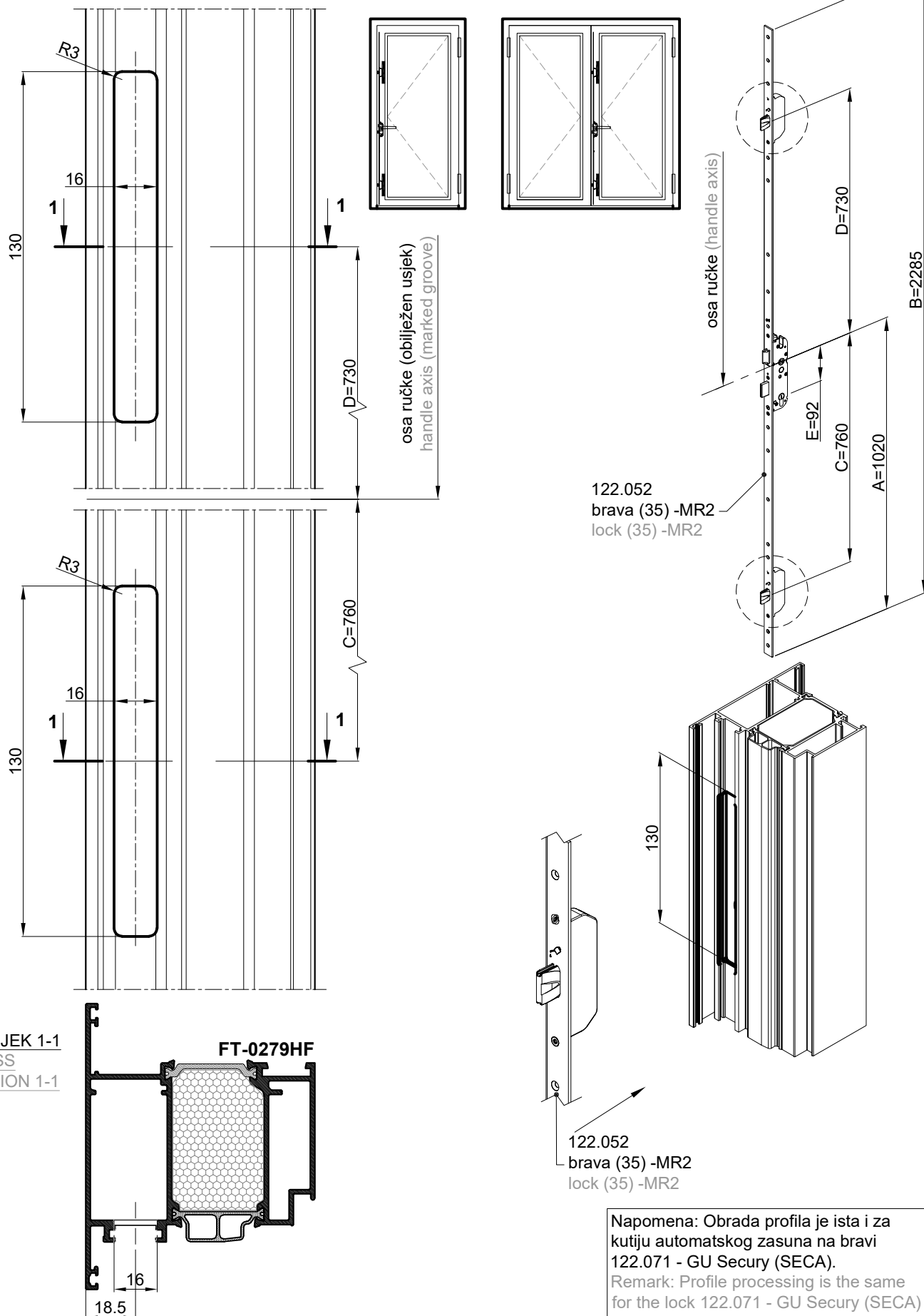
OBRADA PROFILA KRILA VRATA (otvaranje vani) ZA KUTIJU BRAVE - 122.052 (GU Secury- MR2)  
PROCESSING OF DOOR LEAF PROFILE (outward opening) FOR LOCK CASE - 122.052 (GU Secury- MR2)



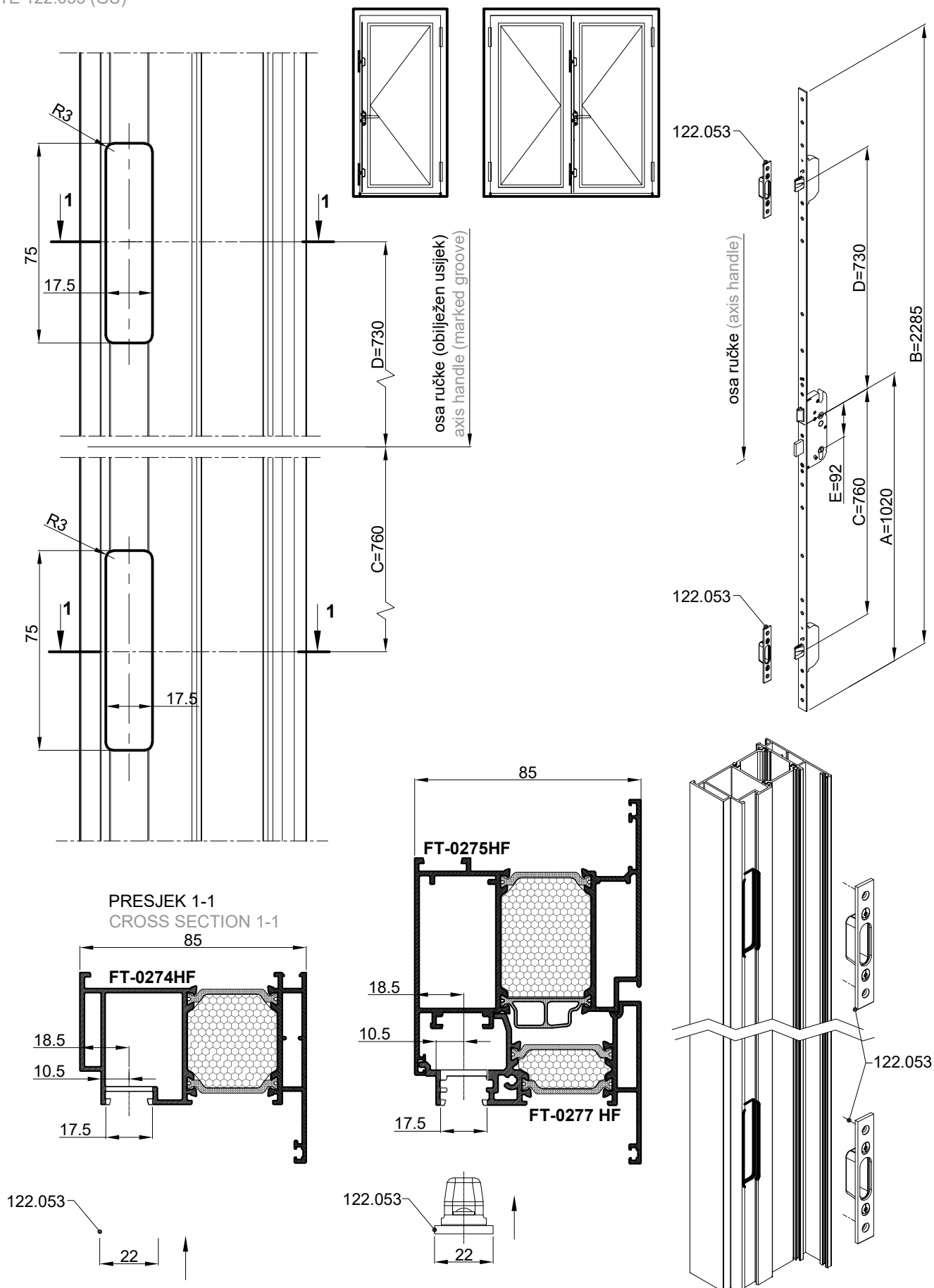
OBRADA PROFILA KRILA VRATA (otvaranje unutra) ZA KUTIJU MASIVNOG ZASUNA - 122.052 (GU Secury- MR2)  
PROCESSING OF DOOR LEAF PROFILE (inward opening) FOR MASSIVE BOLT CASE - 122.052 (GU Secury- MR2)



OBRADA PROFILA KRILA VRATA (otvaranje vani) ZA KUTIJU MASIVNOG ZASUNA - 122.052 (GU Secury- MR2)  
PROCESSING OF DOOR LEAF PROFILE (outward opening) FOR MASSIVE BOLT CASE - 122.052 (GU Secury- MR2)

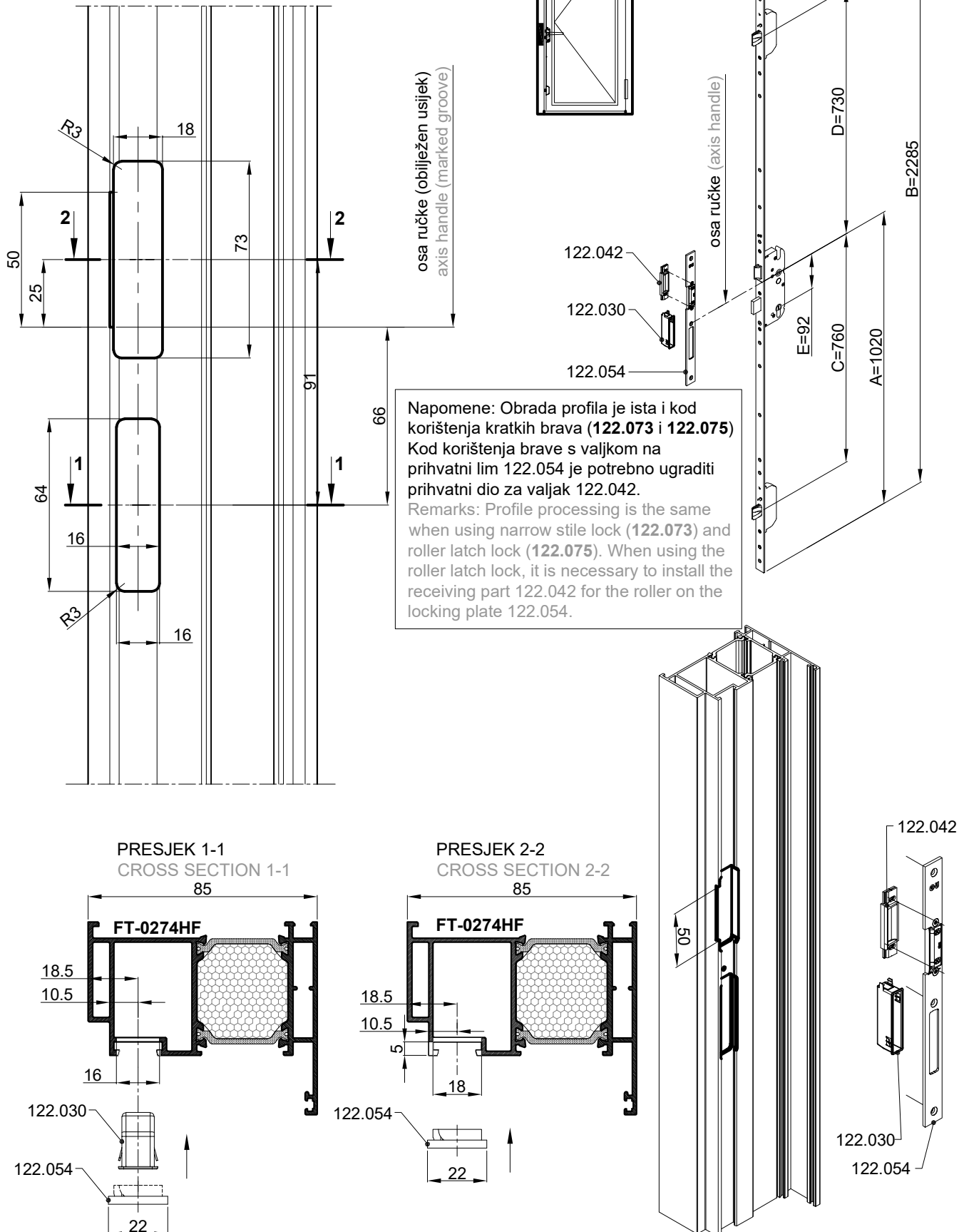


OBRADA PROFILA RAMA VRATA I PROFILA KOMBATUTE (otvaranje unutra i vani) ZA PRIHVATNU PLOČICU 122.053 (GU)  
PROCESSING OF DOOR FRAME PROFILE AND FLYING MULLION PROFILE (inward and outward opening) FOR STRIKING PLATE 122.053 (GU)



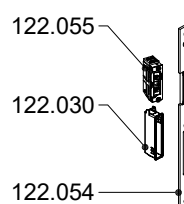
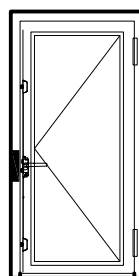
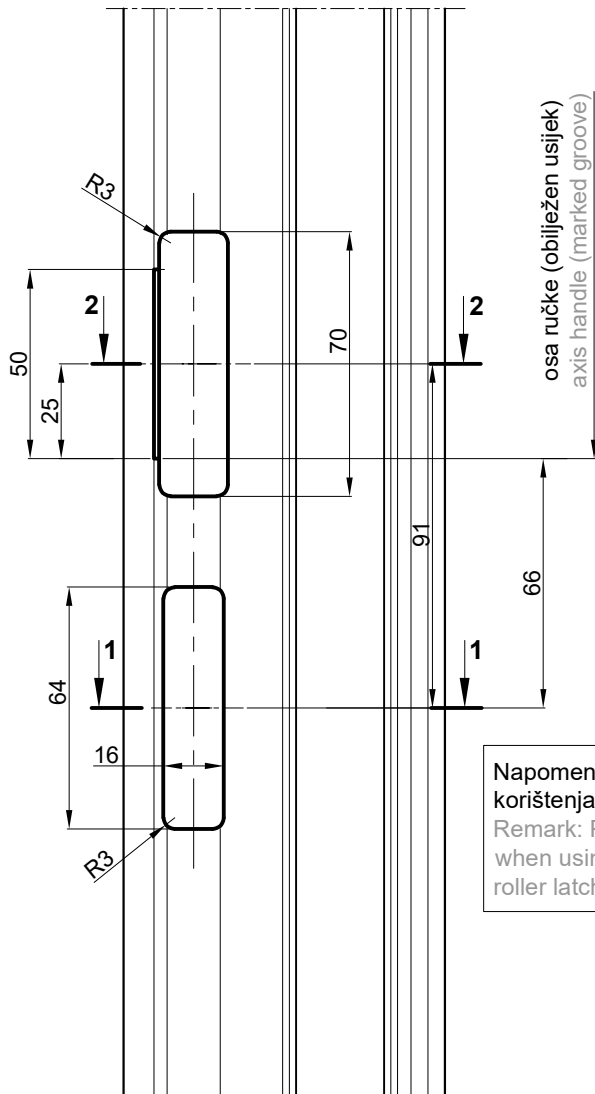
### OBRADA PROFILA RAMA VRATA (otvaranje unutra i vani) ZA PRIHVATNI LIM 122.054 (GU)

PROCESSING OF DOOR FRAME PROFILE (inward and outward opening) FOR STRIKING PLATE 122.054 (GU)

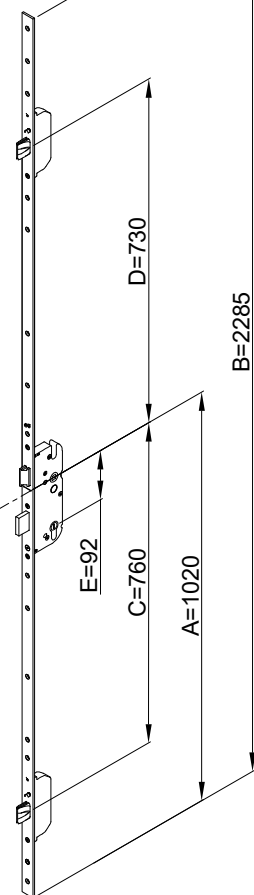


OBRADA PROFILA RAMA VRATA (otvaranje unutra i vani) ZA PRIHVATNI LIM 122.054 (GU) I ELEKTRO OTVARAČ 122.055 (GU)

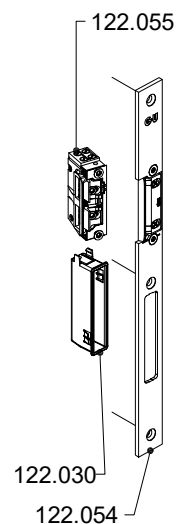
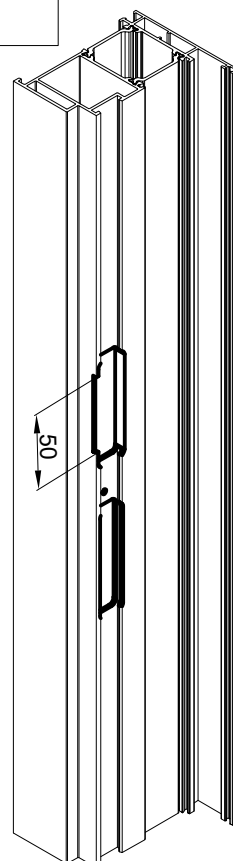
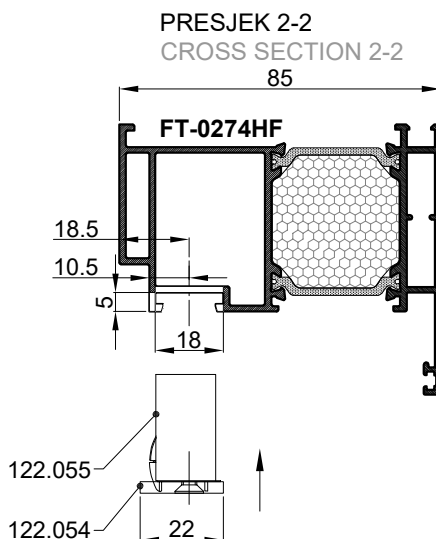
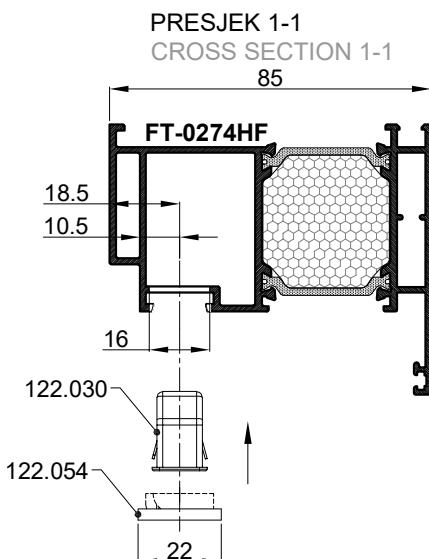
PROCESSING OF DOOR FRAME PROFILE (inward and outward opening) FOR STRIKING PLATE 122.054 (GU)



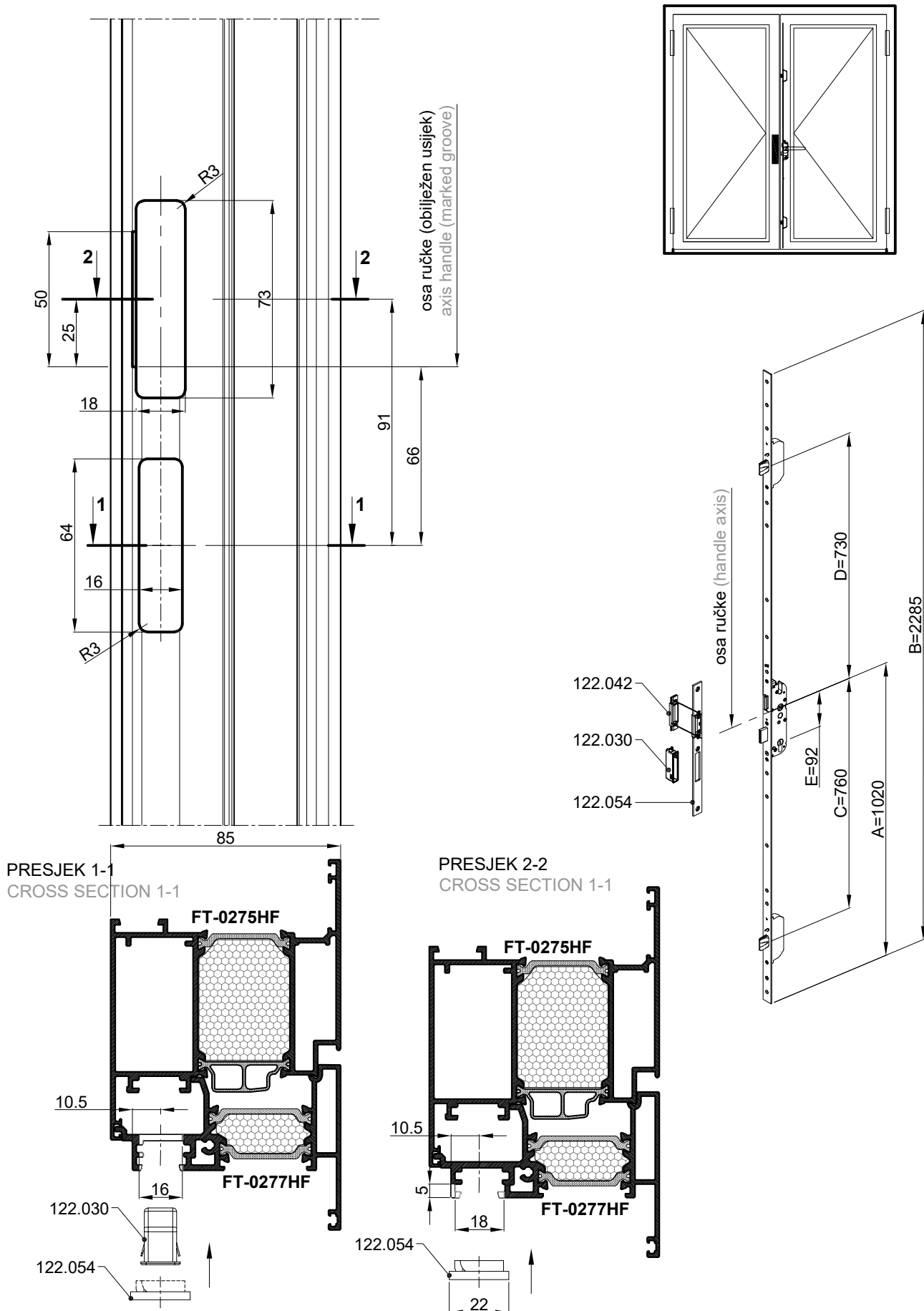
osa ručke (axis handle)



Napomene: Obrada profila je ista i kod korištenja kratkih brava (122.073 i 122.075).  
Remark: Profile processing is the same when using narrow stile lock (122.073) and roller latch lock (122.075).

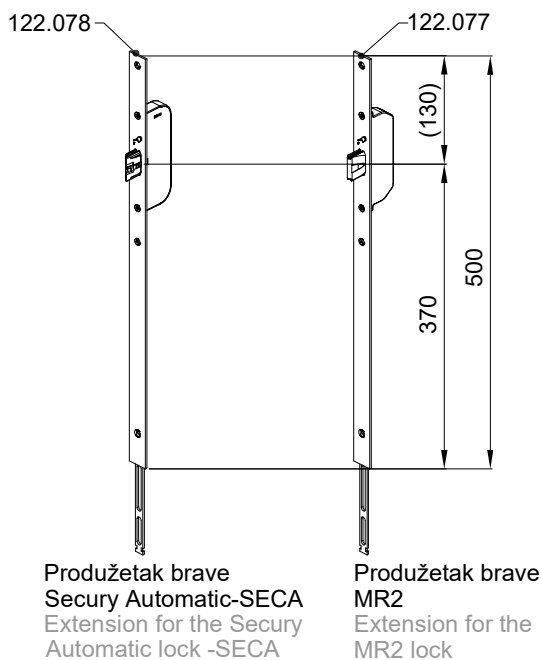


OBRADA PROFILA KOMBATUTE VRATA (otvaranje unutra i vani) ZA PRIHVATNI LIM 122.054 (GU)  
PROCESSING OF DOOR FLYING MULLION PROFILE (inward and outward opening) FOR STRIKING PLATE 122.054 (GU)

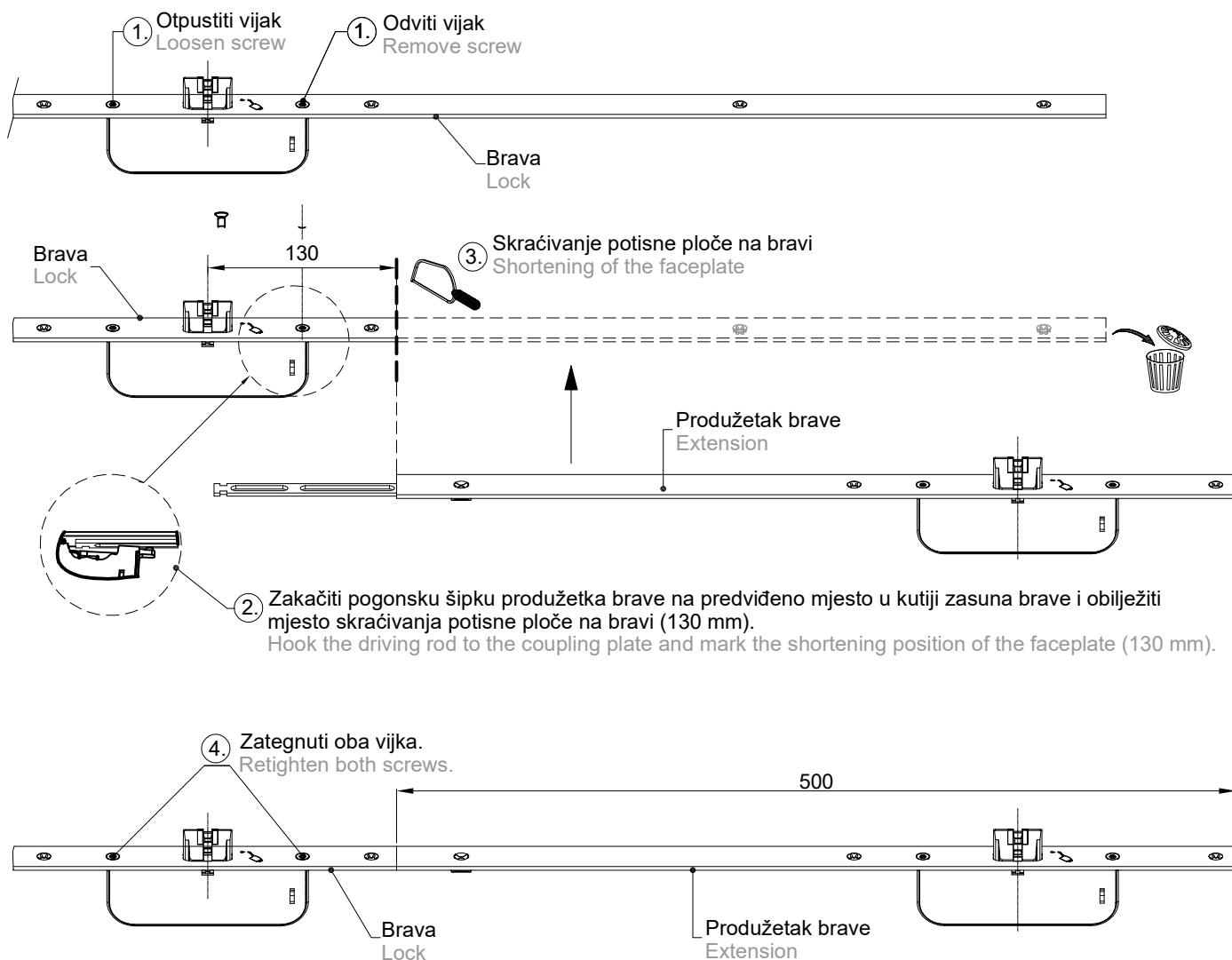




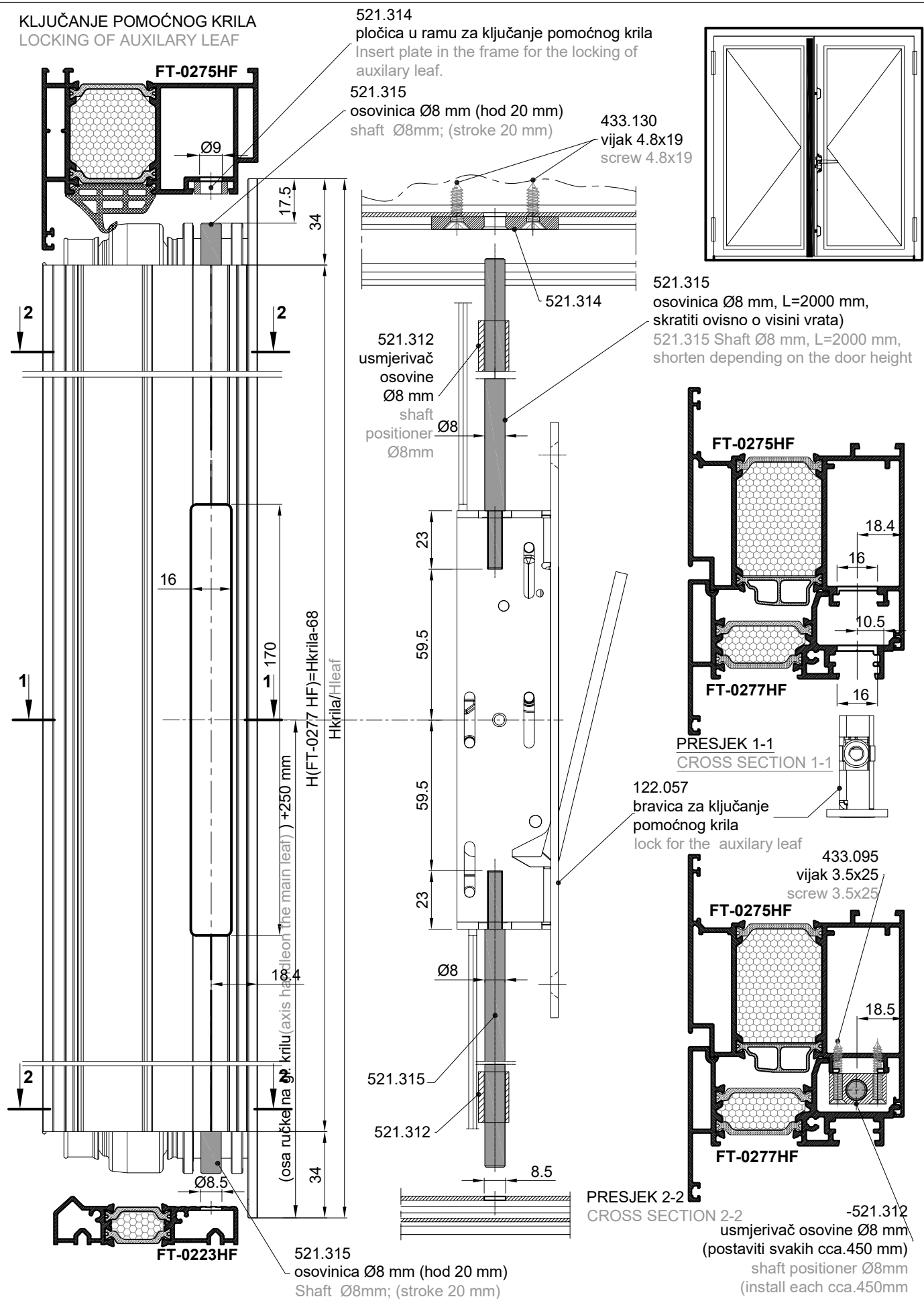
POSTUPAK UGRADNJE PRODUŽETKA NA BRAVE 122.052 (GU Secury -MR2) I 122.071 (GU Secury Automatic-SECA)  
INSTALLATION PROCEDURE OF THE FACEPLATE EXTENSION WITH ADDITIONAL LOCK ON LOCKS 122.052 (GU Secury -MR2) AND 122.071 (Secury Automatic-SECA)



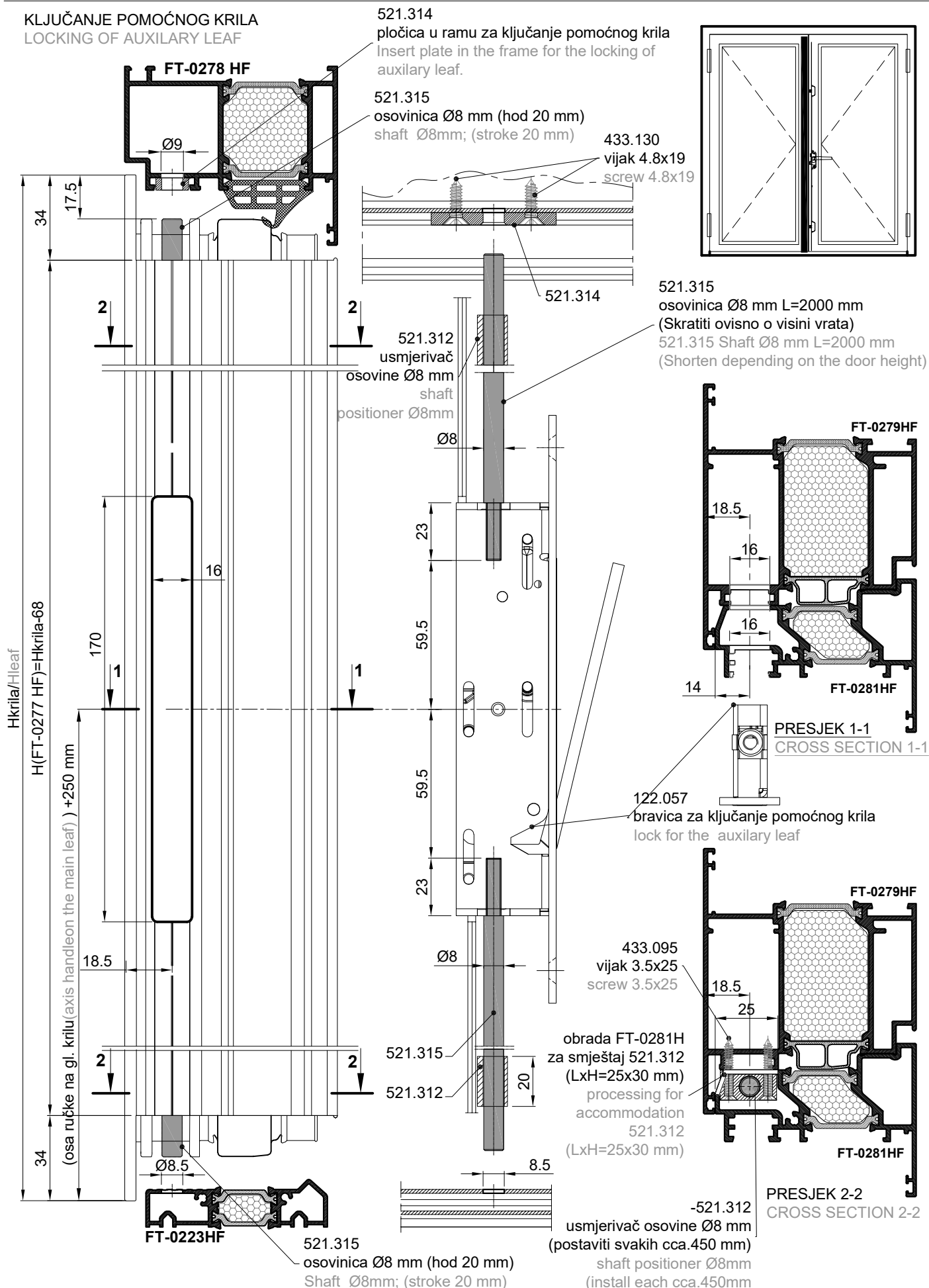
Postupak ugradnje je isti za oba produžetka.  
The installation procedure is the same for both extensions.



## KLJUČANJE POMOĆNOG KRILA

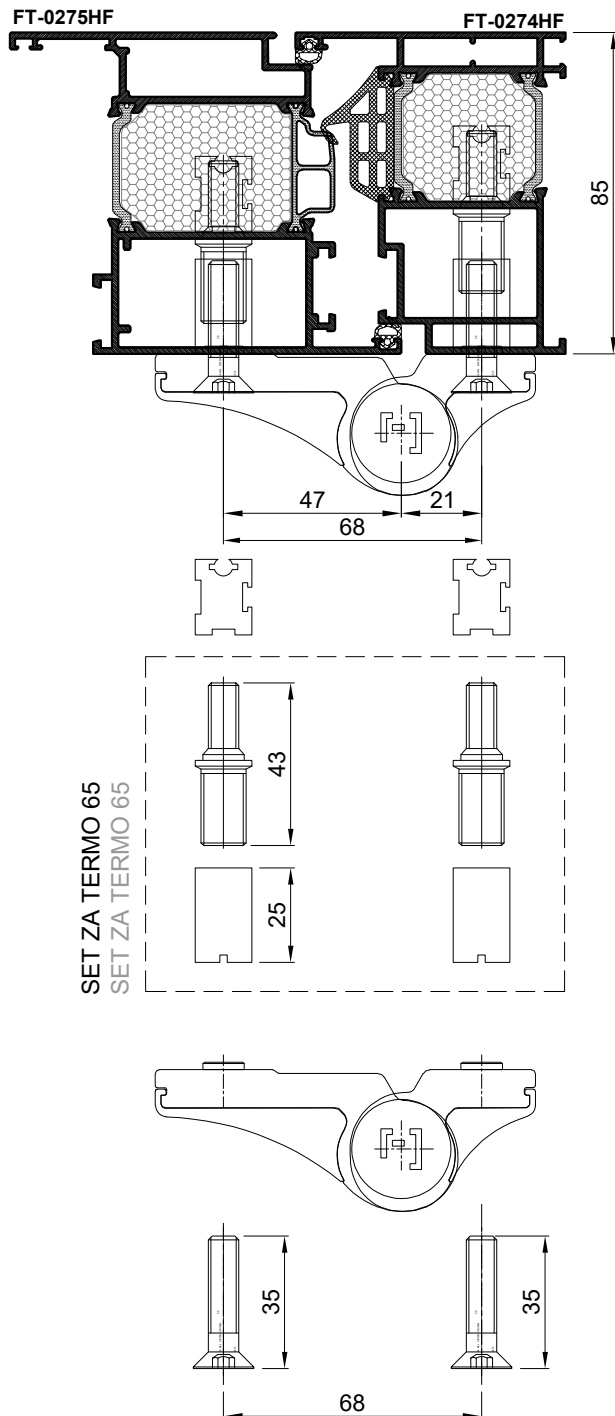


### KLJUČANJE POMOĆNOG KRILA LOCKING OF AUXILIARY LEAF

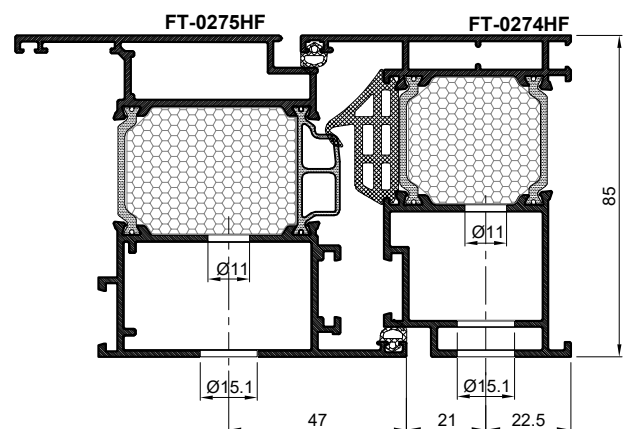
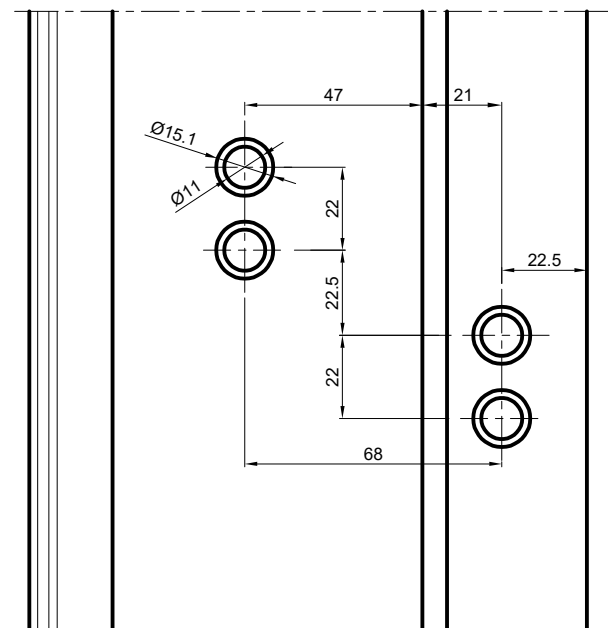




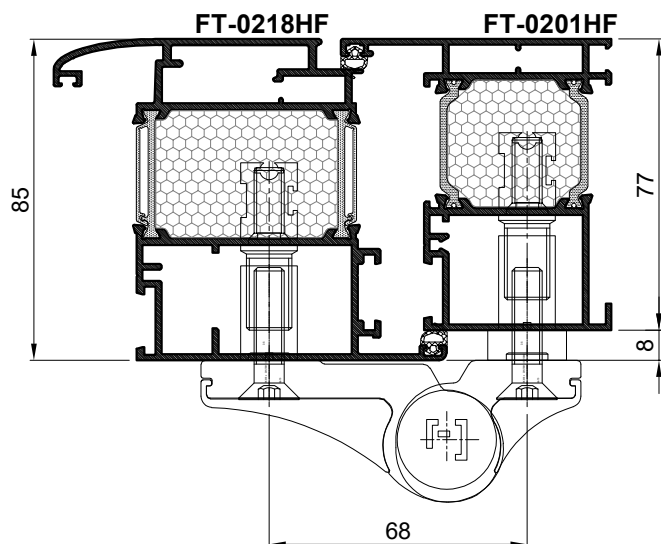
SET USADNIH BAGLAMA-OSNO 68 mm  
UGRAĐUJE SE U KRILO VRATA FT-0275HF (OTVARANJE UNUTRA)  
SET USADNIH BAGLAMA-OSNO 68 mm  
UGRAĐUJE SE U KRILO VRATA FT-0275HF (OTVARANJE UNUTRA)



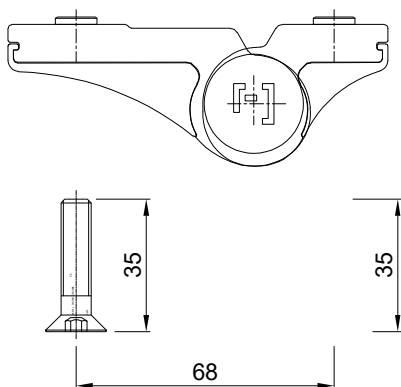
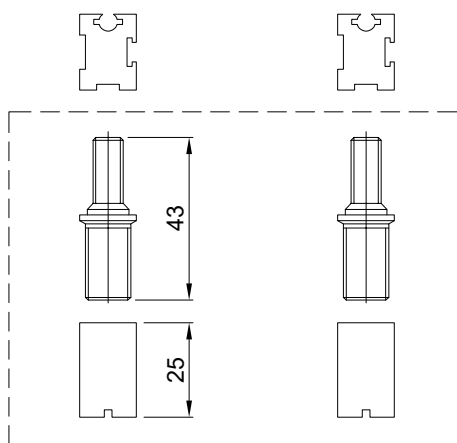
OBRADA  
OBRADA



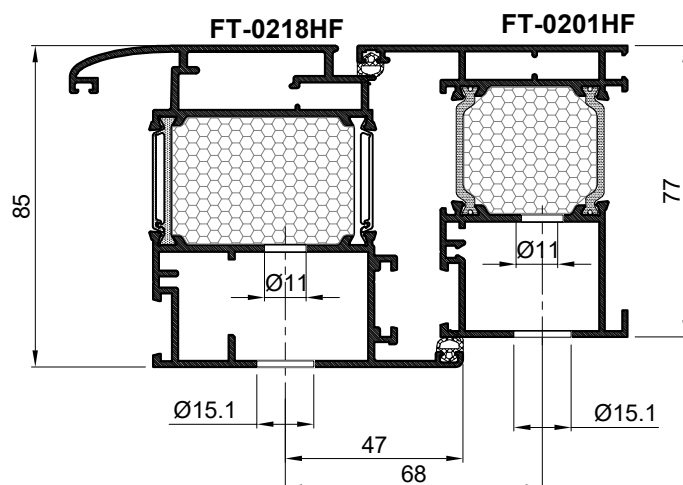
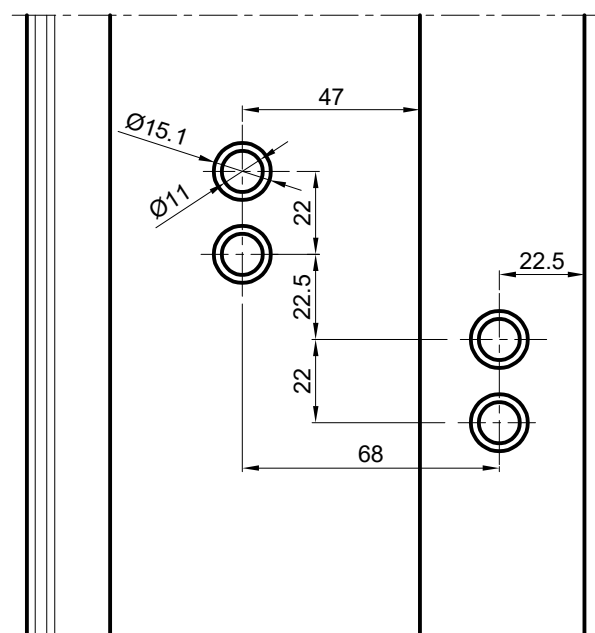
SET USADNIH BAGLAMA-OSNO 68 mm  
UGRAĐUJE SE U KRILA VRATA FT-0218HF (OTVARANJE UNUTRA)  
SET USADNIH BAGLAMA-OSNO 68 mm  
UGRAĐUJE SE U KRILA VRATA FT-0218HF (OTVARANJE UNUTRA)



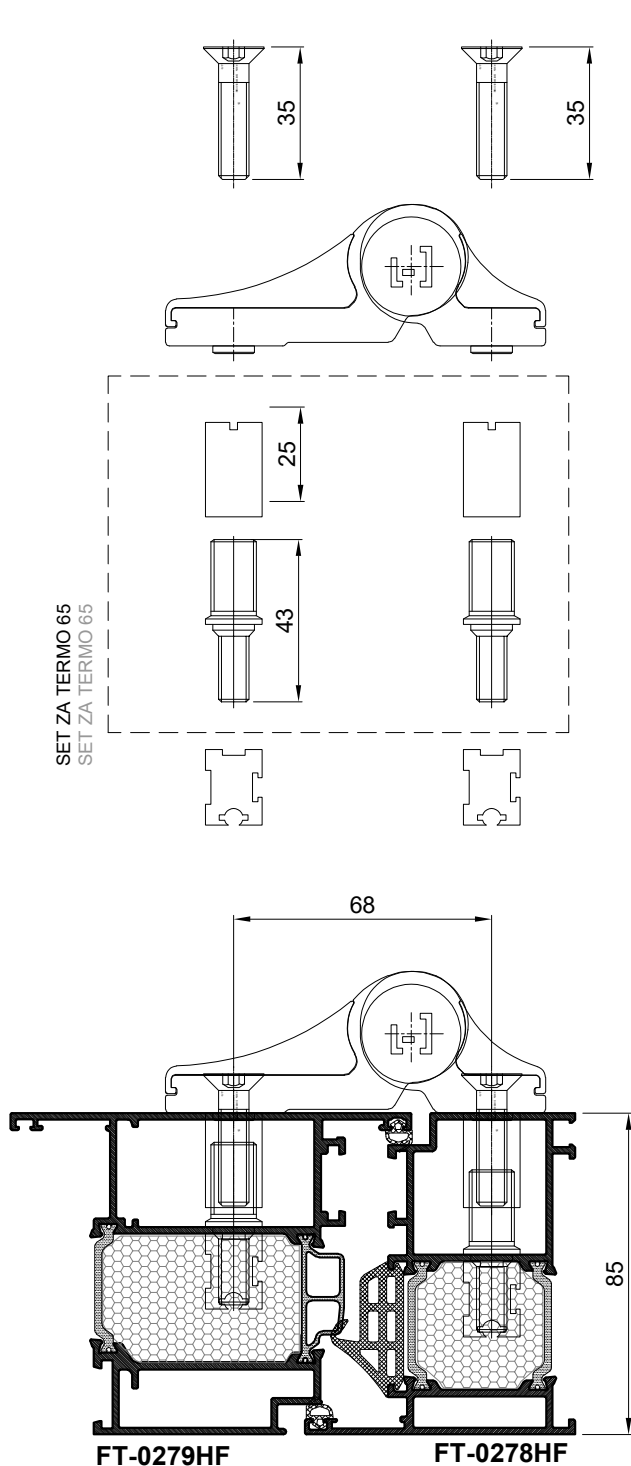
SET ZA TERMO 65  
SET ZA TERMO 65



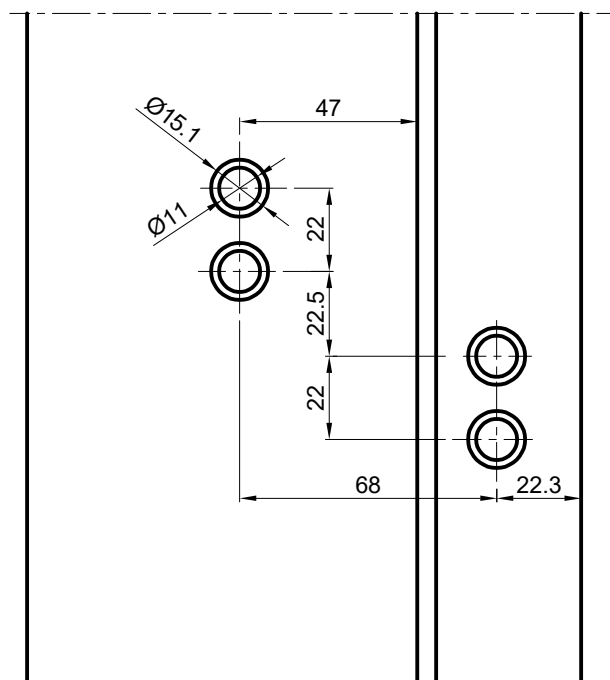
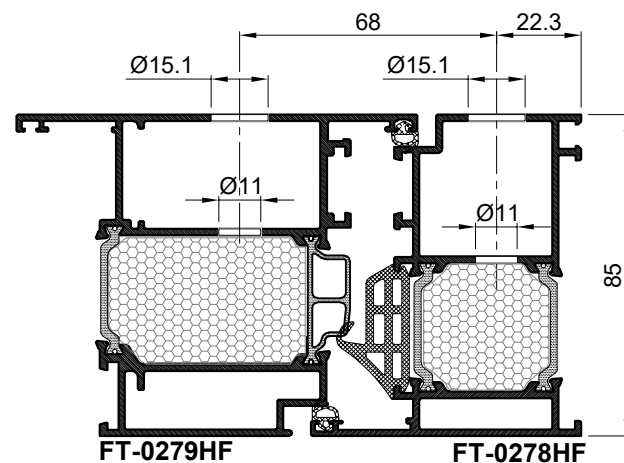
OBRADA  
OBRADA



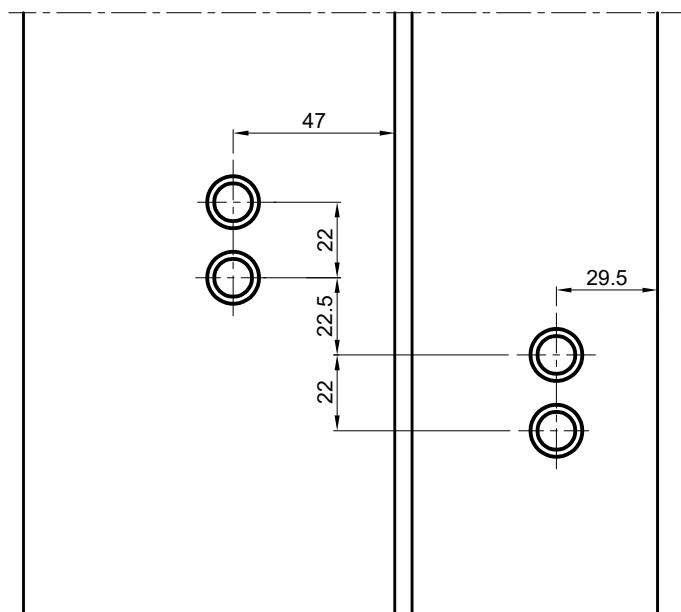
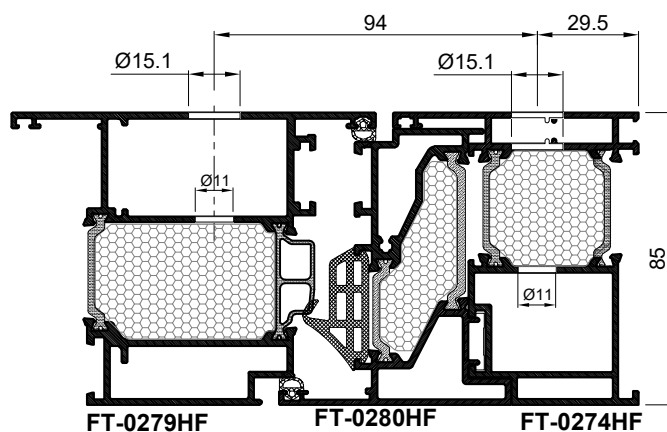
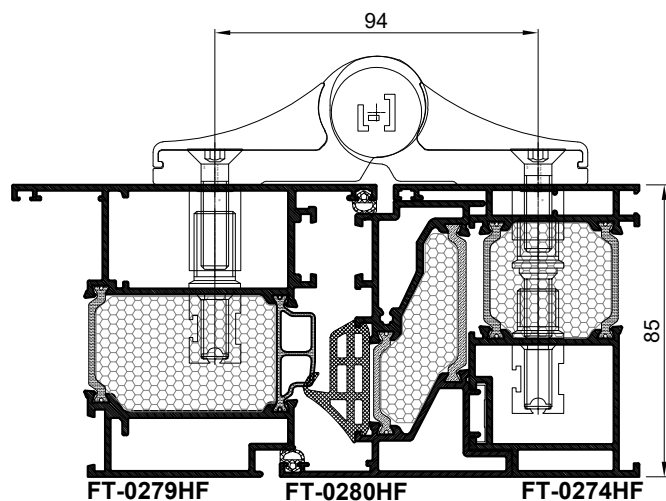
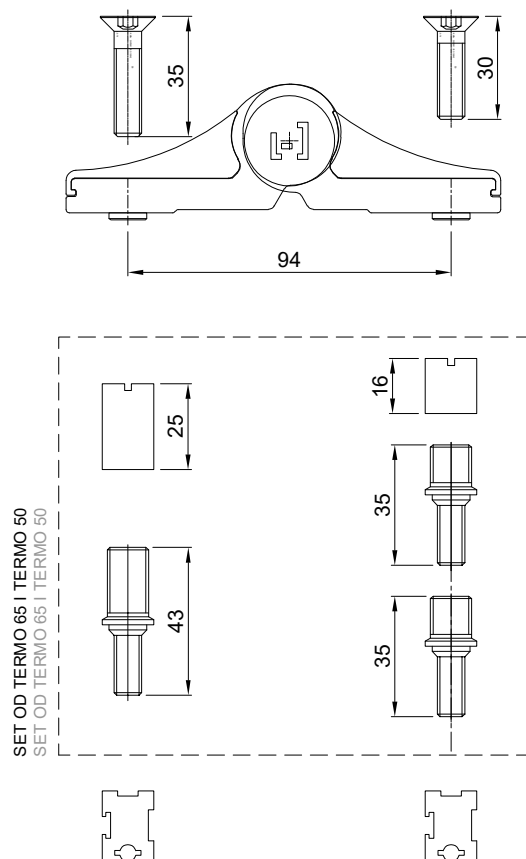
SET USADNIH BAGLAMA-OSNO 68 mm  
UGRAĐUJE SE U KRILA VRATA FT-0279HF (OTVARANJE VANI)  
SET USADNIH BAGLAMA-OSNO 68 mm  
UGRAĐUJE SE U KRILA VRATA FT-0279HF (OTVARANJE VANI)



OBRADA  
OBRADA



SET USADNIH BAGLAMA-OSNO 94 mm  
UGRAĐUJE SE U KRILA VRATA, U AL.STIJENI (OTVARANJE VANI)  
SET USADNIH BAGLAMA-OSNO 94 mm  
UGRAĐUJE SE U KRILA VRATA, U AL. STIJENI (OTVARANJE VANI)





## OTVARANJE OKO SREDIŠNJE OSE

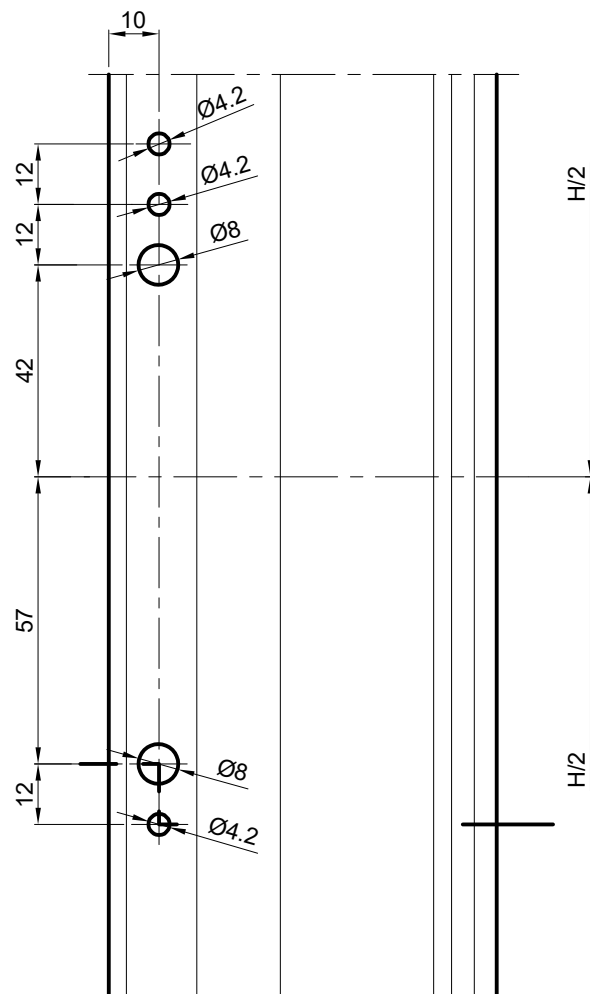
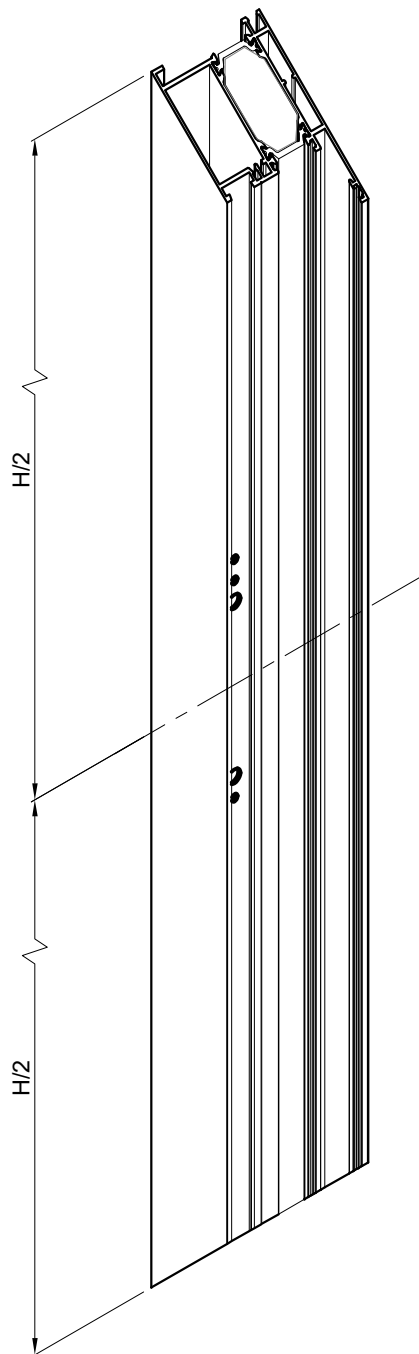
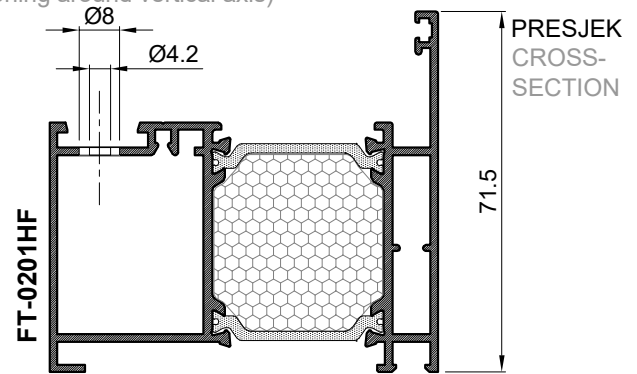
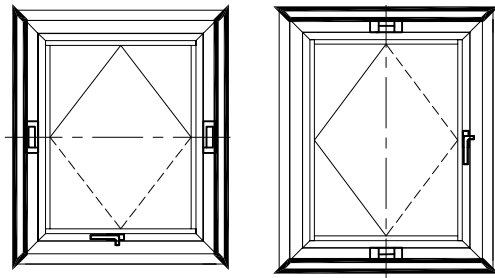
### Obrada profila rama FT-0201HF

- simetrična obrada okomica (otvaranje oko vodoravne ose)
- simetrična obrada vodoravnica (otvaranje oko okomite ose)

## OPENING AROUND MIDDLE AXIS

### Processing of frame profile FT-0201HF

- symetrical processing of vertical crossbar (opening around horizontal axis)
- symetrical processing of horizontal crossbar (opening around vertical axis)



## OTVARANJE OKO SREDIŠNJE OSE

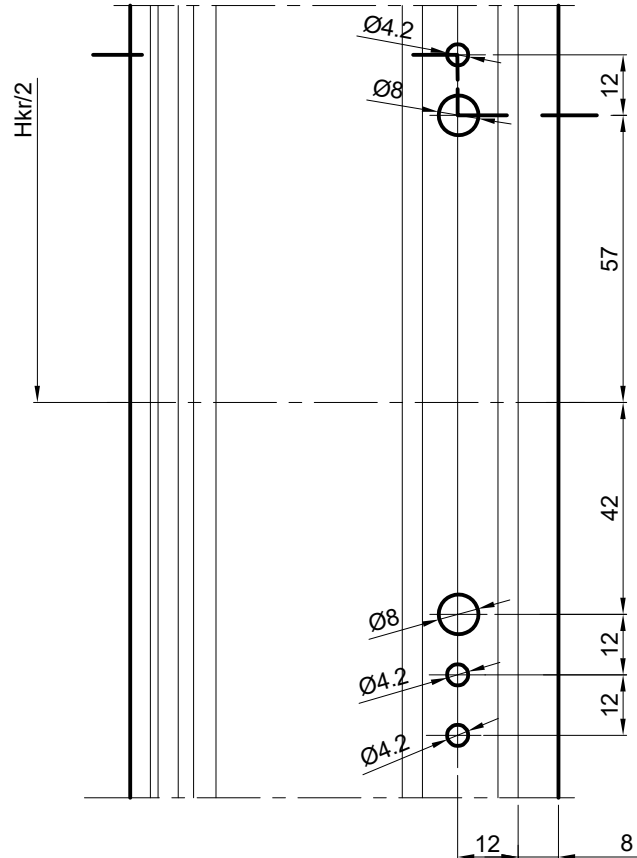
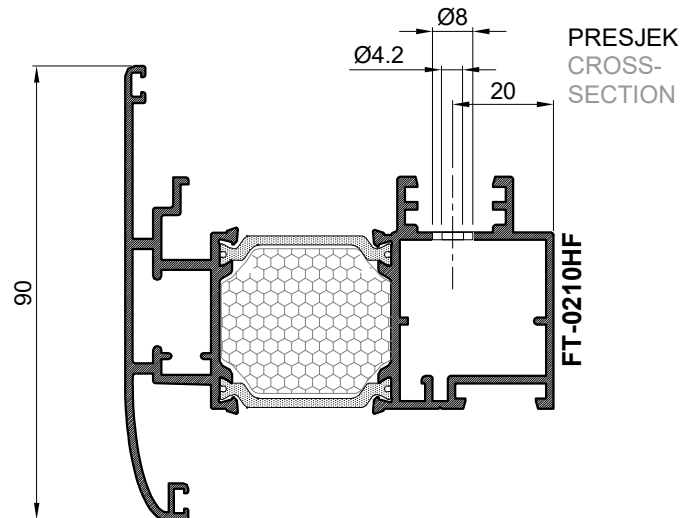
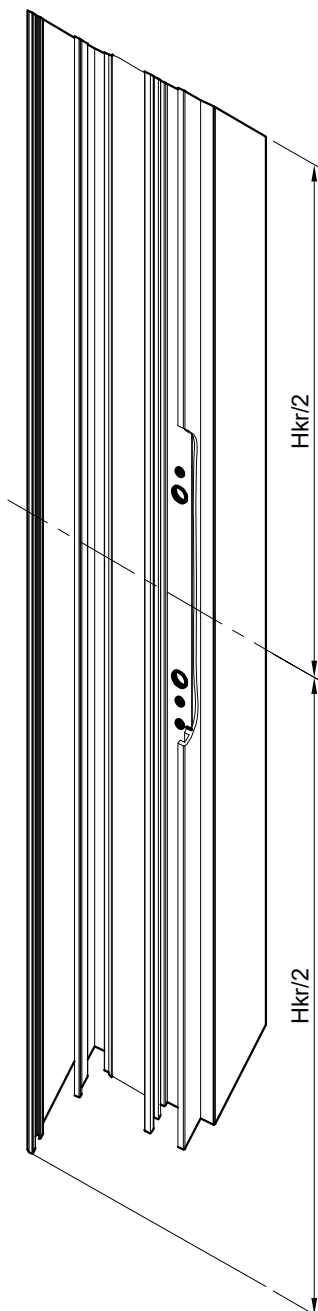
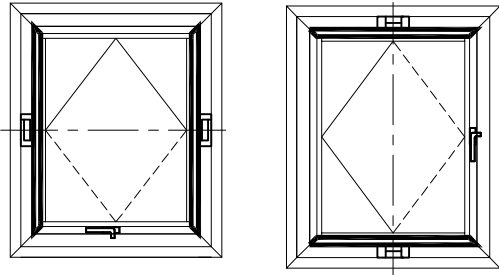
### Obrada profila krila FT-0210H

- simetrična obrada okomica (otvaranje oko vodoravne ose)
- simetrična obrada vodoravnica (otvaranje oko okomite ose)

### OPENING AROUND MIDDLE AXIS

### Processing profile sash FT-0210H

- symetrical processing of vertical crossbar (opening around horizontal axis)
- symetrical processing of horizontal crossbar (opening around vertical axis)



### OTVARANJE OKO SREDIŠNJE OSE

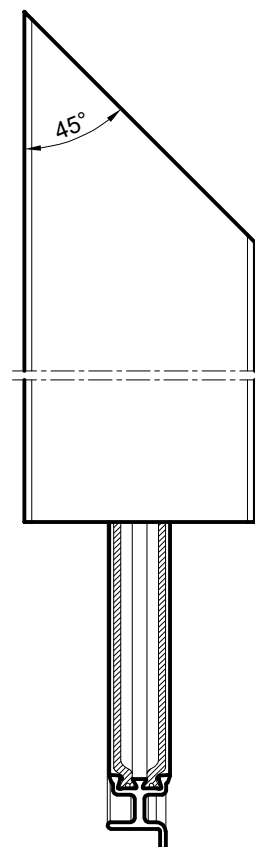
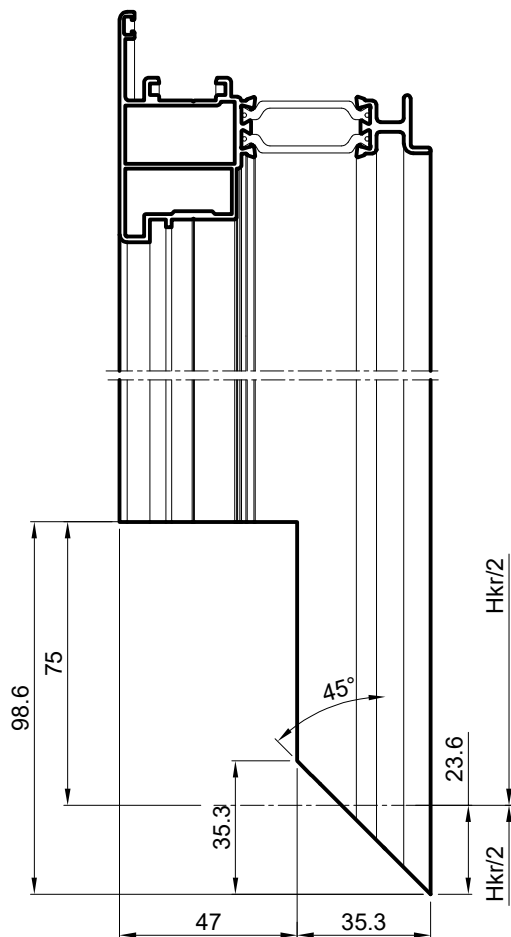

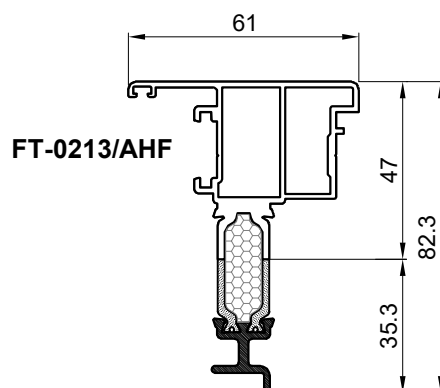
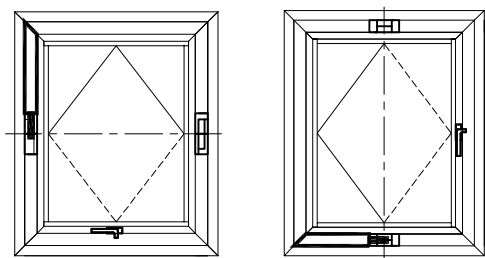
#### Obrada profila FT-0213/AHF

- fiksira se za okvir krila prozora, gore lijevo (otvaranje oko vodoravne ose)
- fiksira se za okvir krila prozora, dolje lijevo (otvaranje oko okomite ose)

#### OPENING AROUND MIDDLE AXIS

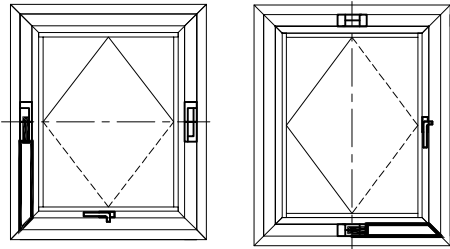
#### Processing of profile FT-0213/AHF

- it is fixed for the sash frame of the window, top left  
(opening around horizontal axis)
- it is fixed to the sash frame of the window, down left  
(opening around vertical axis)



### OTVARANJE OKO SREDIŠNJE OSE

#### Obrada profila FT-0213/AHF



-fiksira se za okvir rama prozora, dolje lijevo (otvaranje oko vodoravne ose)

-fiksira se za okvir rama prozora, dolje desno (otvaranje oko okomite ose)

#### OPENING AROUND MIDDLE AXIS

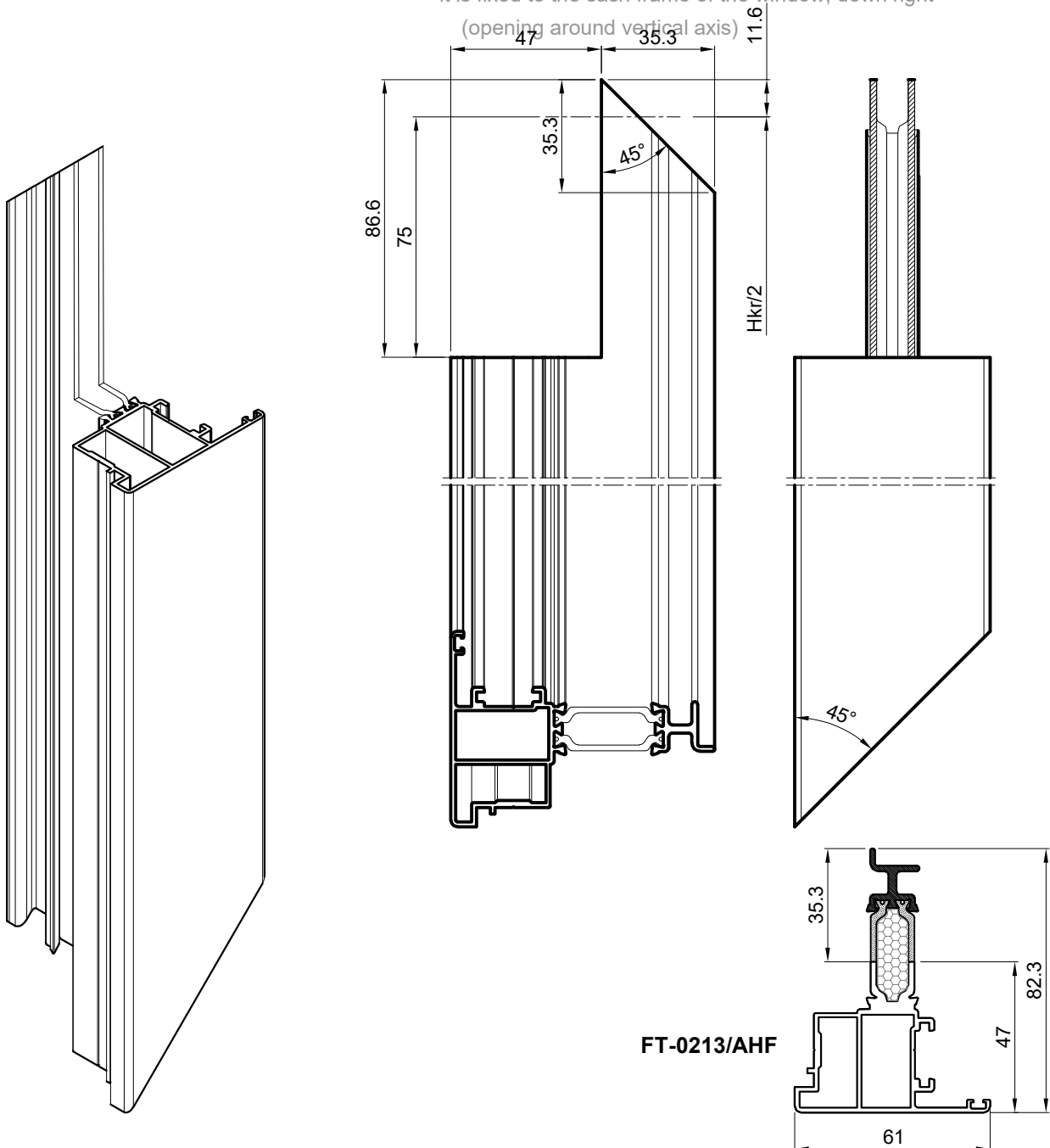
#### Processing of profile FT-0213/AHF

-it is fixed for the sash frame of the window, down left

(opening around horizontal axis)

-it is fixed to the sash frame of the window, down right

(opening around vertical axis)



### OTVARANJE OKO SREDIŠNJE OSE

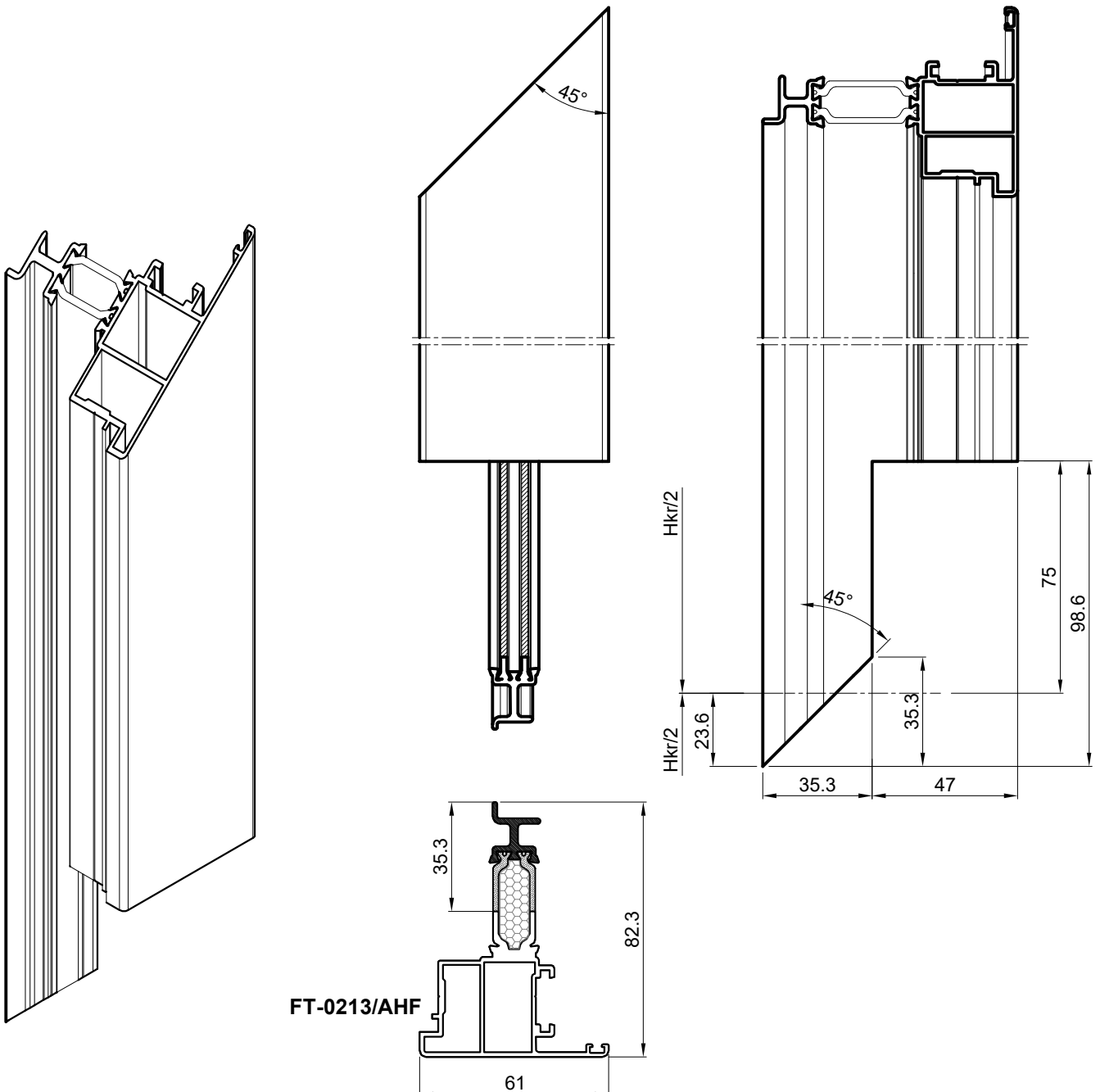
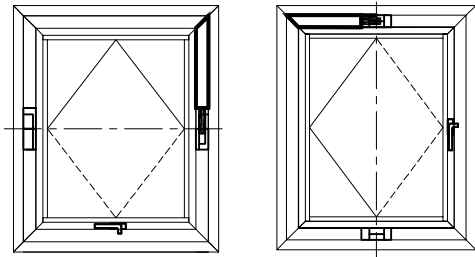
#### Obrada profila FT-0213/AHF

- fiksira se za okvir rama prozora, gore desno (otvaranje oko vodoravne ose)
- fiksira se za okvir rama prozora, gore lijevo (otvaranje oko okomite ose)

#### OPENING AROUND MIDDLE AXIS

#### Processing of profile FT-0213/AHF

- it is fixed for the sash frame of the window, top right (opening around horizontal axis)
- it is fixed to the sash frame of the window, top left (opening around vertical axis)



### OTVARANJE OKO SREDIŠNJE OSE

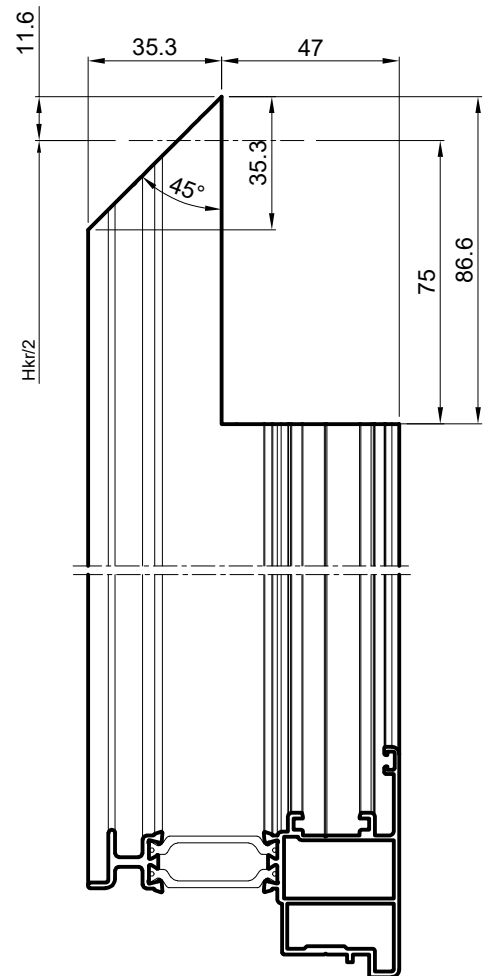
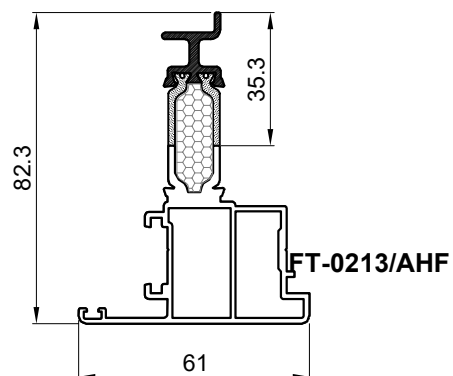
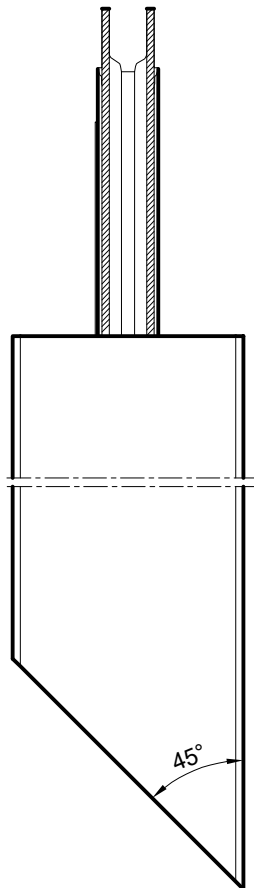

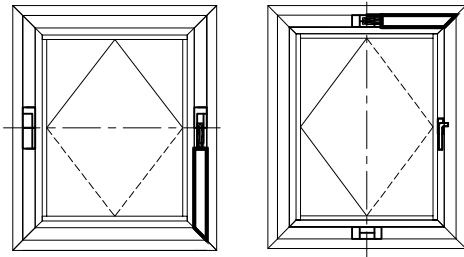
#### Obrada profila FT-0213/AHF

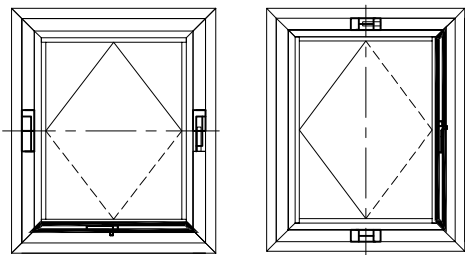
- fiksira se za okvir rama prozora, dolje desno (otvaranje oko vodoravne ose)
- fiksira se za okvir rama prozora, gore desno (otvaranje oko okomite ose)

### OPENING AROUND MIDDLE AXIS

#### Processing of profile FT-0213/AHF

- it is fixed for the sash frame of the window, down right  
(opening around horizontal axis)
- it is fixed to the sash frame of the window, top right  
(opening around vertical axis)





### OTVARANJE OKO SREDIŠNJE OSE

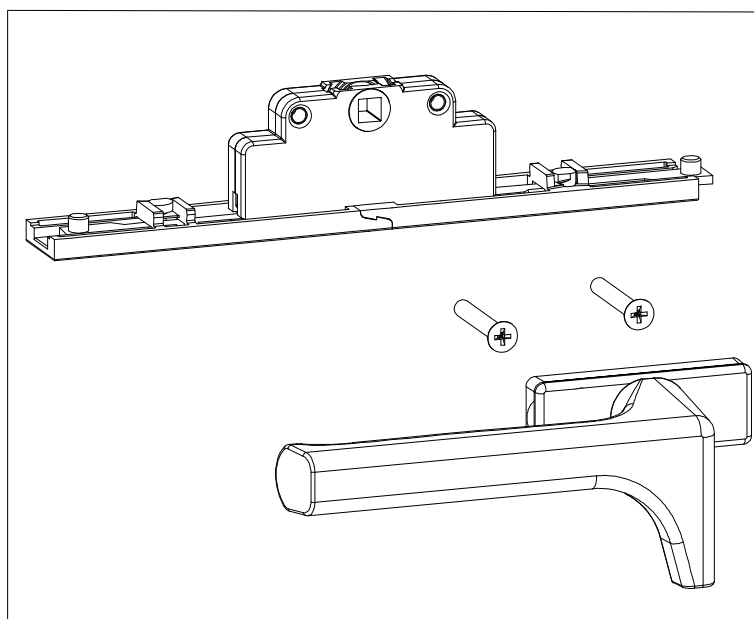
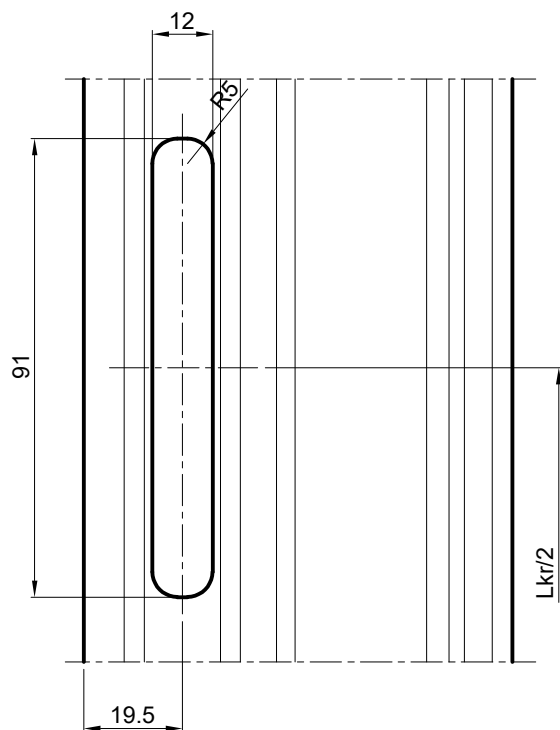
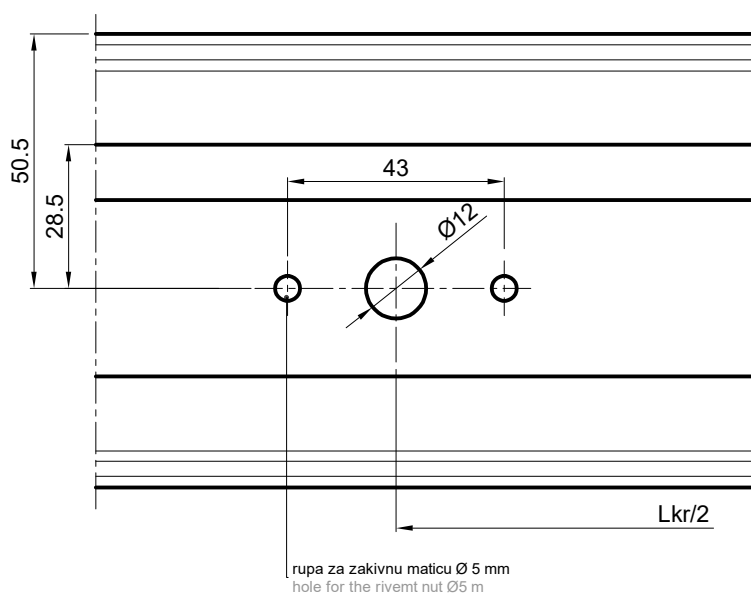
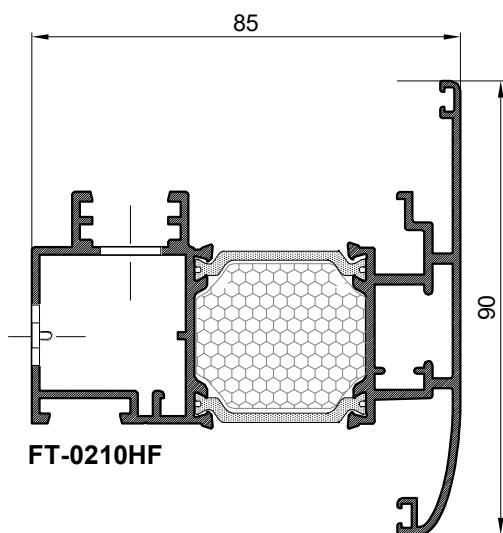
#### Obrada profila krila FT-0210HF

-za ugradnju pogonskog mehanizma i ručke  
u art.142.011 i 142.042

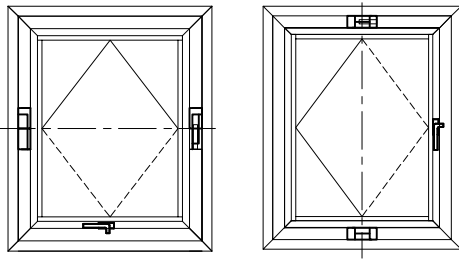
### OPENING AROUND MIDDLE AXIS

#### Processing of sash profile FT-0210HF

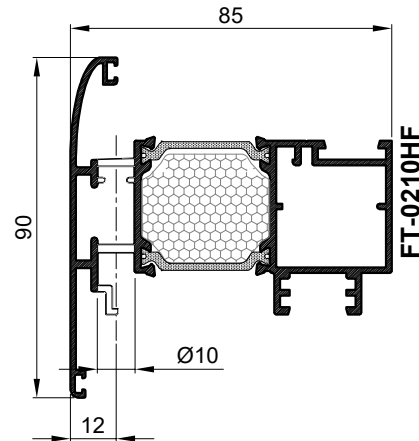
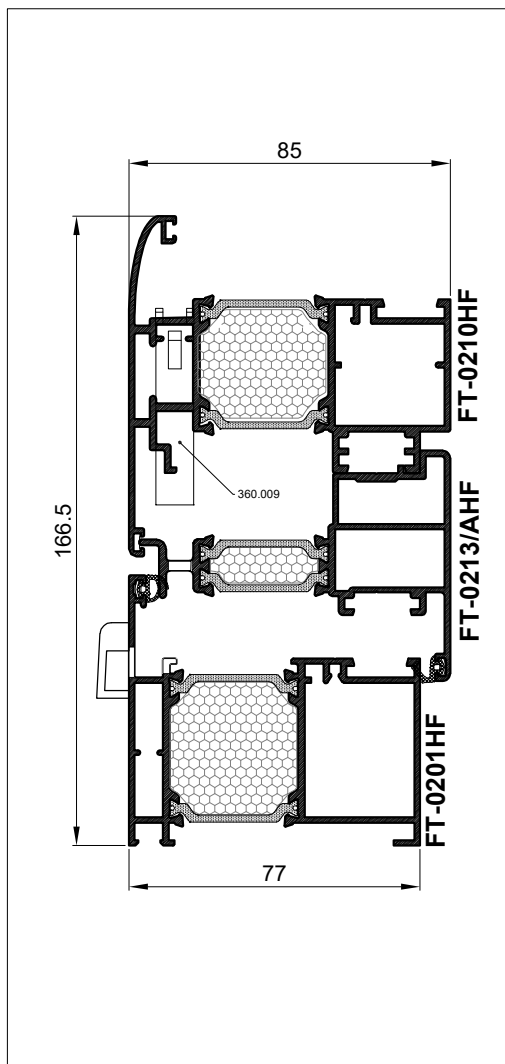
-for installation of driving mechanism and handle  
in art.142.011 and 142.042



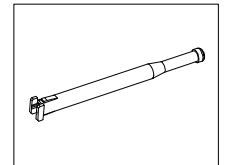
### OTVARANJE OKO SREDIŠNJE OSE ODVOD KAPLJEVINA IZ PROZORA OPENING AROUND MIDDLE AXIS DRAINAGE FROM THE WINDOW



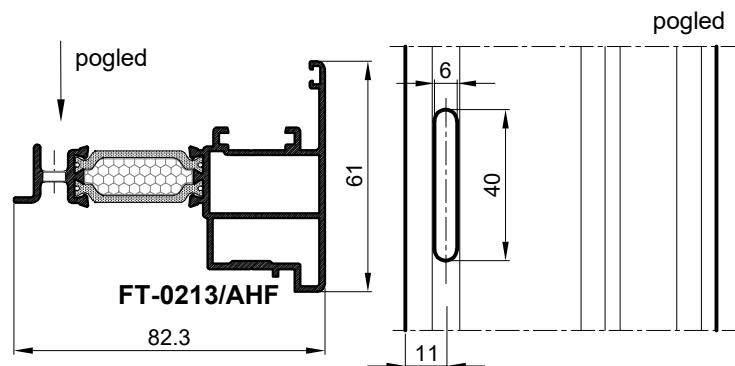
Obrada profila krila FT-0210HFR  
-za ugradnju monodrain cjevčice 360.009  
-rupa Ø10, svakih 400 mm (dva po krilu), 100 mm od kraja  
Processing of sash profile FT-0210HF  
-for installation of monodrain tubular art.360.009  
-hole Ø10, every 400 mm (two on sash), 100 mm from end



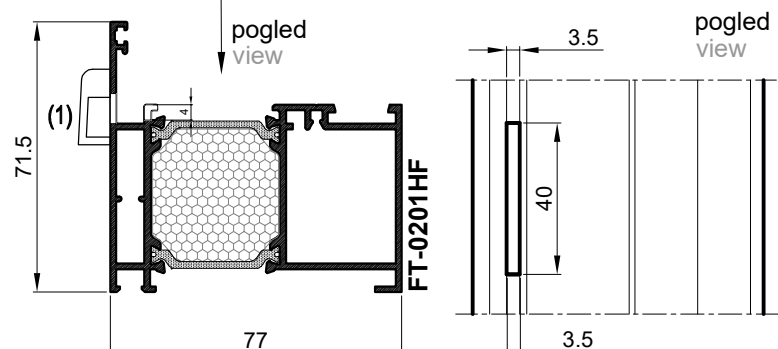
art.360.009



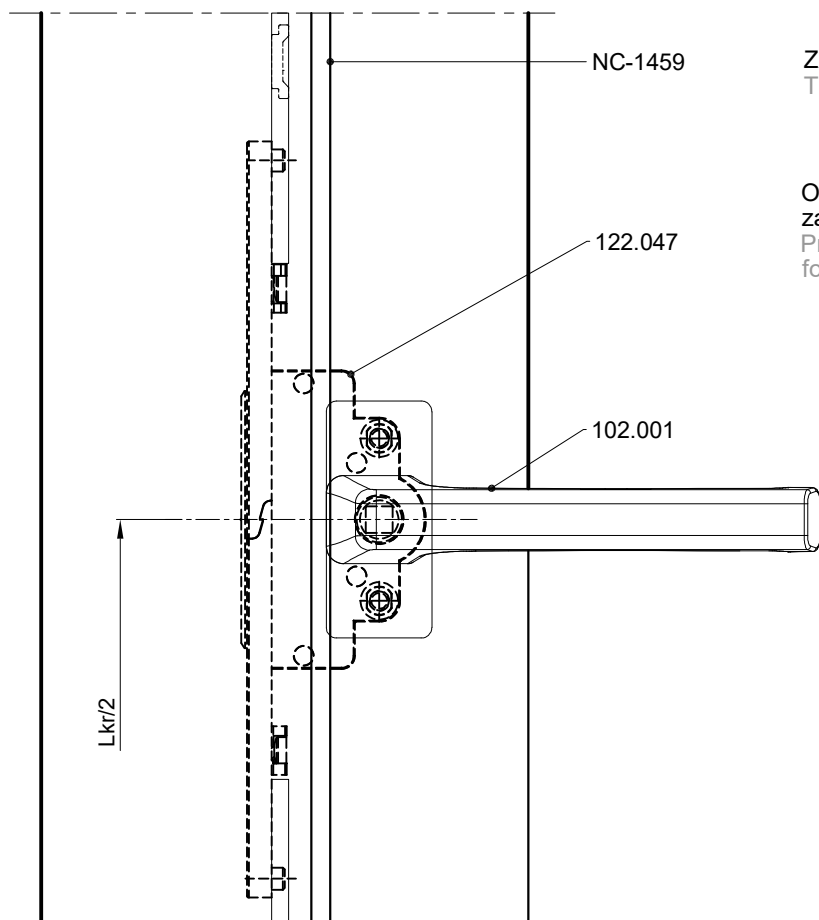
Obrada profila FT-0213/AHF  
-obrada svakih 400 mm, 100 mm od kraja  
Processing profile FT-0213/AHF  
-punch every 400 mm, 100 mm from end



Obrada profila FT-0201HF  
-obrada svakih 400 mm, 100 mm od kraja  
-obrada (1) - prema katalogu  
Processing profile FT-0201HF  
-punch every 400 mm, 100 mm from end  
-punch (1) - as per catalog

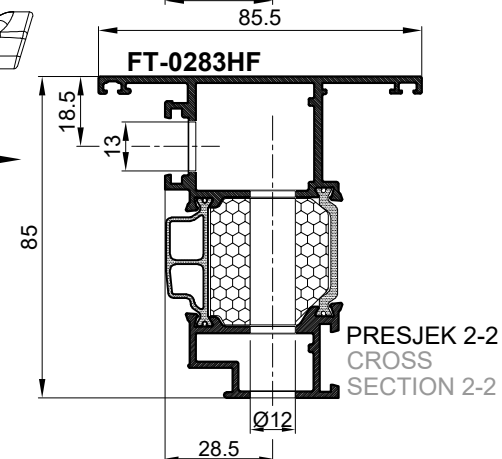
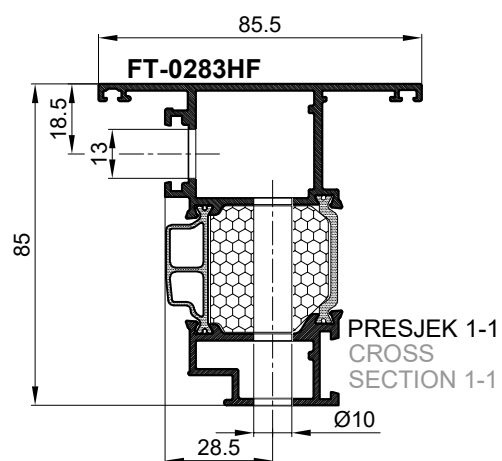
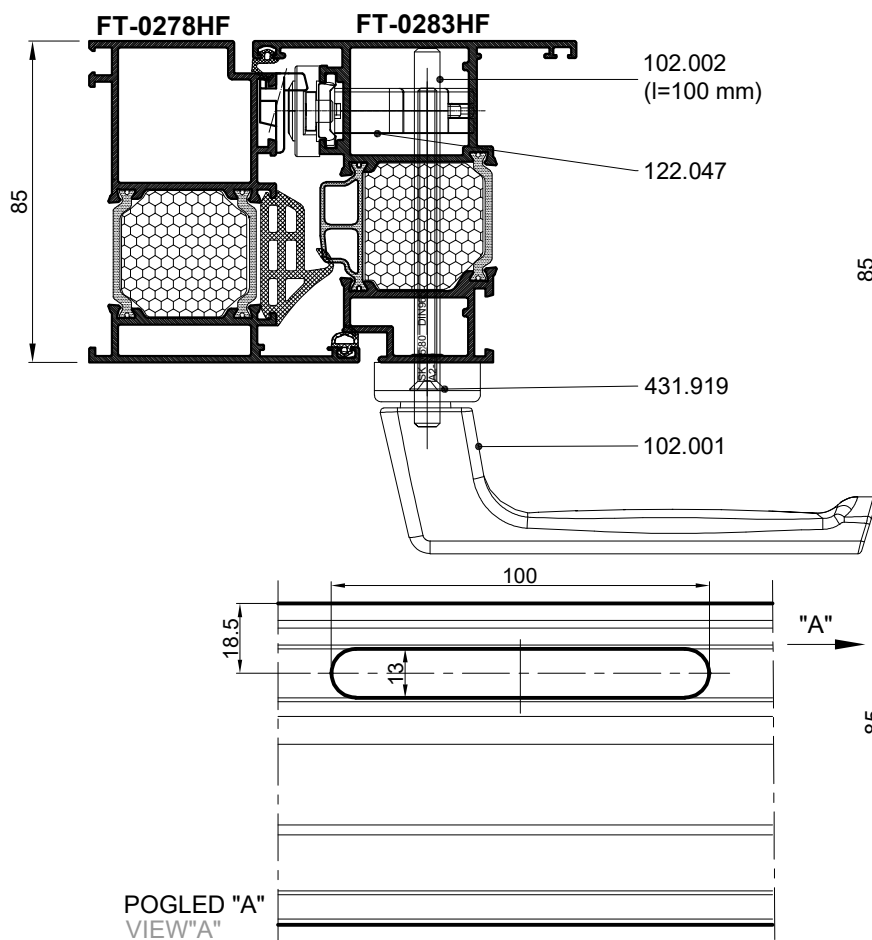
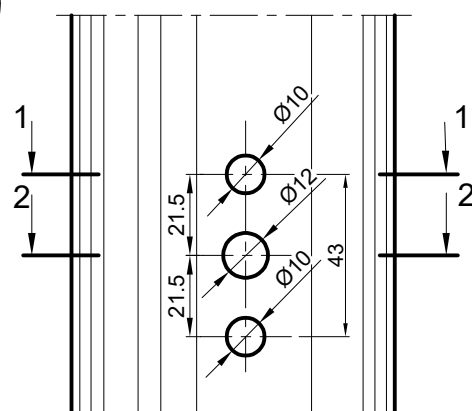




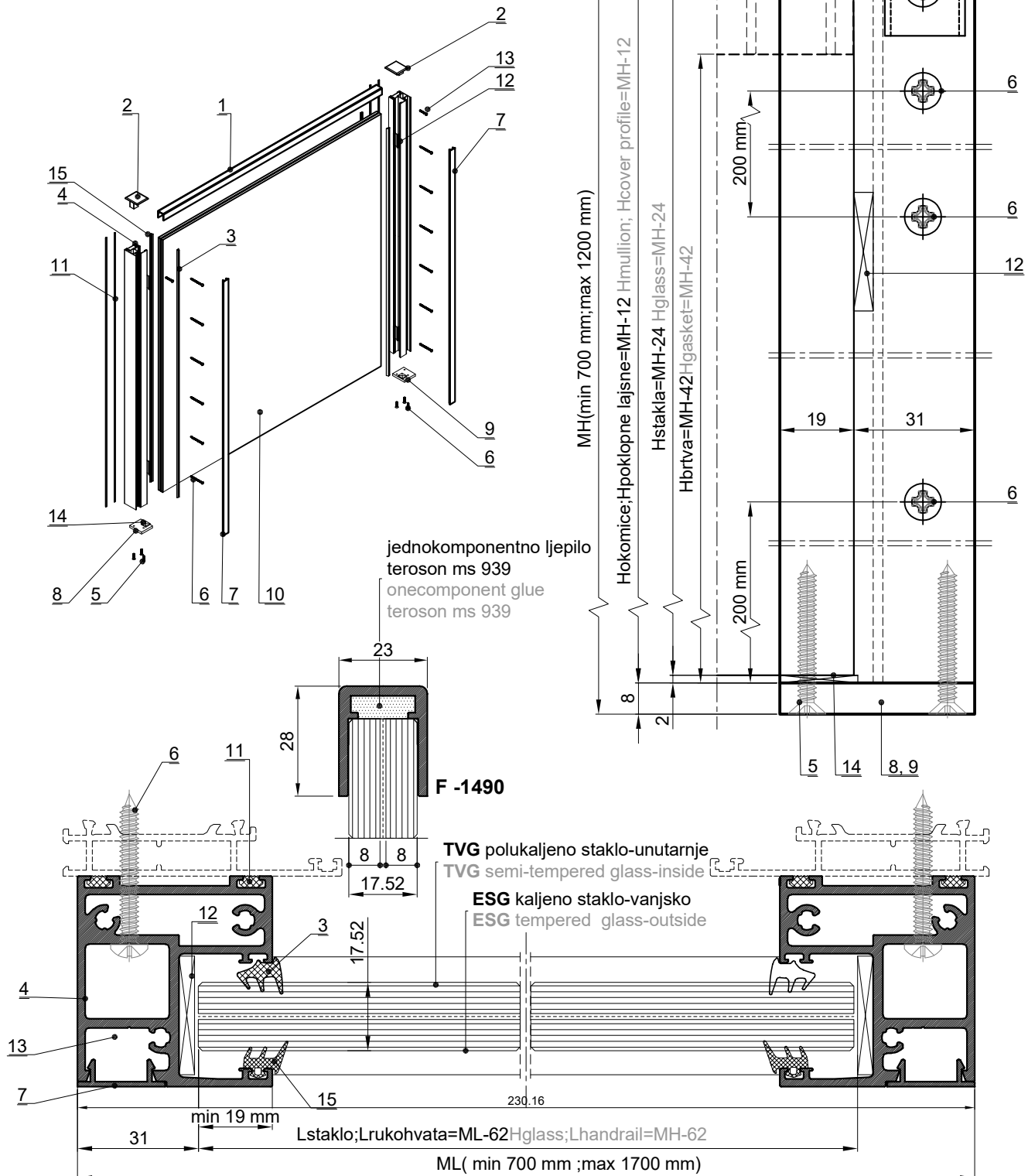


ZAOKRETNI PROZOR, OTVARANJE VANI  
TURN WINDOW, OUTSIDE OPENING

Obrada profila FT-0283HF  
za ručku i pogonski mehanizam  
Profile processing FT-0283HF  
for handle and drive mechanism



### MONTAŽA FRANCUSKOG BALKONA, staklo 88.4 FRENCH BALCONY INSTALLATION, glass 88.4



- 1 - profil rukohvata F-1490
- 1 - handrail profile F-1490
- 2 - PVC čep 373.054
- 2 - PVC cover cap 373.054
- 3 - brtva 311.007
- 3 - gasket 311.007
- 4 - profil okomice F-1569
- 4 - french balcony profile F-1569

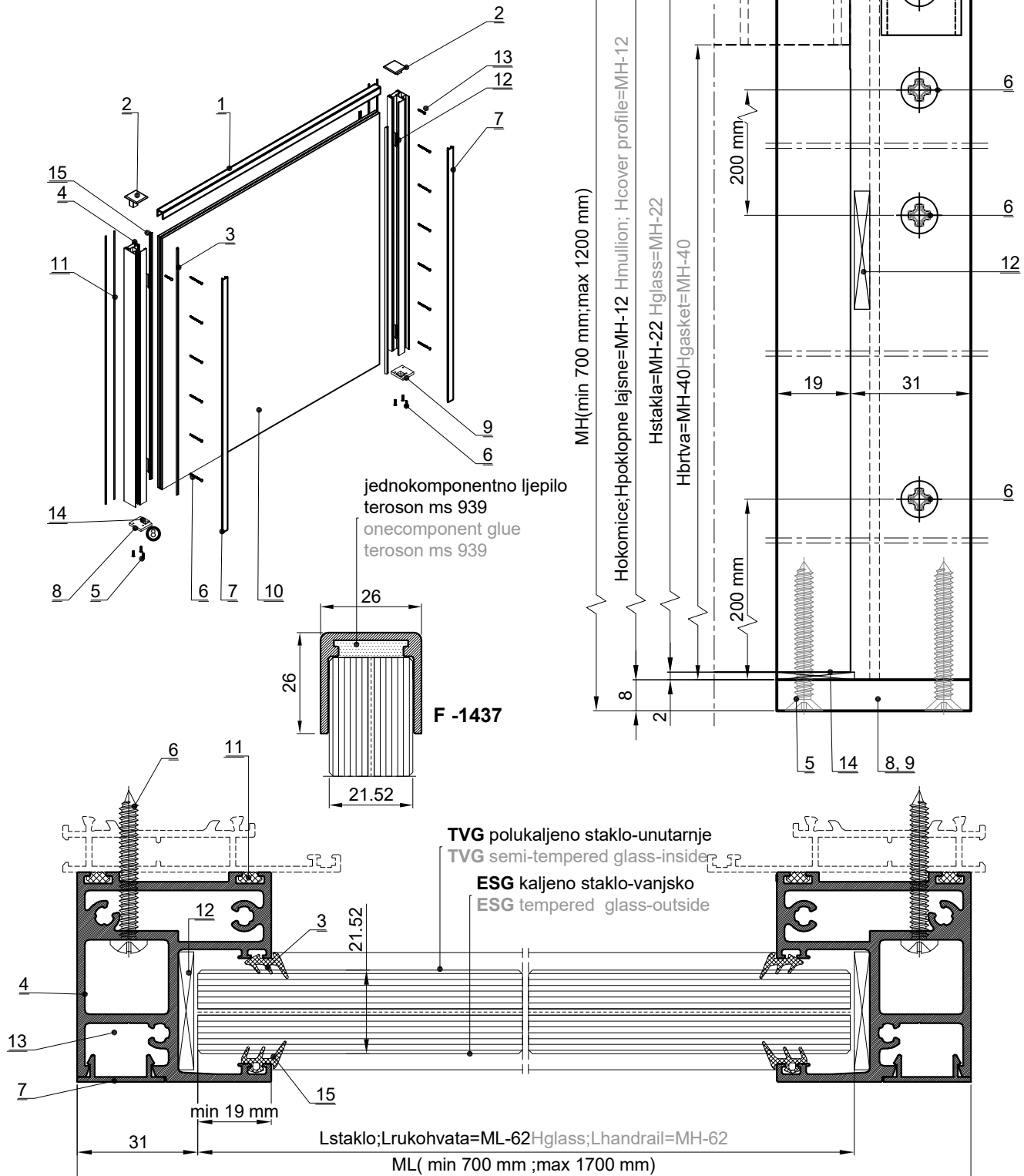
- 5 - 433.134 (6 komada)
- 5 - 433.134 (6 pieces)
- 6 - 433.048 (svakih 200 mm)
- 6 - 433.048 (every 200 mm)
- 7 - poklopna lajsna F-0826
- 7 - cover profile F-0826
- 8 - nosiva pločica lijeva 391.148
- 8 - glass support left 391.148

- 9 - nosiva pločica desna 391.149
- 9 - glass support right 391.149
- 10 - staklo 88.4 Kaljeno lamistal
- 10 - glass 88.2 toughened laminated
- 11 - brtva 340.055
- 11 - gasket 340.055
- 12 - PVC distancer 100x30x4 mm\*
- 12 - PVC packer 100x30x4 mm\*

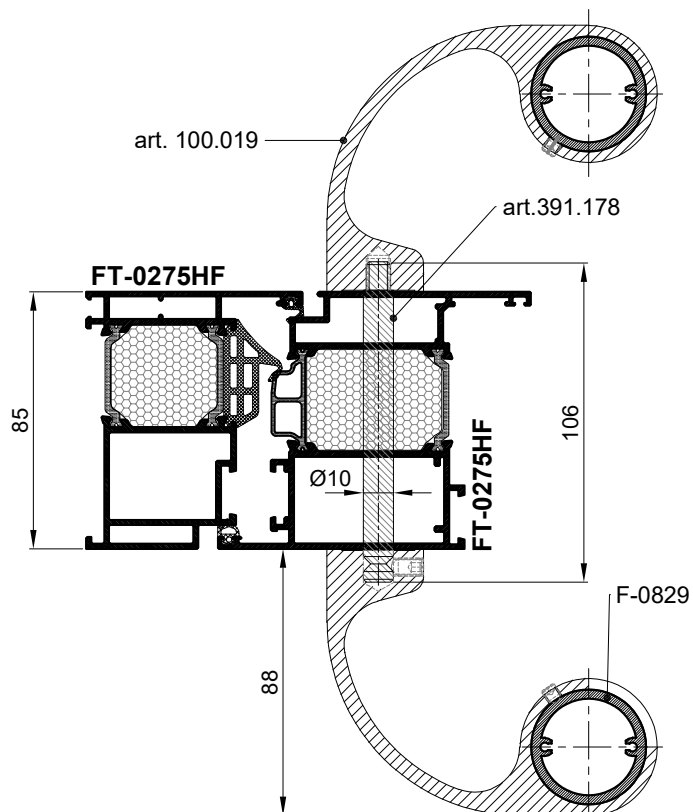
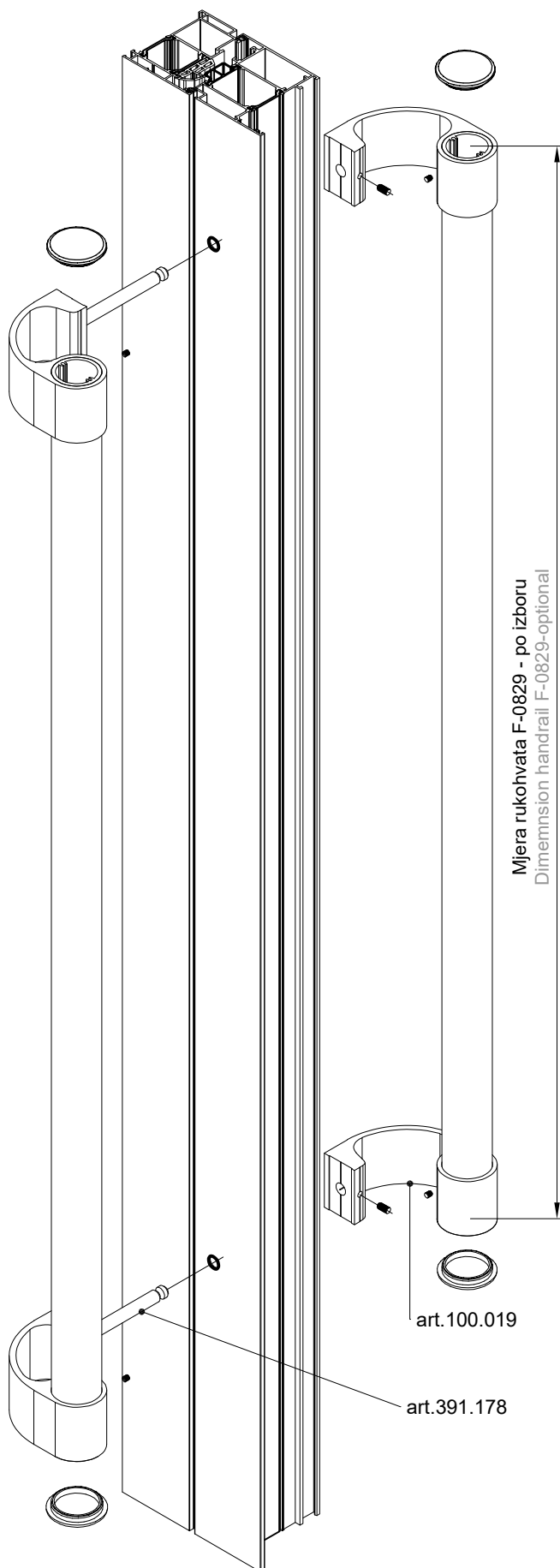
- 13 - 433.046 (za PVC čep)
- 13 - 433.046 (for PVC cover cap)
- 14 - PVC distancer 20x20x2 mm\*
- 14 - PVC packer 20x20x2 mm\*
- 15 - brtva 321.003
- 15 - gasket 321.003

\* - ne prodaje FEAL  
\* - not sold by FEAL

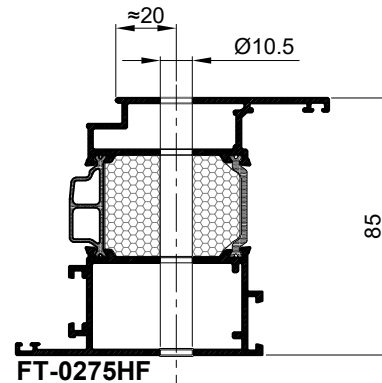
MONTAŽA FRANCUSKOG BALKONA, staklo 1010.4  
FRENCH BALCONY INSTALLATION, glass 1010.4



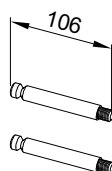
- |                                   |                                   |                                     |                                  |
|-----------------------------------|-----------------------------------|-------------------------------------|----------------------------------|
| 1 - profil rukohvata F-1490       | 5 - 433.134 (6 komada)            | 9 - nosiva pločica desna 391.149    | 13 - 433.046 (za PVC čep)        |
| 1 - handrail profile F-1490       | 5 - 433.134 (6 pieces)            | 9 - glass support right 391.149     | 13 - 433.046 (for PVC cover cap) |
| 2 - PVC čep 373.054               | 6 - 433.048 (svakih 200 mm)       | 10 - staklo 1010.4 Kaljeno lamistal | 14 - PVC distancer 20x20x2 mm*   |
| 2 - PVC cover cap 373.054         | 6 - 433.048 (every 200 mm)        | 10 - glass 88.2 toughened laminated | 14 - PVC packer 20x20x2 mm*      |
| 3 - brtva 311.001                 | 7 - poklopna lajsna F-0826        | 11 - brtva 340.055                  | 15 - brtva 321.002               |
| 3 - gasket 311.001                | 7 - cover profile F-0826          | 11 - gasket 340.055                 | 15 - gasket 321.002              |
| 4 - profil okomice F-1569         | 8 - nosiva pločica lijeva 391.148 | 12 - PVC distancer 100x30x4 mm*     | * - ne prodaje FEAL              |
| 4 - french balcony profile F-1569 | 8 - glass support left 391.148    | 12 - PVC packer 100x30x5 mm*        | * - not sold by FEAL             |



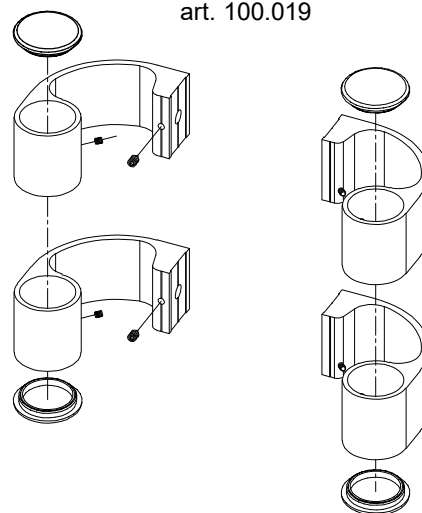
### OBRADA PROFILA KRILA SASH PROFILE PROCESSING



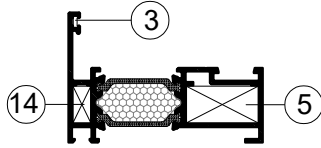
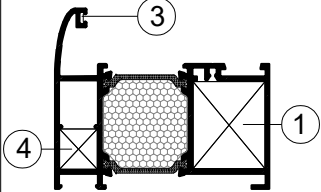
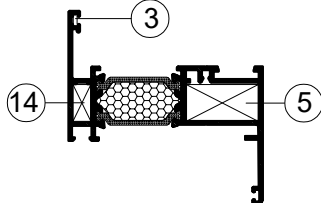
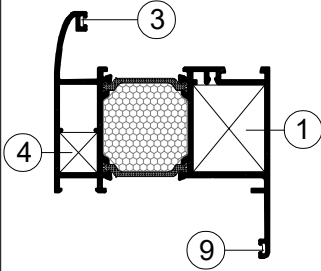
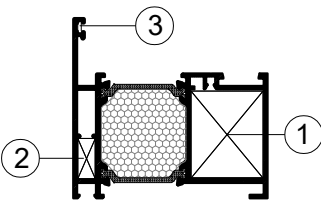
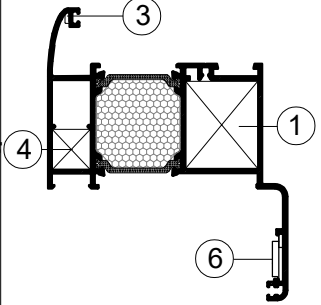
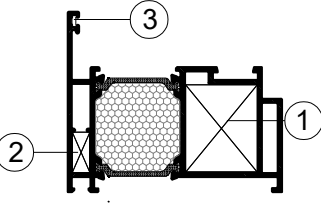
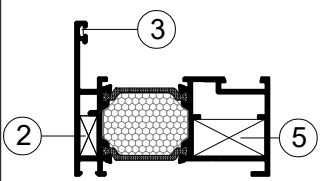
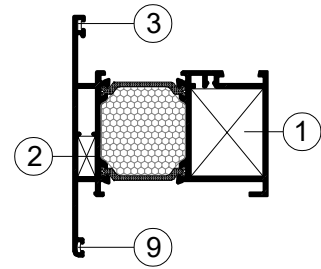
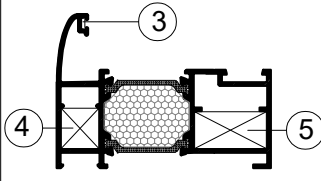
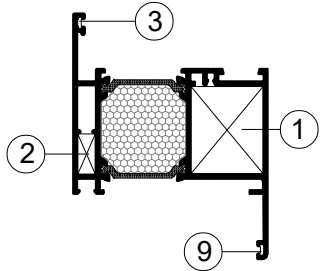
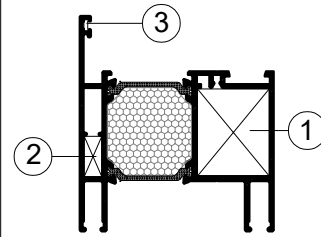
art. 391.178



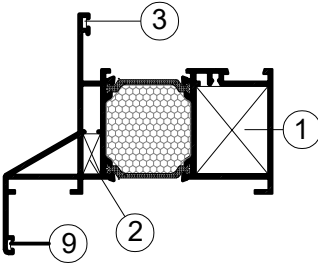
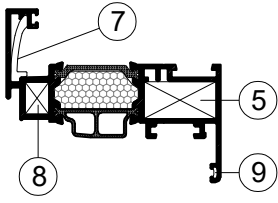
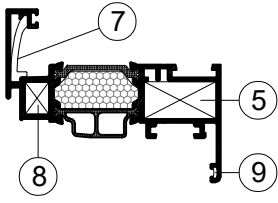
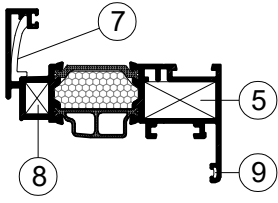
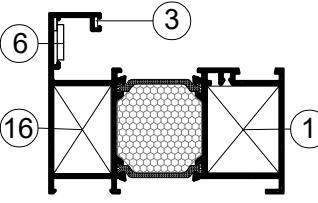
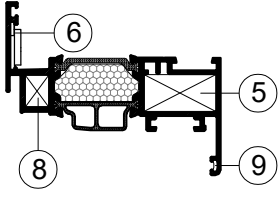
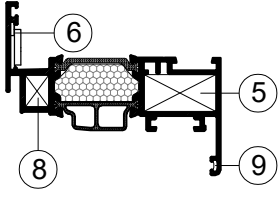
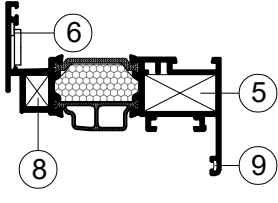
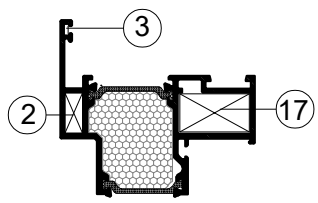
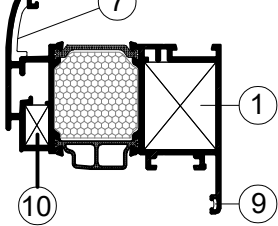
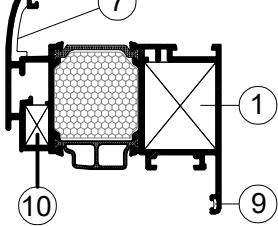
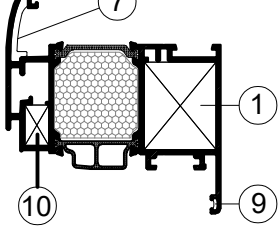
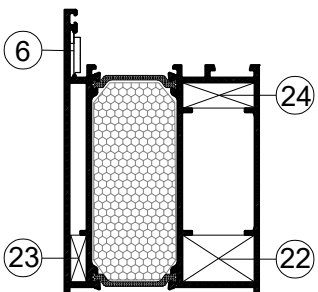
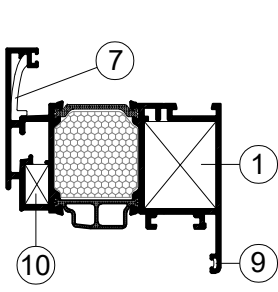
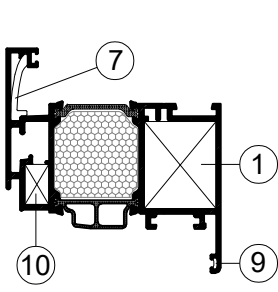
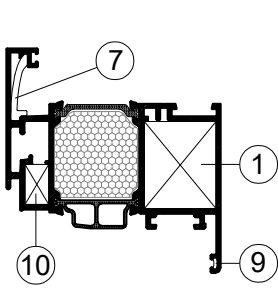
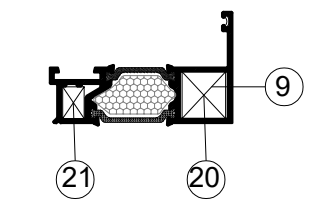
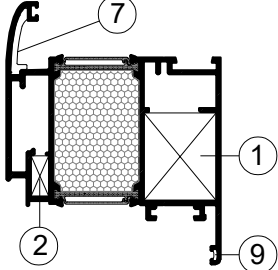
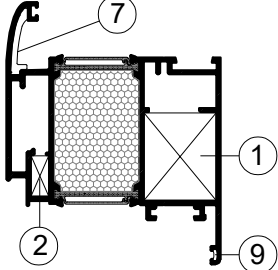
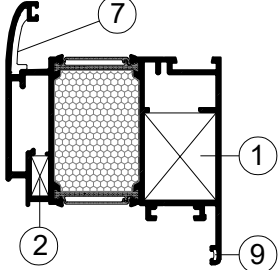
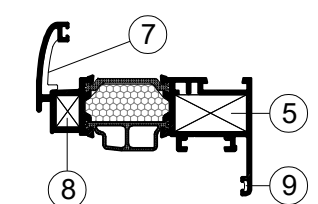
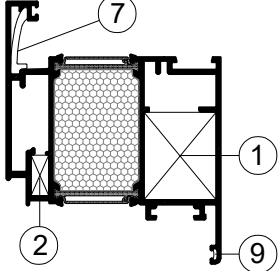
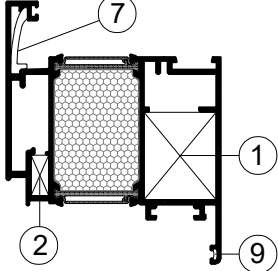
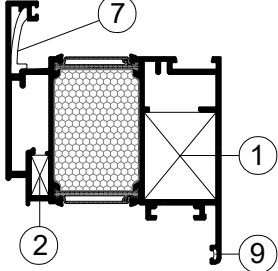
art. 100.019



### PRIKAZ KUTNIKA U PROFILIMA DISPLAY OF CORNER BRACKETS IN PROFILES

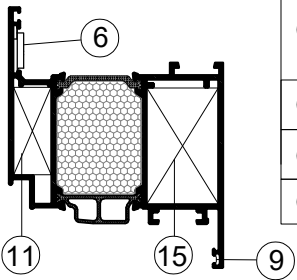
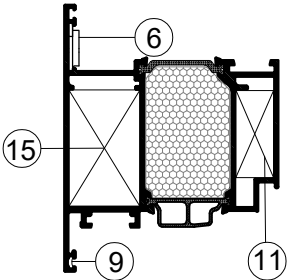
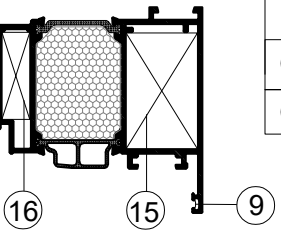
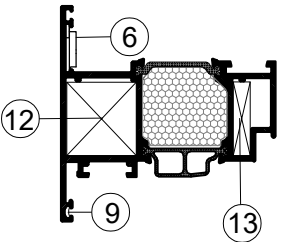
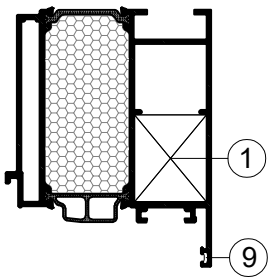
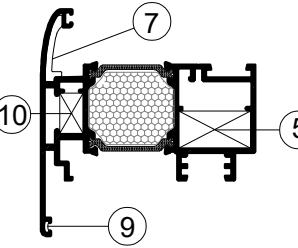
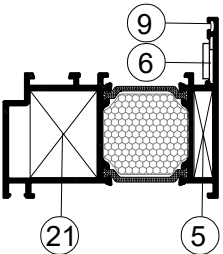
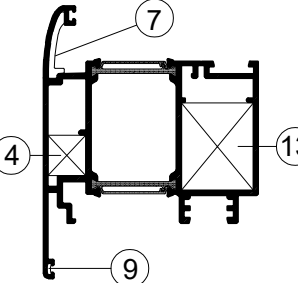
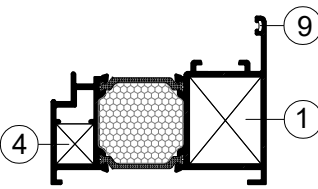
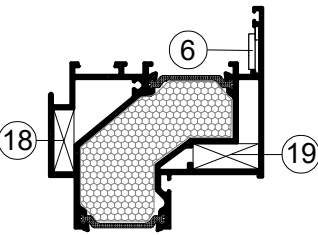
FT-0287HF		⑤	730.008	FT-0224HF		①	730.009
			710.450				710.059
			710.458				710.072
			731.001				710.454
			710.503				710.459
		③	730.002			③	730.002
FT-0298HF		⑤	730.008	FT-0229HF		①	730.009
			710.450				710.059
			710.458				710.072
			731.001				710.454
			710.503				710.459
		③	730.002			③	730.002
						⑨	730.001
FT-0201HF		①	730.009	FT-0249HF		①	730.009
			710.059				710.059
			710.072				710.072
			710.452				710.454
			730.002				710.459
		③				③	730.002
						⑥	731.010
FT-0274HF		①	730.009	FT-0233HF		⑤	730.008
			710.059				710.450
			710.072				710.458
			710.452				731.001
			730.002				710.452
		③				③	730.002
FT-0214HF		①	730.009	FT-0234HF		⑤	730.008
			710.059				710.450
			710.072				710.458
			710.452				731.001
			730.002				710.454
		③				④	710.459
		⑨	730.001			③	730.002
FT-0225HF		①	730.009	FT-0231HF		①	730.009
			710.059				710.059
			710.072				710.072
			710.452				710.452
			730.002				730.002
		③				③	
		⑨	730.001				

### PRIKAZ KUTNIKA U PROFILIMA DISPLAY OF CORNER BRACKETS IN PROFILES

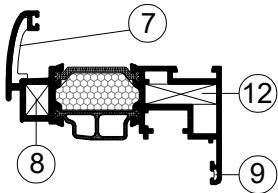
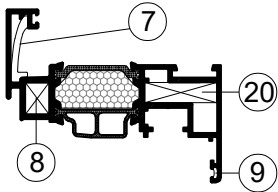
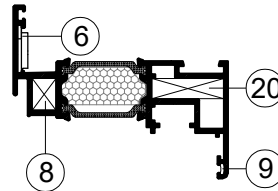
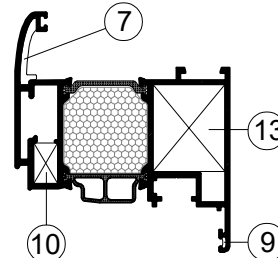
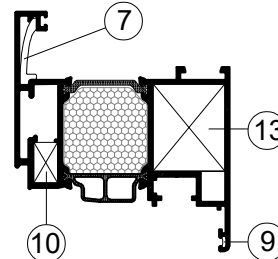
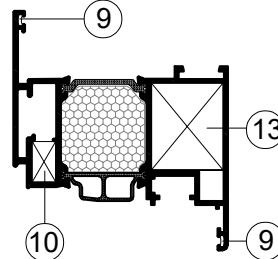
FT-0232HF			FT-0221HF			730.009 710.059 710.072 710.452 730.002 730.001	730.008 710.450 710.458 731.001 710.443 730.005 730.001
FT-0268HF			FT-0295HF			730.009 710.059 710.072 730.002 731.010 710.211	730.008 710.450 710.458 731.001 710.443 730.001 731.010
FT-0261HF			FT-0204HF			710.469 710.452 730.002	730.009 710.059 710.072 710.453 730.005 730.001
FT-0297HF			FT-0230HF			731.010 710.514 710.515 710.516	730.009 710.059 710.072 710.453 730.005 730.001
FT-0293HF			FT-0218HF			710.436 725.104 730.001	710.059 710.072 710.452 730.005 730.001
FT-0203HF			FT-0247HF			730.008 710.450 710.458 731.001 710.443 730.005 730.001	710.059 710.072 710.452 730.005 730.001



### PRIKAZ KUTNIKA U PROFILIMA DISPLAY OF CORNER BRACKETS IN PROFILES

FT-0275HF		15	710.062	FT-0279HF		15	710.062
			710.133				710.133
		11	710.172			11	710.172
		6	731.010			6	731.010
		9	730.001			9	730.001
FT-0291HF		15	710.062	FT-0283HF		12	710.215
			710.133				710.216
		16	710.425			6	731.010
		9	730.001			9	730.001
FT-1615HF		1	730.009	FT-0210HF		5	730.008
			710.059				710.450
			710.072				710.458
		9	730.001			10	710.453
						7	730.005
						9	730.001
FT-0278HF		21	710.214	FT-0219HF		13	710.059
		5	710.189				710.099
		6	731.010			4	710.454
		9	730.001				710.459
						7	730.005
						9	730.001
FT-0220HF		1	710.059				
			710.072				
		4	710.454				
			710.459				
		9	730.001				
FT-0290HF		18	725.705				
		19	725.711				
			725.712				
		6	731.010				

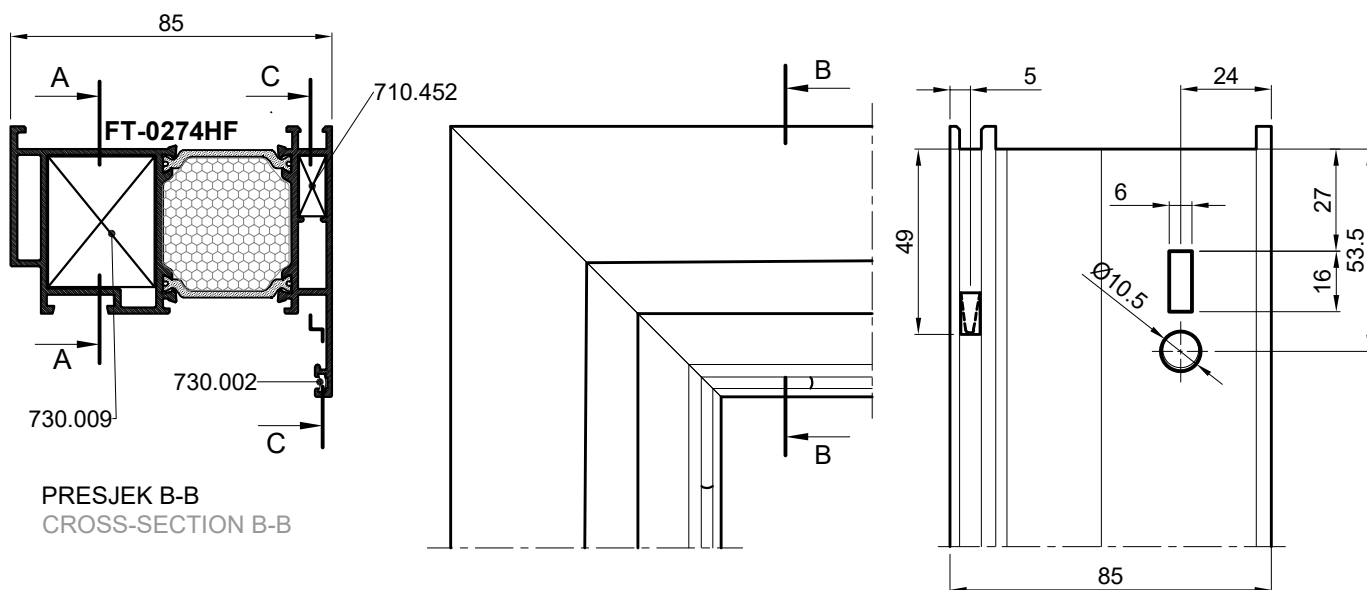
### PRIKAZ KUTNIKA U PROFILIMA DISPLAY OF CORNER BRACKETS IN PROFILES

FT-0236HF		(12)	710.461		
		(8)	710.443		
		(7)	730.005		
		(9)	730.001		
FT-0239HF		(20)	710.461		
		(8)	710.443		
		(7)	730.005		
		(9)	730.001		
FT-0296HF		(20)	710.461		
		(8)	710.443		
		(9)	730.001		
		(6)	731.010		
FT-0244HF		(13)	710.059		
			710.099		
		(10)	710.453		
		(7)	730.005		
		(9)	730.001		
FT-0246HF		(13)	710.059		
			710.099		
		(10)	710.453		
		(7)	730.005		
		(9)	730.001		
FT-1610HF		(13)	710.059		
			710.099		
		(10)	710.453		
		(9)	730.001		



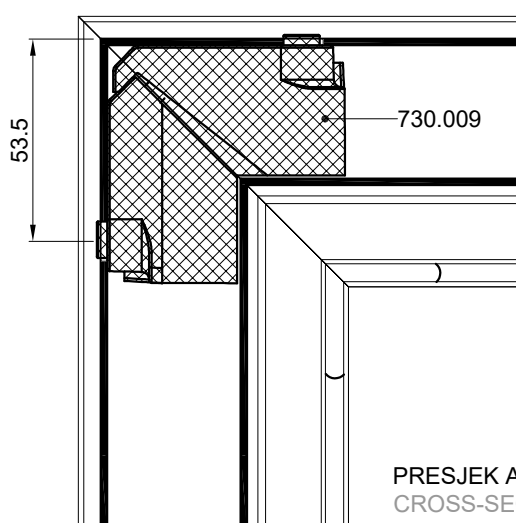
### SPAJANJE PROFILA FT-0274HF KUTNICIMA 730.009, 710.452

### PROFILE CONNECTION FT-0274HF WITH CORNER BRACKETS 730.009, 710.452



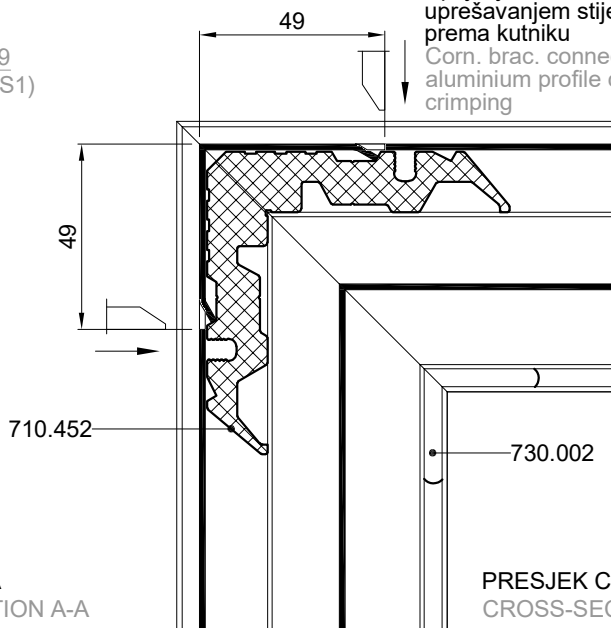
PRESJEK B-B  
CROSS-SECTION B-B

Spajanje kutnikom 730.009 s  
predobradom štanca - (štanca S1)  
Conection with corner bracket 730.009  
with punching preprocessing -(punch S1)

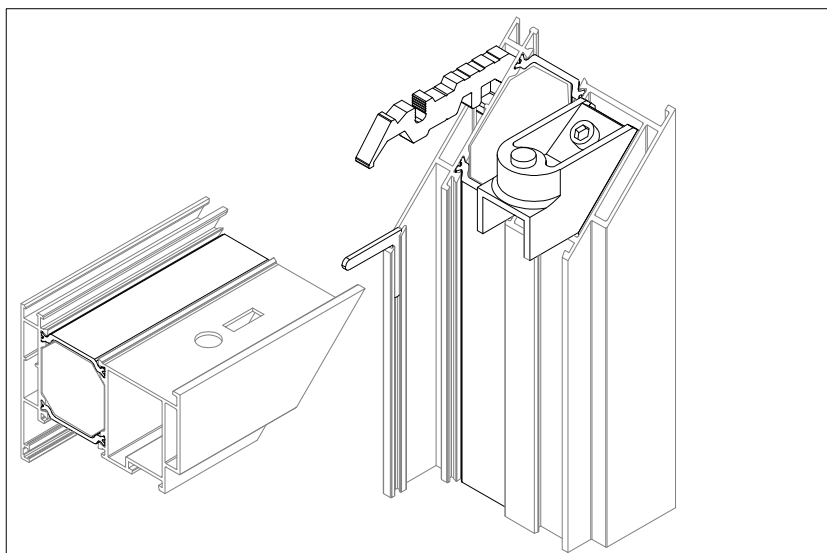


PRESJEK A-A  
CROSS-SECTION A-A

Spajanje kutnikom 710.452  
uprešavanjem stijenke profila  
prema kutniku  
Corn. brac. connection 710.452  
aluminium profile corner  
crimping

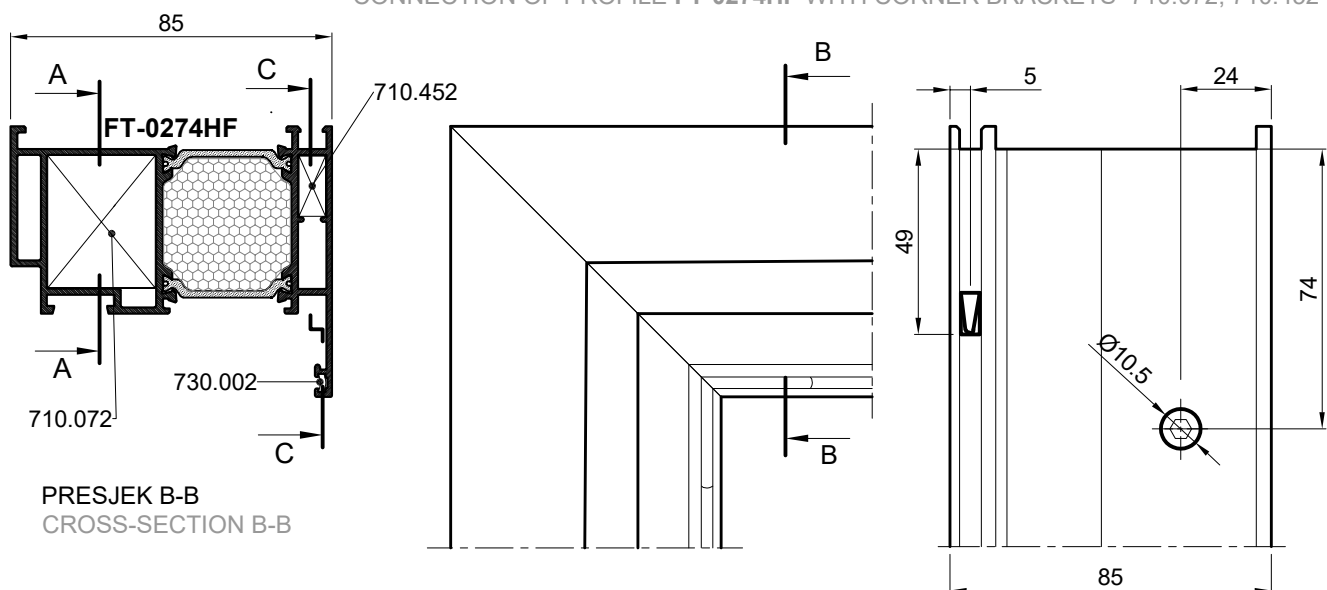


PRESJEK C-C  
CROSS-SECTION C-C



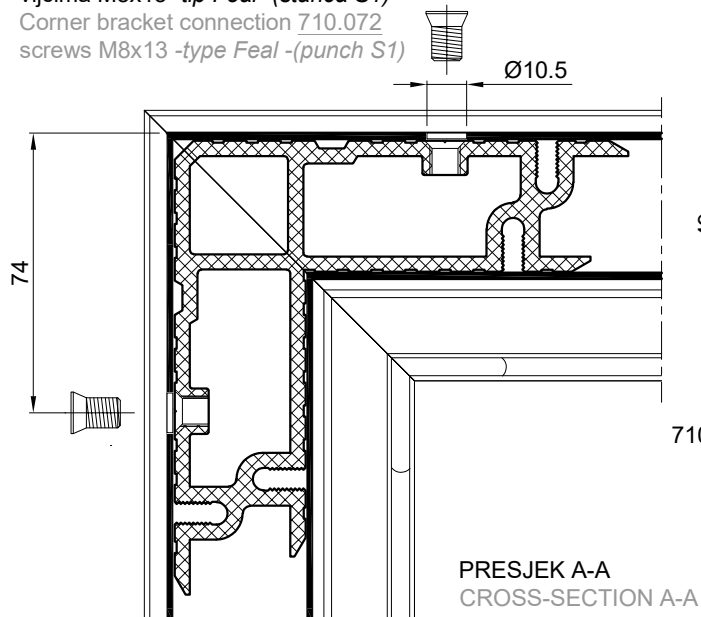
### SPAJANJE PROFILA **FT-0274HF** KUTNICIMA 710.072, 710.452

### CONNECTION OF PROFILE **FT-0274HF** WITH CORNER BRACKETS 710.072, 710.452



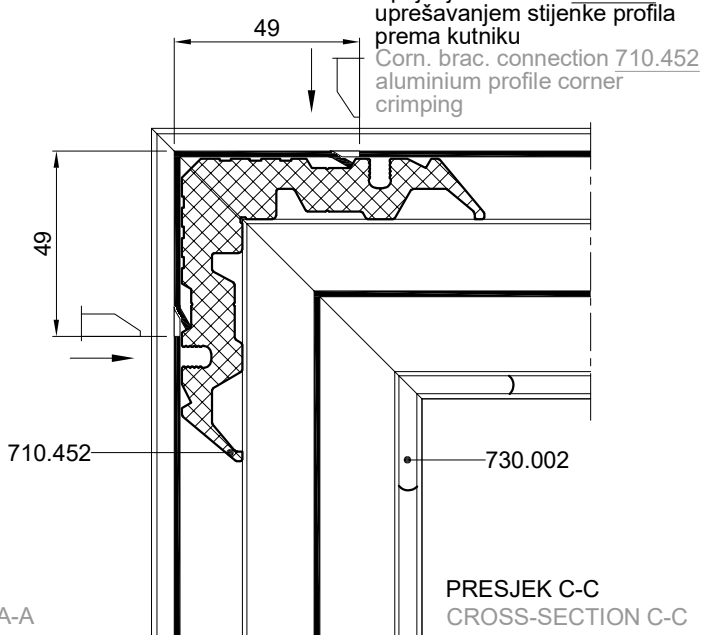
PRESJEK B-B  
CROSS-SECTION B-B

Spajanje kutnikom 710.072  
vijcima M8x13 -tip Feal -(štanca S1)  
Corner bracket connection 710.072  
screws M8x13 -type Feal -(punch S1)

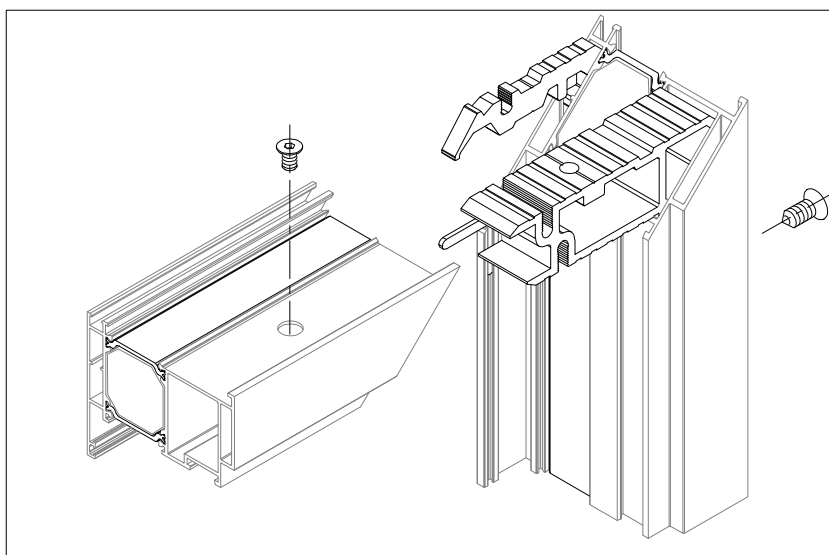


PRESJEK A-A  
CROSS-SECTION A-A

Spajanje kutnikom 710.452  
uprešavanjem stijenke profila  
prema kutniku  
Corn. brac. connection 710.452  
aluminium profile corner  
crimping

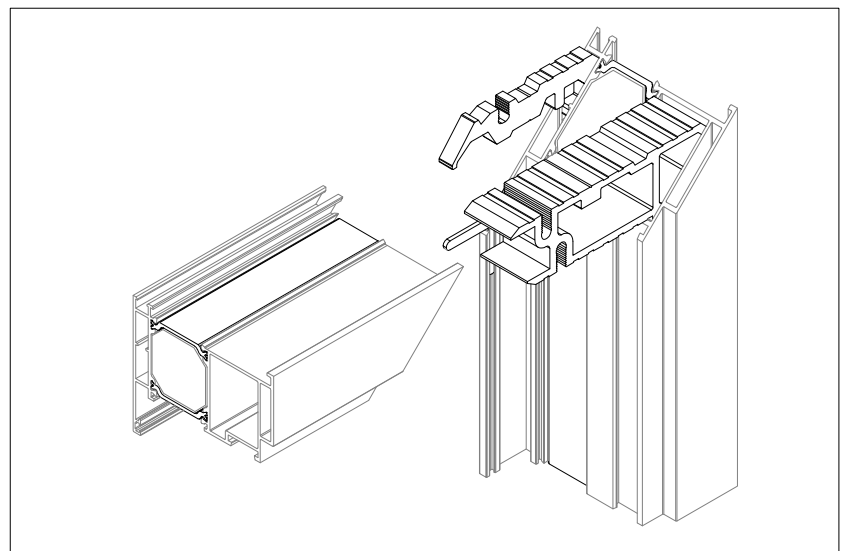
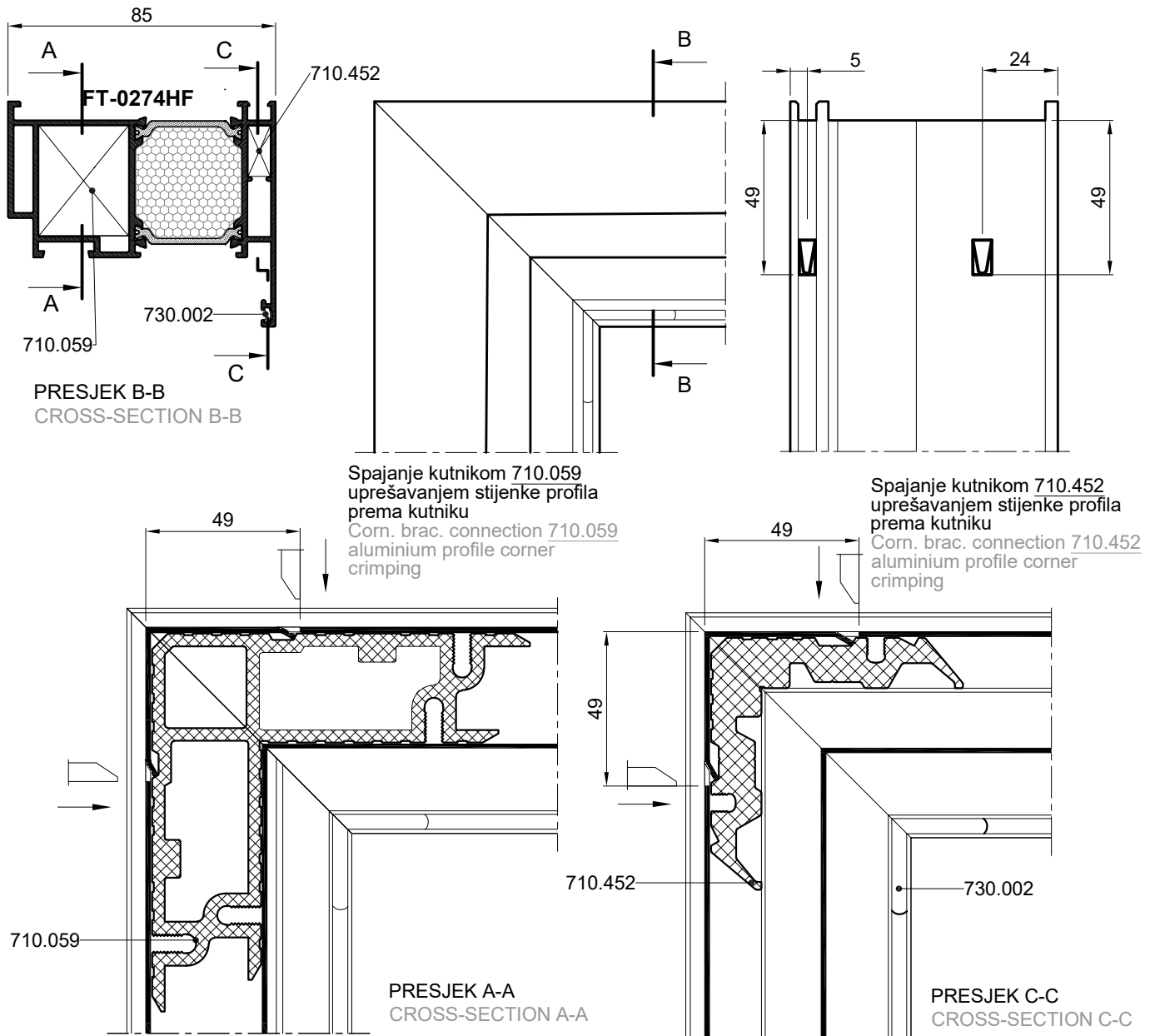


PRESJEK C-C  
CROSS-SECTION C-C



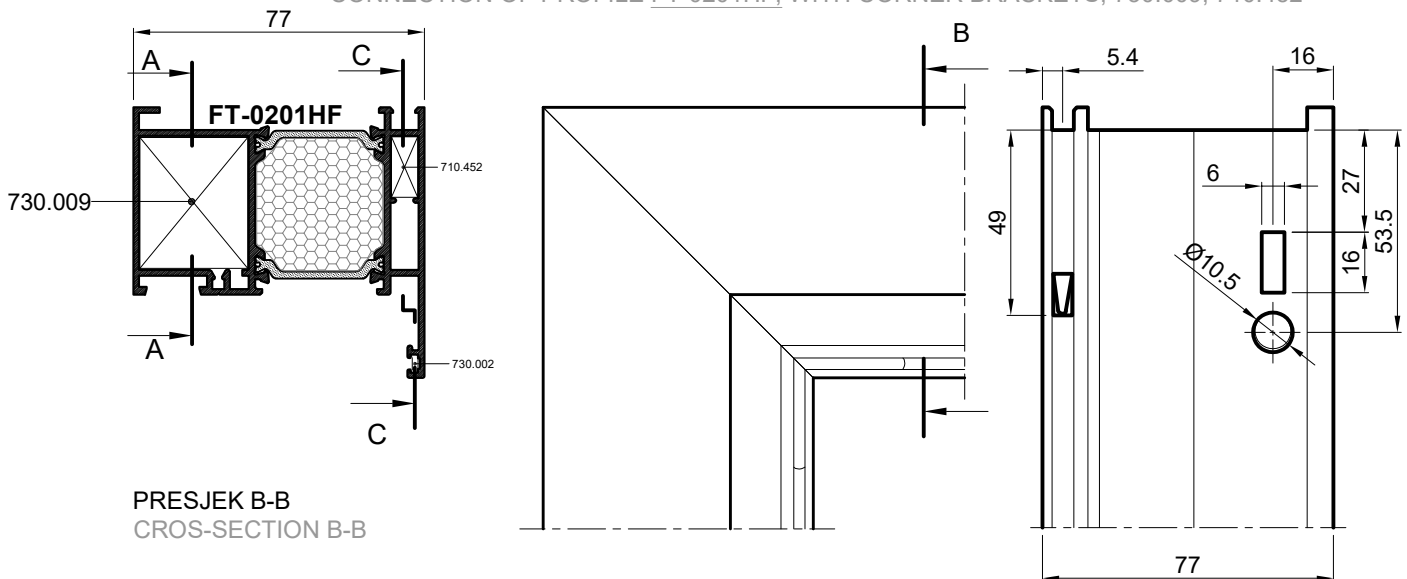
### SPAJANJE PROFILA FT-0274HF KUTNICIMA 710.059, 710.452

CONNECTION OF PROFILE FT-0274HF WITH PROFILE 710.059, 710.452



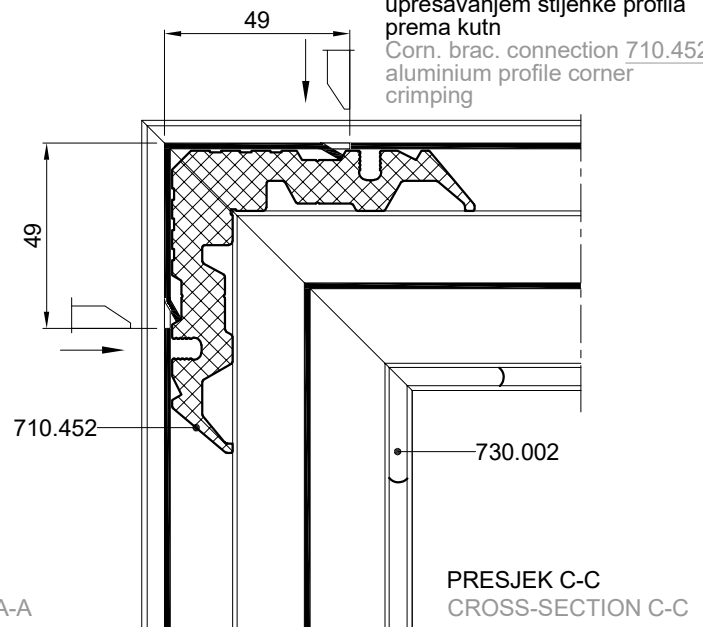
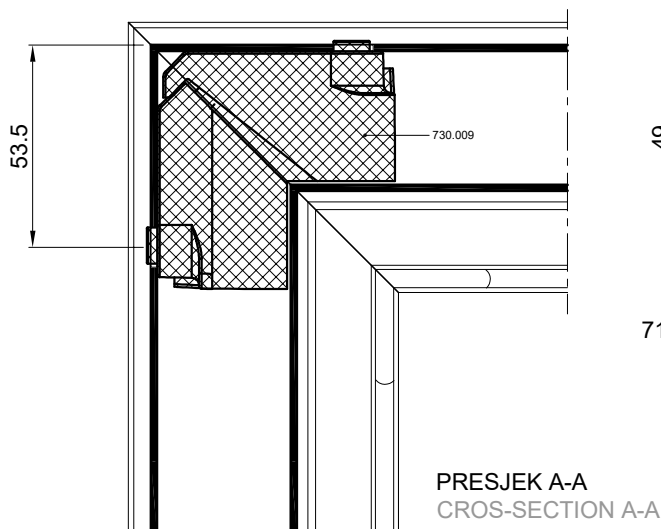
SPAJANJE PROFILA FT-0201HF; KUTNICIMA; 730.009, 710.452

CONNECTION OF PROFILE FT-0201HF; WITH CORNER BRACKETS; 730.009, 710.452



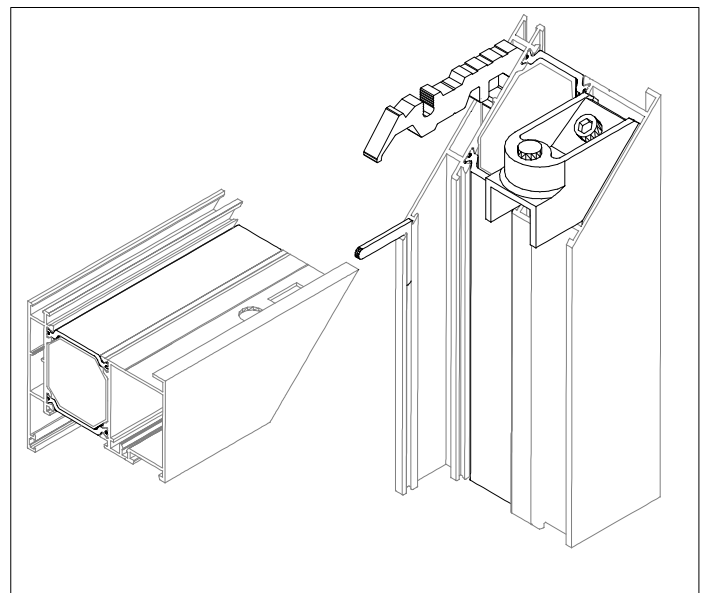
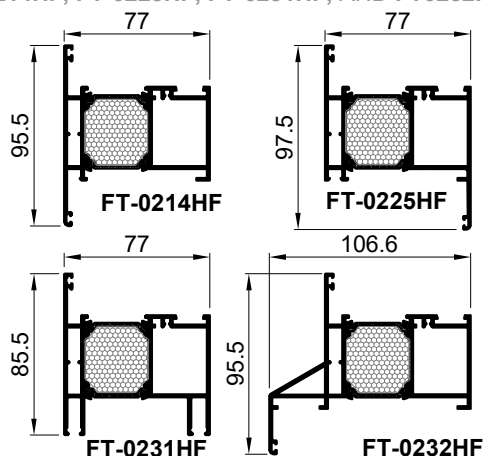
Spajanje kutnikom 730.009 s  
predobradom štancanja - (štanca S1)  
Conenction with corner bracket 730.009  
with punching preprocessing - (punch S1)

Spajanje kutnikom 710.452  
uprešavanjem stijenke profila  
prema kutn  
Corn. brac. connection 710.452  
aluminium profile corner  
crimping



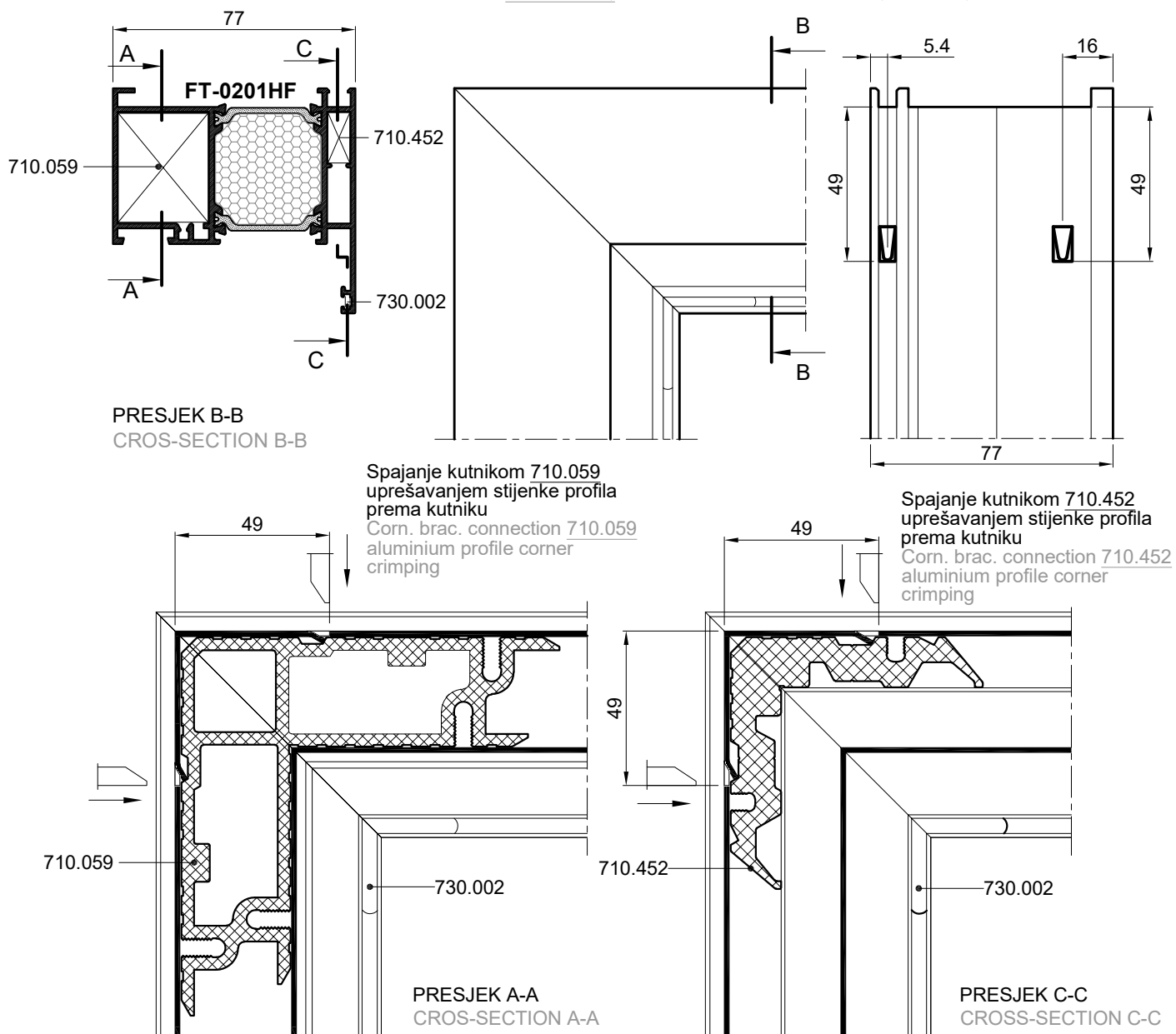
OVAJ RASPORED I NAČIN SPAJANJA KUTNICIMA  
PRIMJENJIV JE I NA PROFILE RAMA: FT-0214HF, FT-0225HF,  
FT-0231HF, i FT0232HF

THIS ARRANGEMENT AND BIDDING METHOD WITH CORNER  
BRACKETS IS ALSO APPLICABLE FOR FRAME  
PROFILES  
FT-0214HF, FT-0225HF, FT-0231HF, AND FT0232HF



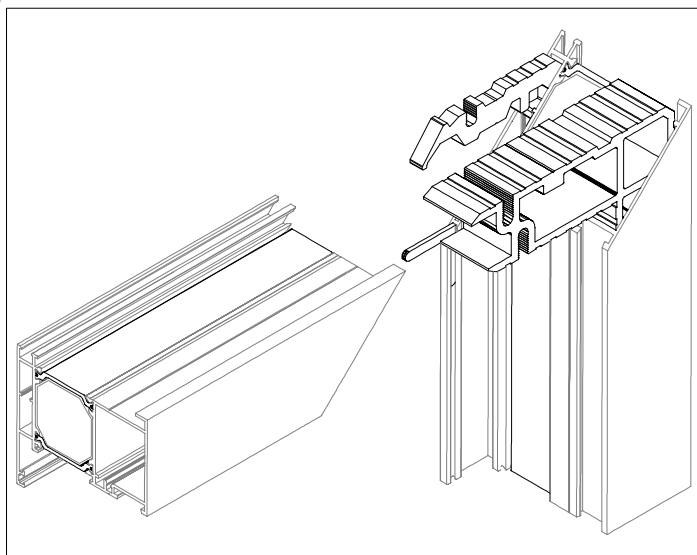
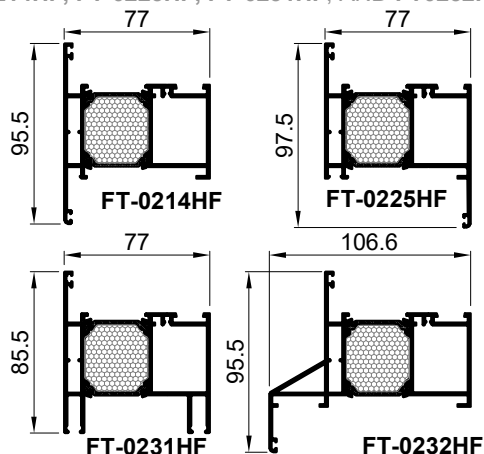
SPAJANJE PROFILA FT-0201HF; KUTNICIMA; 710.059, 710.452

CONNECTION OF PROFILE FT-0201HF; WITH CORNER BRACKETS; 710.059, 710.452



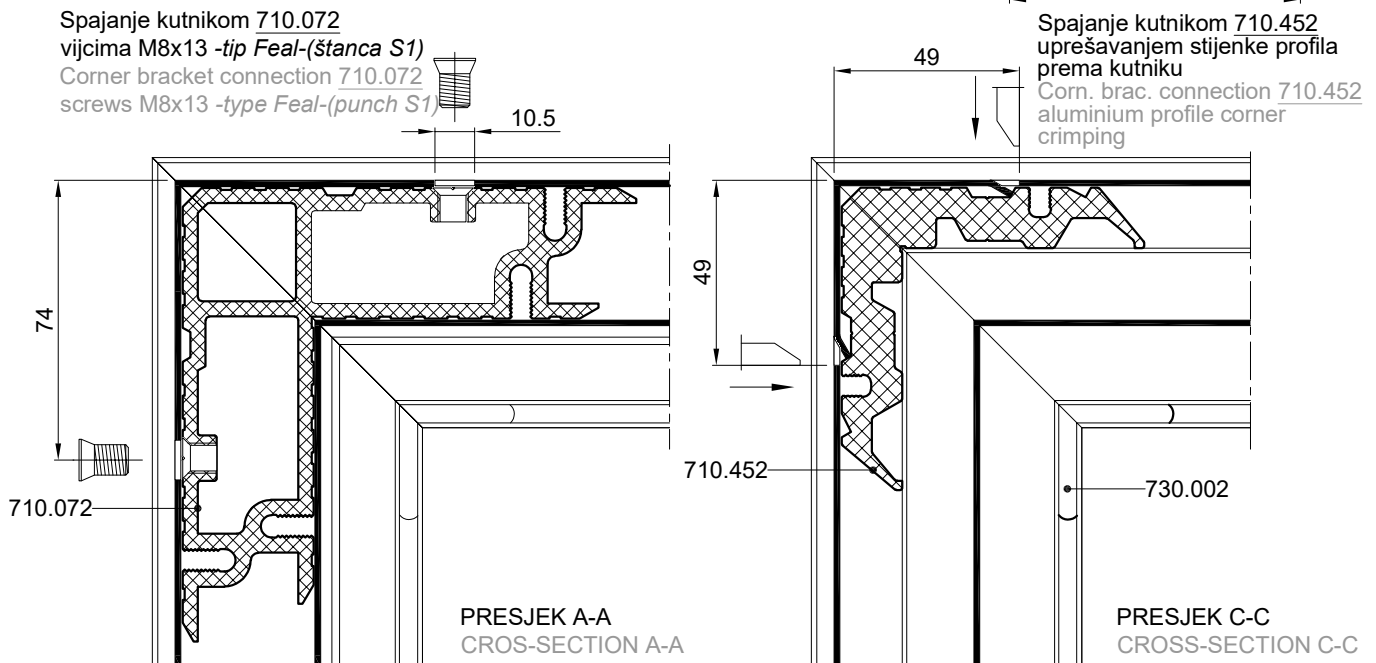
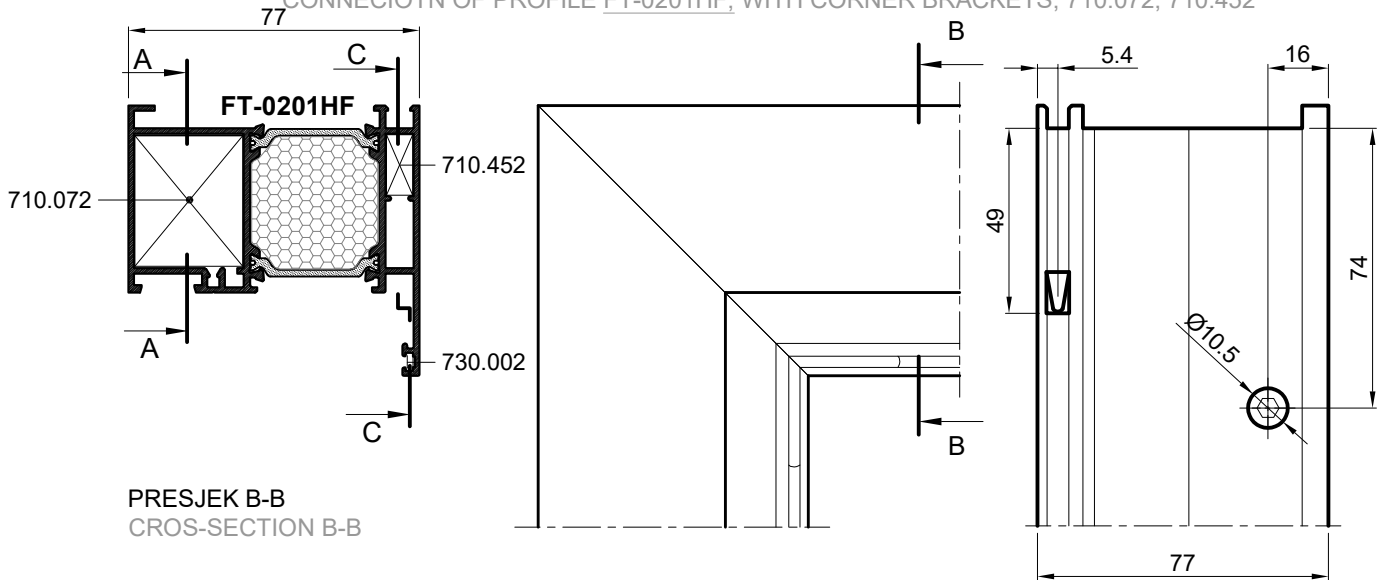
OVAJ RASPORED I NAČIN SPAJANJA KUTNICIMA PRIMJENJIV JE I NA PROFILE RAMA: FT-0214HF, FT-0225HF, FT-0231HF, i FT0232HF

THIS ARRANGEMENT AND BIDDING METHOD WITH CORNER BRACKETS IS ALSO APPLICABLE FOR FRAME PROFILES FT-0214HF, FT-0225HF, FT-0231HF, AND FT0232HF



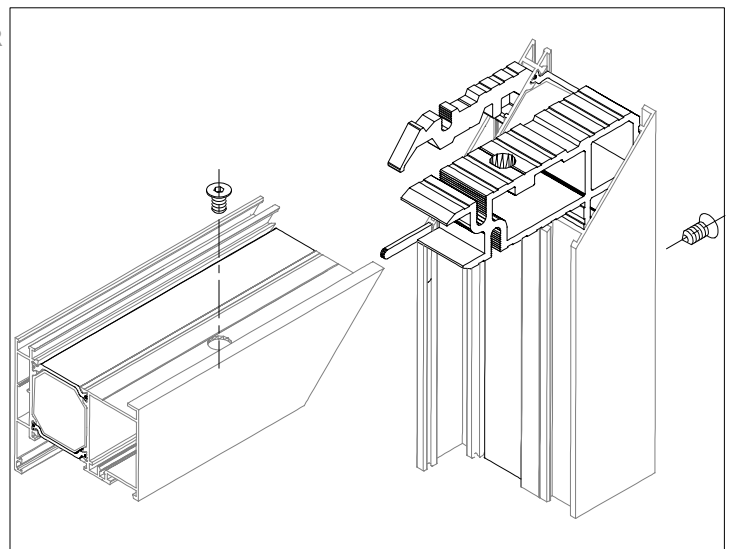
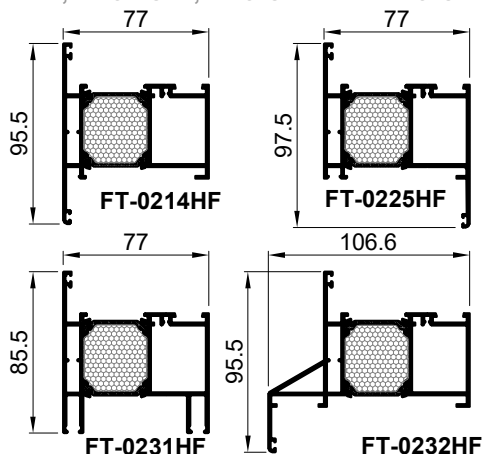
### SPAJANJE PROFILA FT-0201HF; KUTNICIMA; 710.072, 710.452

### CONNOCIOTN OF PROFILE FT-0201HF; WITH CORNER BRACKETS; 710.072, 710.452



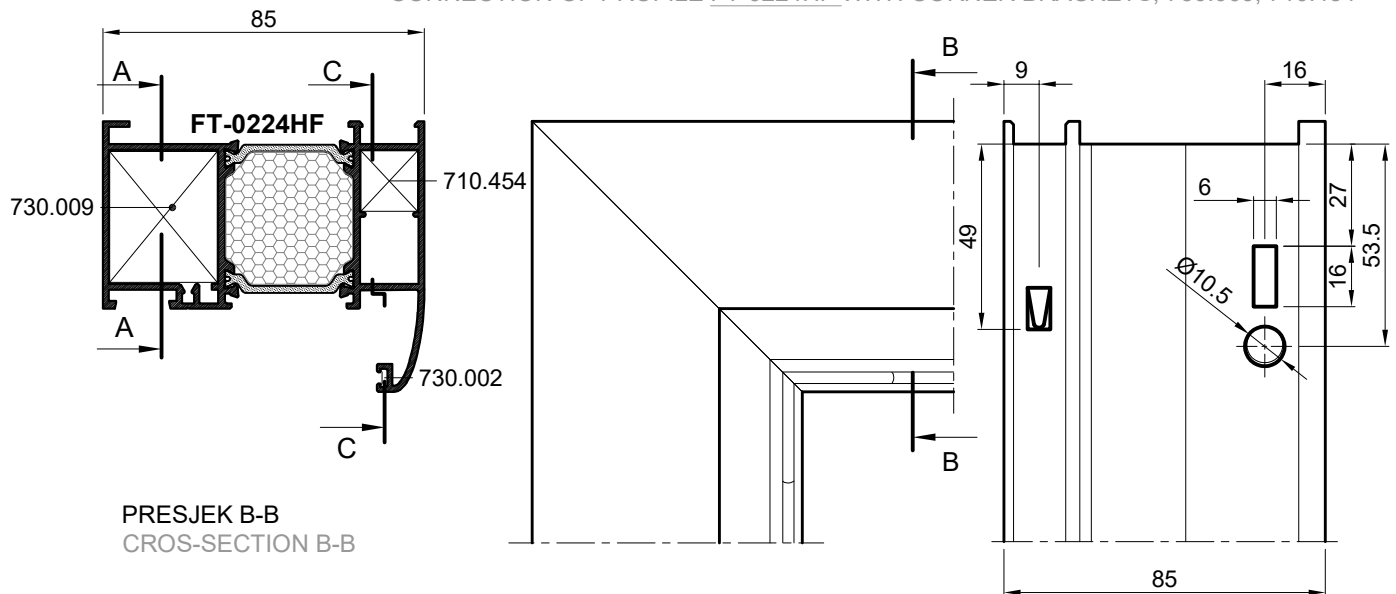
OVAJ RASPORED I NAČIN SPAJANJA KUTNICIMA  
PRIMJENJIV JE I NA PROFILE RAMA: FT-0214HF, FT-0225HF,  
FT-0231HF, i FT0232HF

THIS ARRANGEMENT AND BIDDING METHOD WITH CORNER  
BRACKETS IS ALSO APPLICABLE FOR FRAME PROFILES  
FT-0214HF, FT-0225HF, FT-0231HF AND FT0232HF

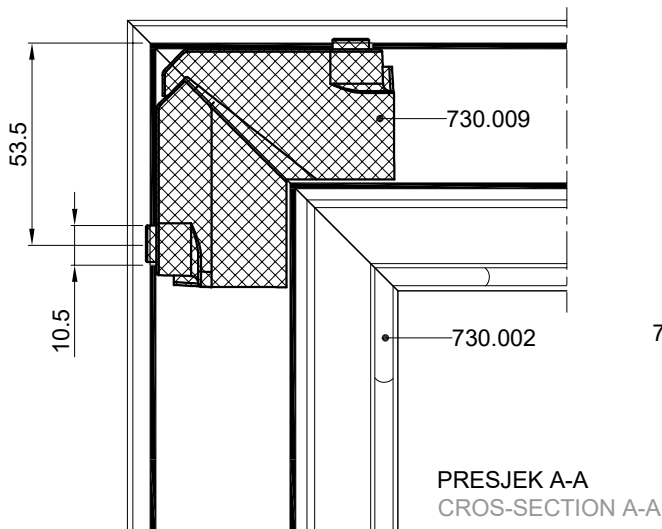


### SPAJANJE PROFILA FT-0224HF KUTNICIMA; 730.009, 710.454

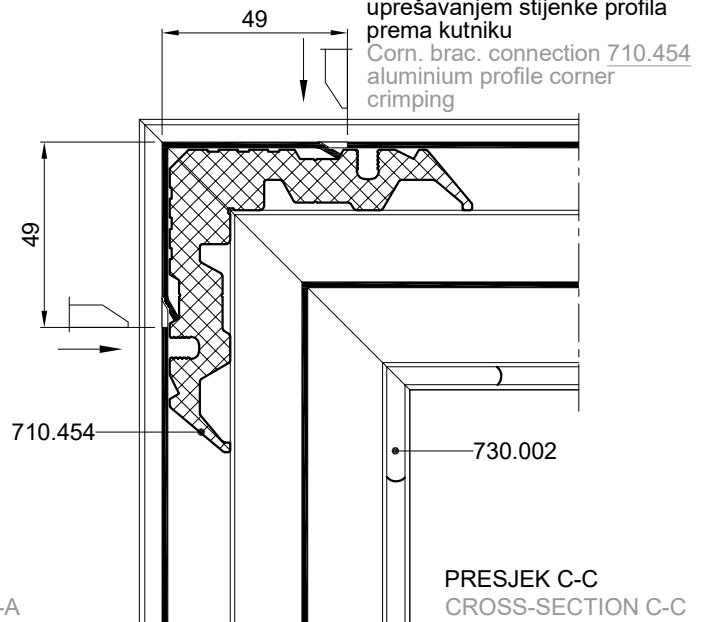
CONNECTION OF PROFILE FT-0224HF WITH CORNER BRACKETS; 730.009, 710.454



Spajanje kutnikom 730.009 s  
predobradom štancanja-(štanca S1)  
Connectin with corner bracket 730.009  
with punching preprocessing-(punch S1)

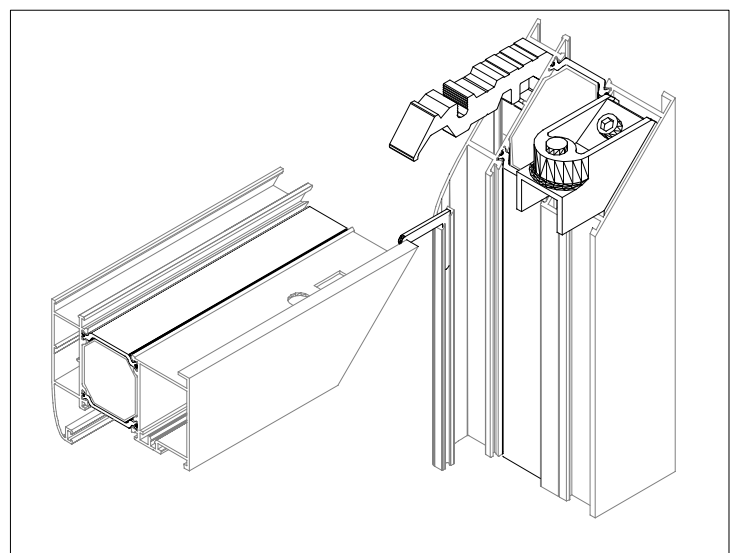
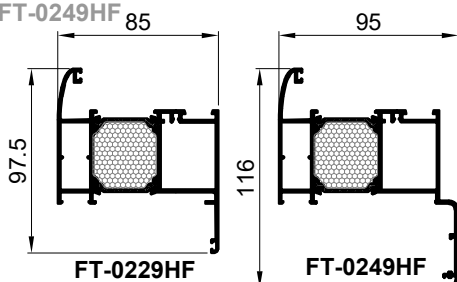


Spajanje kutnikom 710.454  
uprešavanjem stijenke profila  
prema kutniku  
Corn. brac. connection 710.454  
aluminium profile corner  
crimping



OVAJ RASPORED I NAČIN SPAJANJA  
KUTNICIMA PRIMJENJIV JE I NA PROFILE RAMA  
FT-0229HF i FT-0249HF

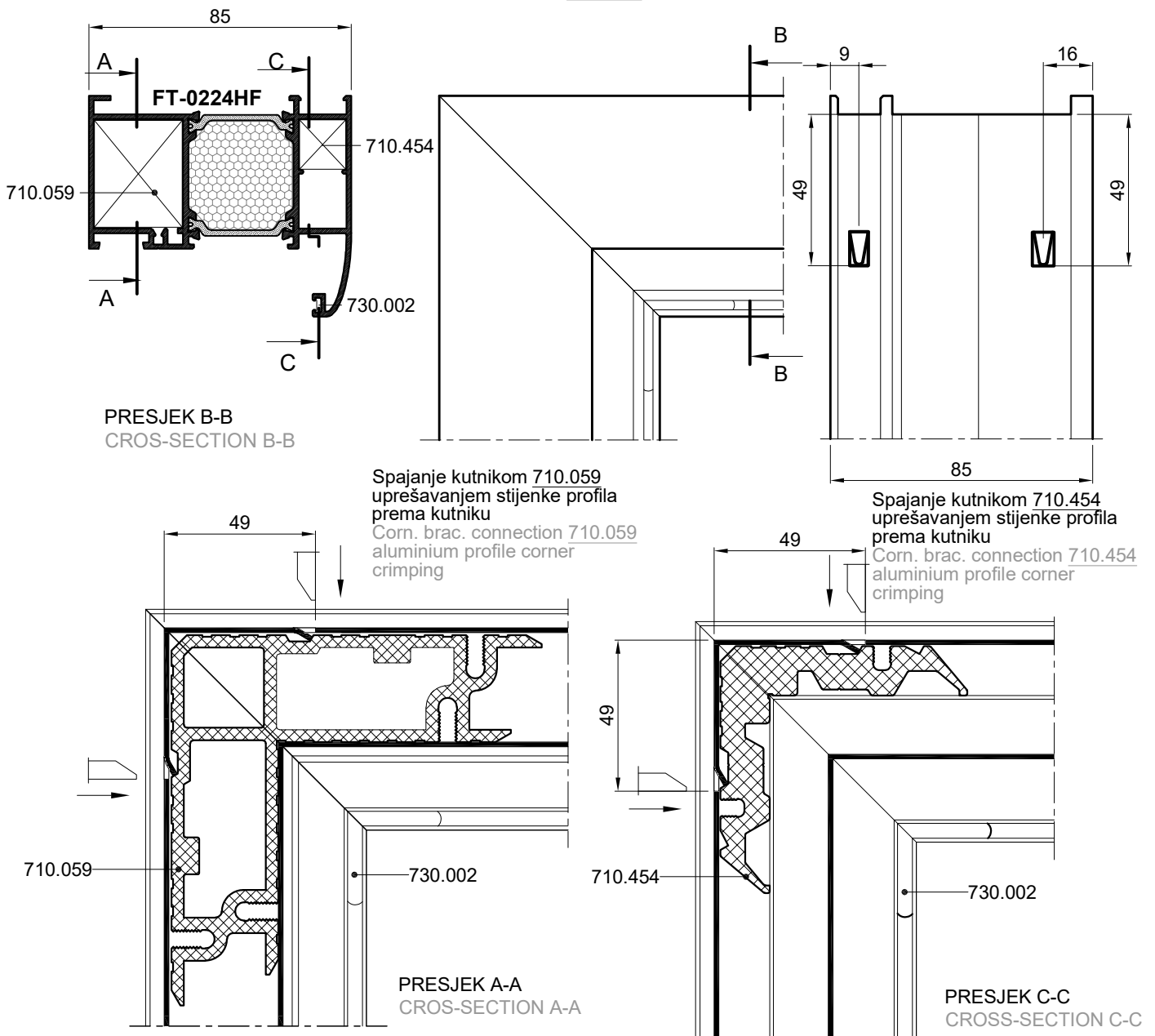
THIS ARRANGEMENT AND BIDDING METHOD  
WITH CORNER BRACKETS IS ALSO APPLICABLE  
FOR FRAME PROFILE FT-0229HF AND  
FT-0249HF





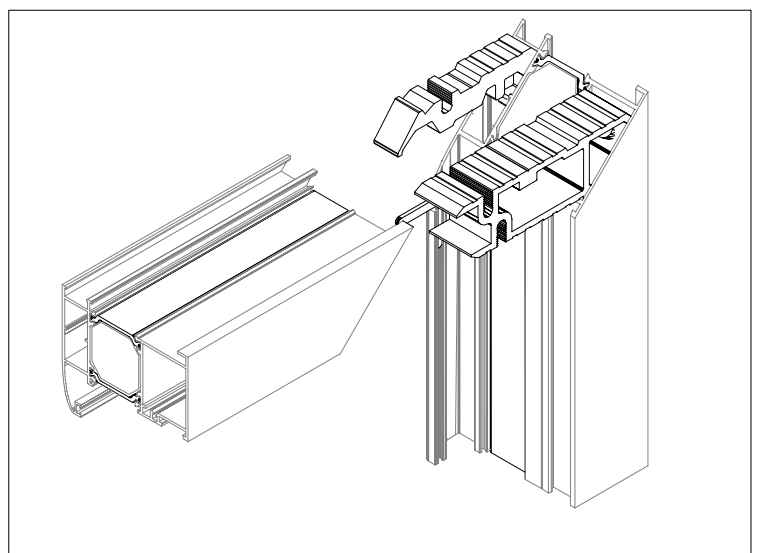
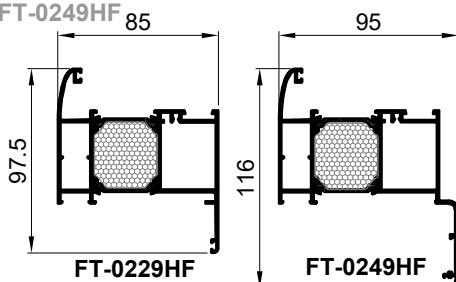
### SPAJANJE PROFILA FT-0224HF KUTNICIMA; 710.059, 710.454

### CONNECTION OF PROFILE FT-0224HF WITH CORNER BRACKETS; 710.059, 710.454



OVAJ RASPORED I NAČIN SPAJANJA KUTNICIMA PRIMJENJIV JE I NA PROFILE RAMA FT-0229HF i FT-0249HF

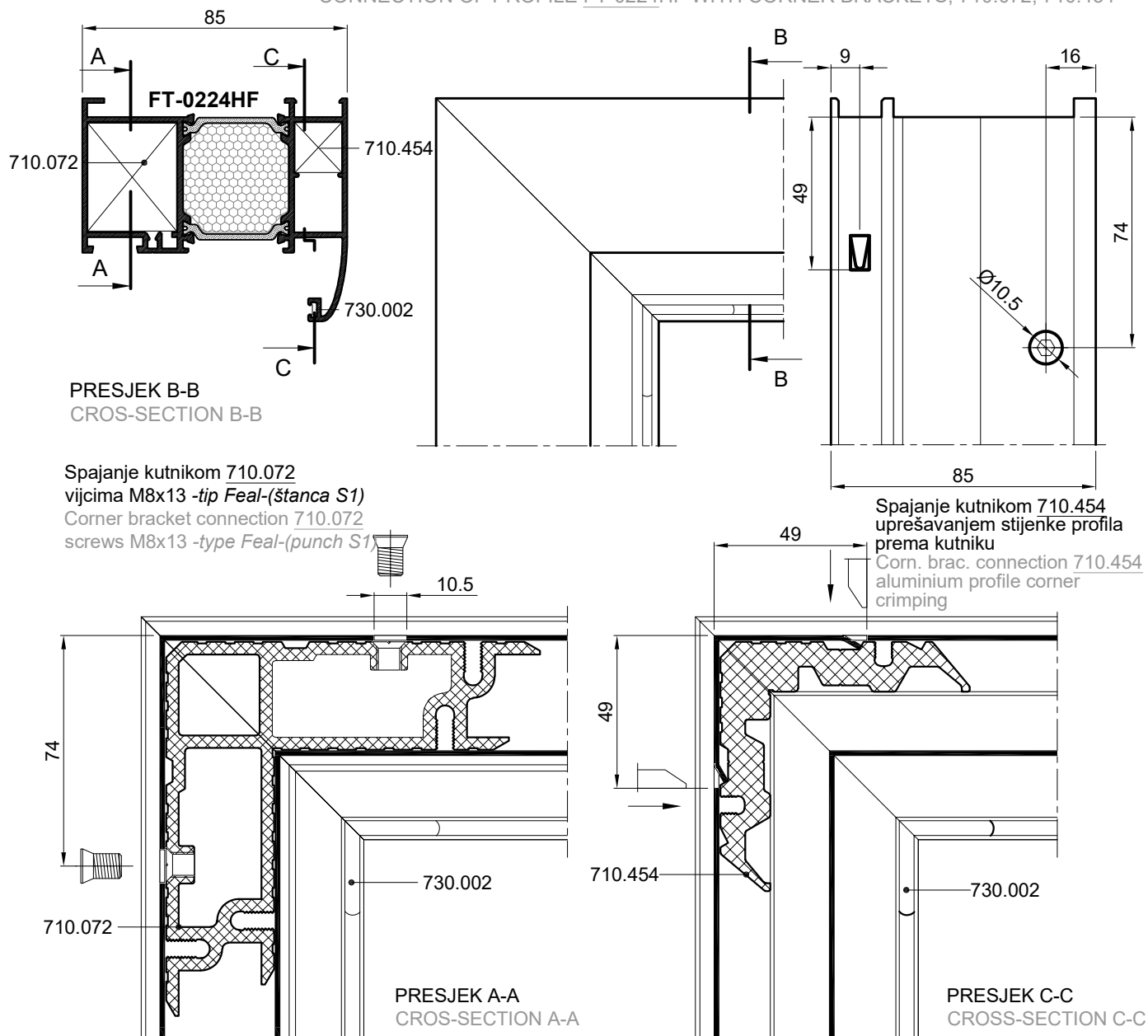
THIS ARRANGEMENT AND BIDDING METHOD WITH CORNER BRACKETS IS ALSO APPLICABLE FOR FRAME PROFILE FT-0229HF AND FT-0249HF





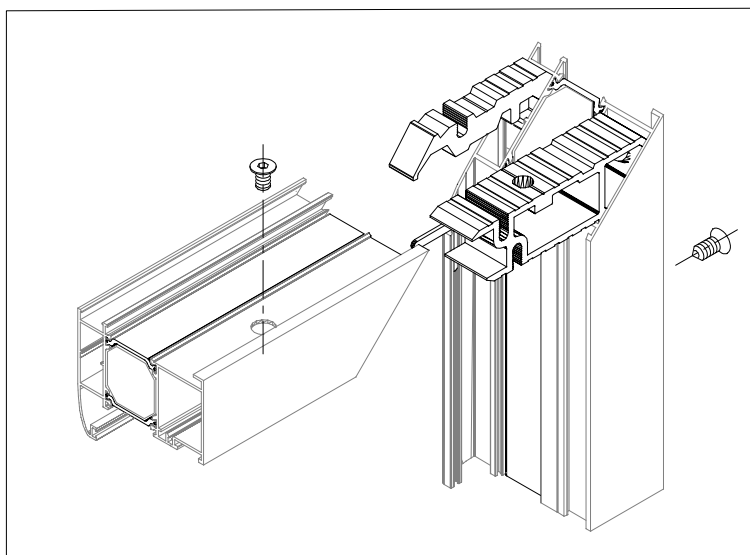
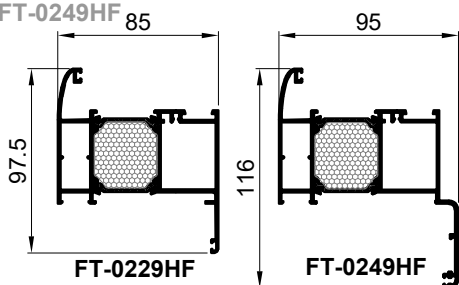
### SPAJANJE PROFILA FT-0224HF KUTNICIMA; 710.072, 710.454

CONNECTION OF PROFILE FT-0224HF WITH CORNER BRACKETS; 710.072, 710.454



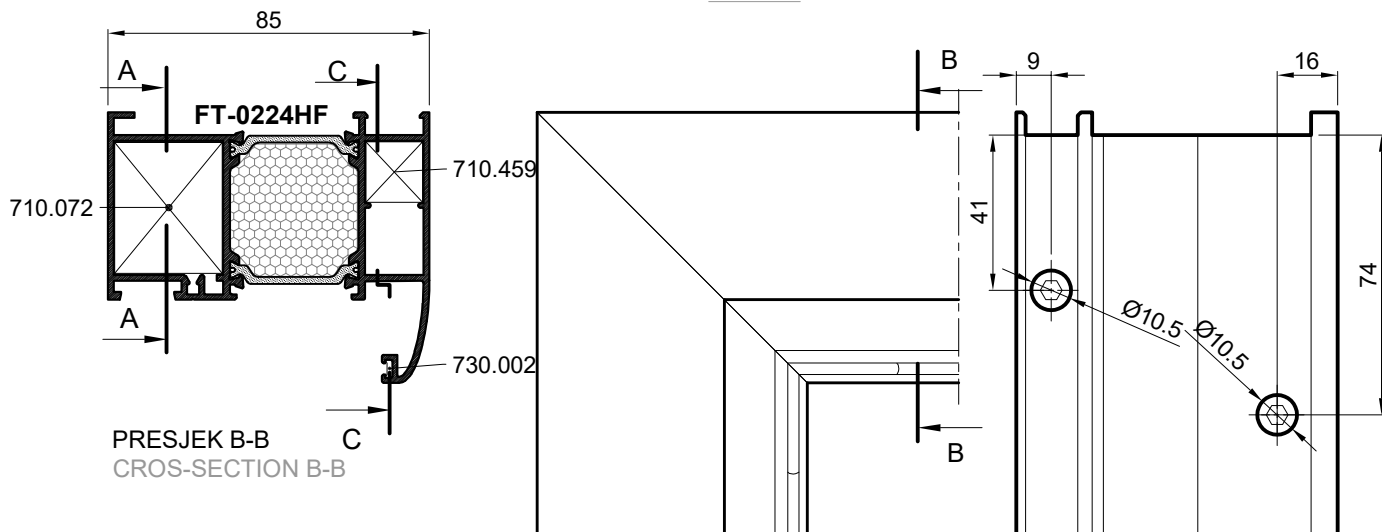
OVAJ RASPORED I NAČIN SPAJANJA  
KUTNICIMA PRIMJENJIV JE I NA PROFILE RAMA  
FT-0229HF i FT-0249HF

THIS ARRANGEMENT AND BIDDING METHOD  
WITH CORNER BRACKETS IS ALSO APPLICABLE  
FOR FRAME PROFILE FT-0229HF AND  
FT-0249HF

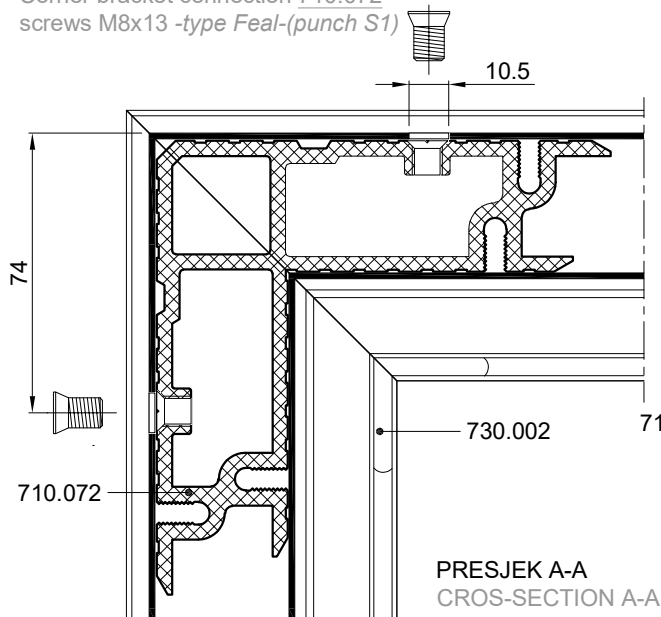


### SPAJANJE PROFILA FT-0224HF KUTNICIMA; 710.072, 710.459

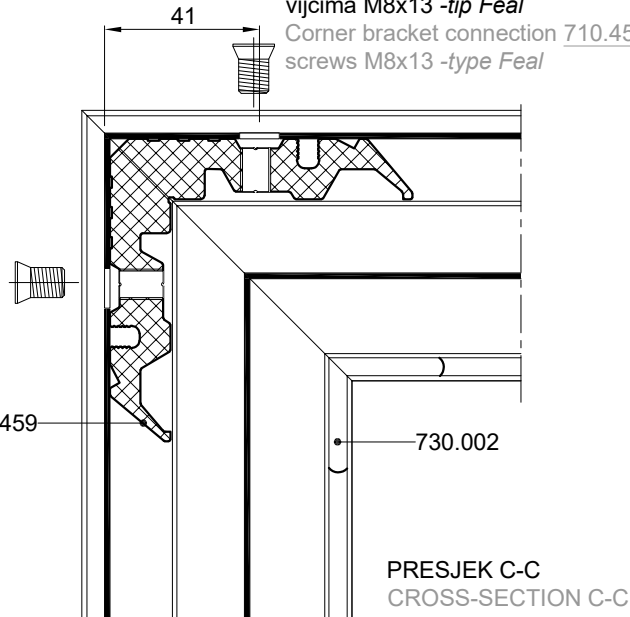
CONNECTION OF PROFILE FT-0224HF WITH CORNER BRACKETS; 710.072, 710.459



Spajanje kutnikom 710.072  
vijcima M8x13 -tip Feal-(štanca S1)  
Corner bracket connection 710.072  
screws M8x13 -type Feal-(punch S1)

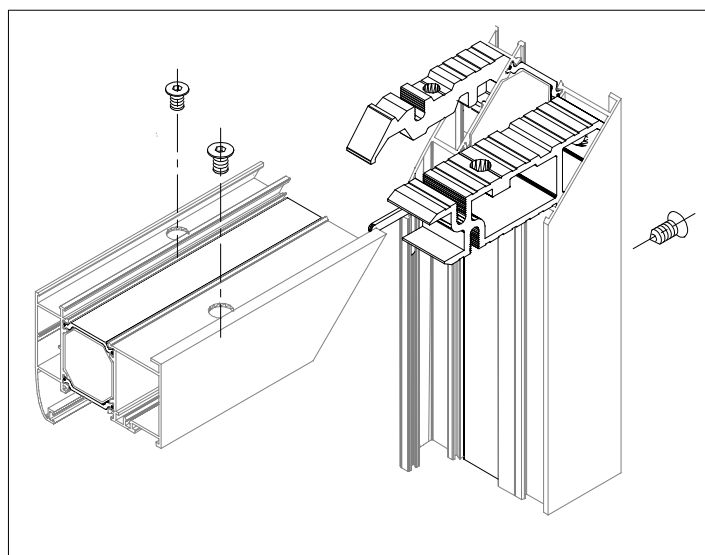
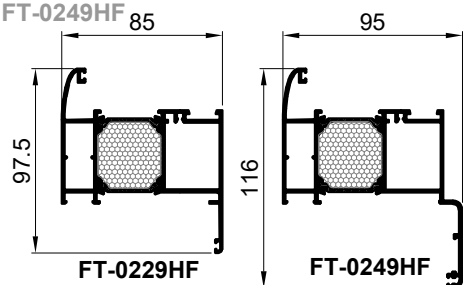


Spajanje kutnikom 710.459  
vijcima M8x13 -tip Feal  
Corner bracket connection 710.459  
screws M8x13 -type Feal



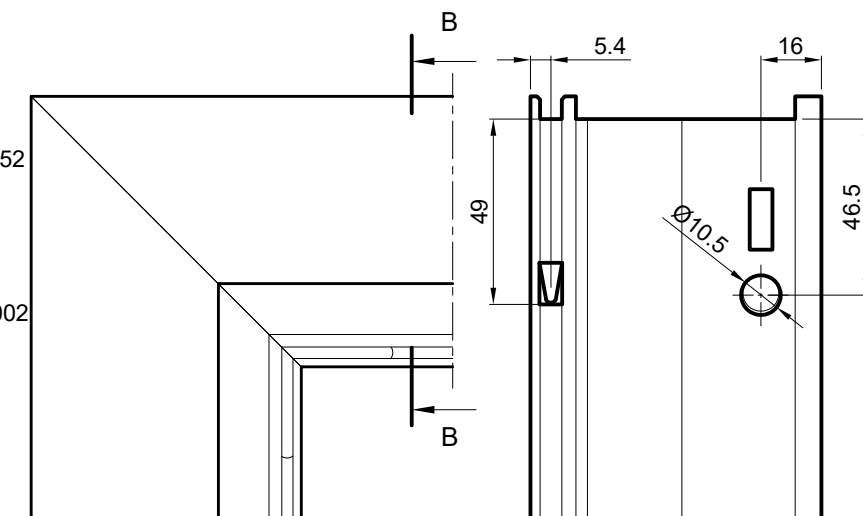
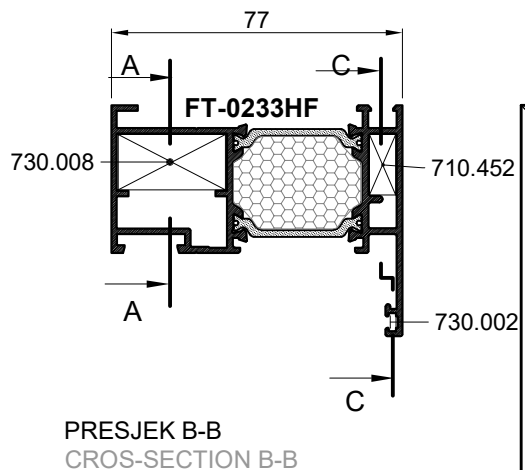
OVAJ RASPORED I NAČIN SPAJANJA  
KUTNICIMA PRIMJENJIV JE I NA PROFILE RAMA  
FT-0229HF i FT-0249HF

THIS ARRANGEMENT AND BIDDING METHOD  
WITH CORNER BRACKETS IS ALSO APPLICABLE  
FOR FRAME PROFILE FT-0229HF AND  
FT-0249HF



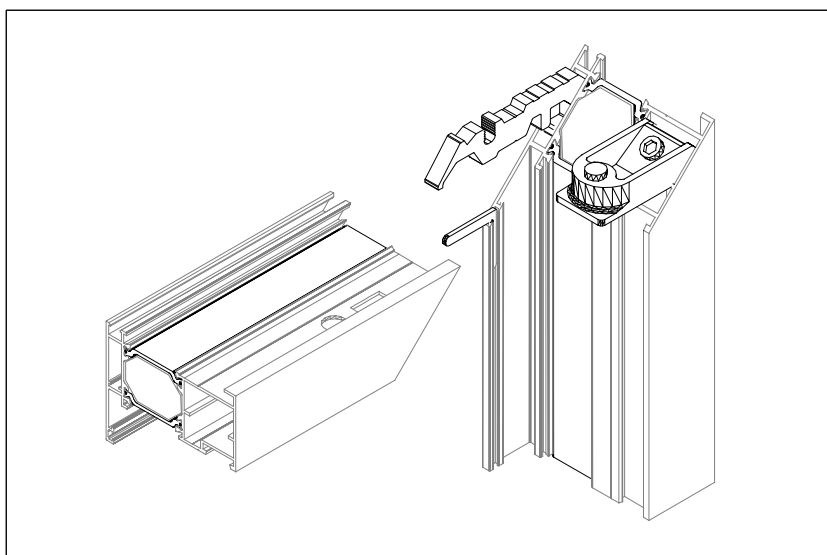
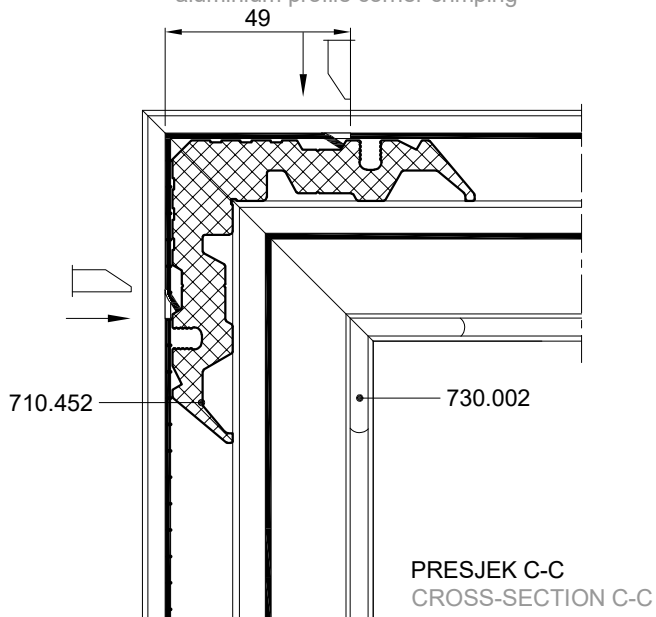
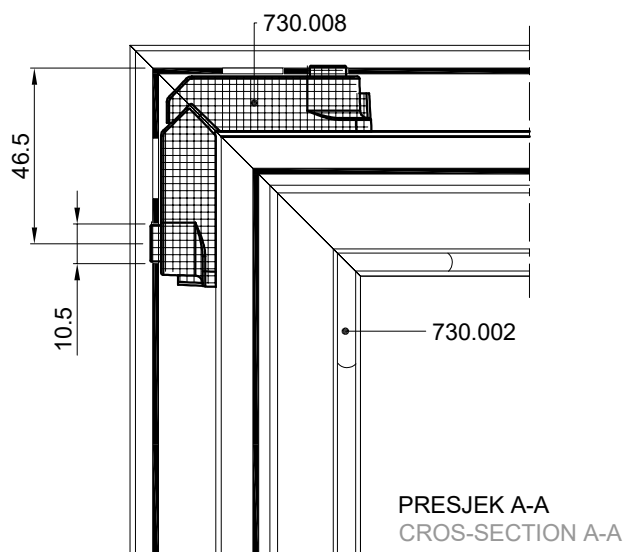
### SPAJANJE PROFILA FT-0233HF KUTNICIMA; 730.008, 710.452

### CONNECTION OF PROFILE FT-0233HF WITH CORNER BRACKETS; 730.008, 710.452



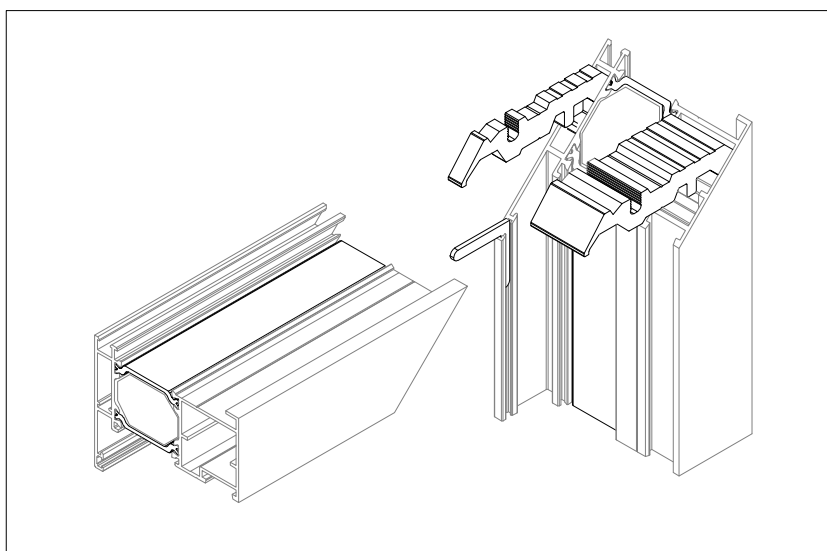
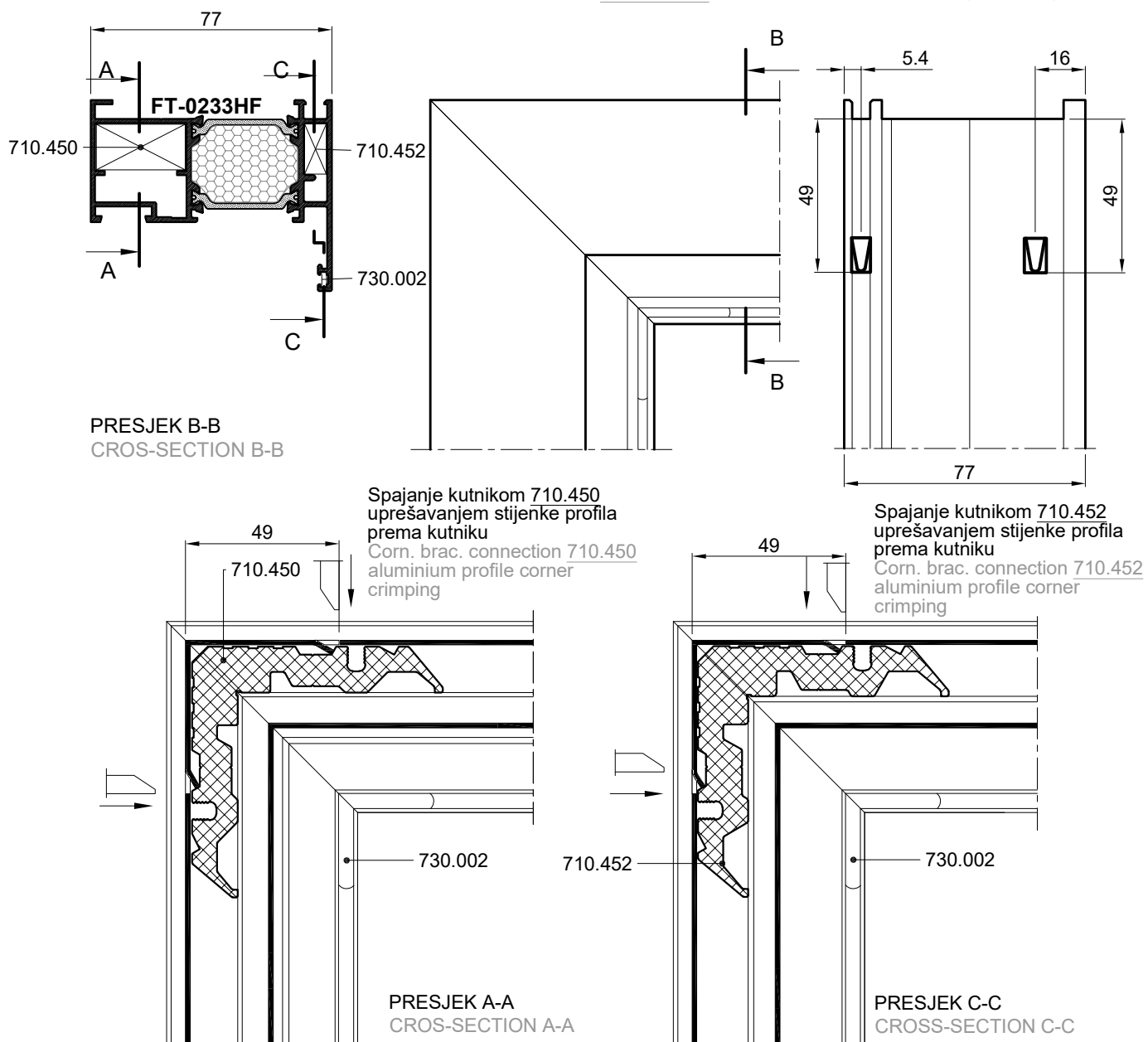
Spajanje kutnikom 730.008 s  
predobradom štancanja-(štanca S)  
Connectin with corner bracket 730.008  
with punching preprocessing-(punch S1)

Spajanje kutnikom 710.452  
uprešavanjem stijenke profila prema kutniku  
Corn. brac. connection 710.452  
aluminium profile corner crimping



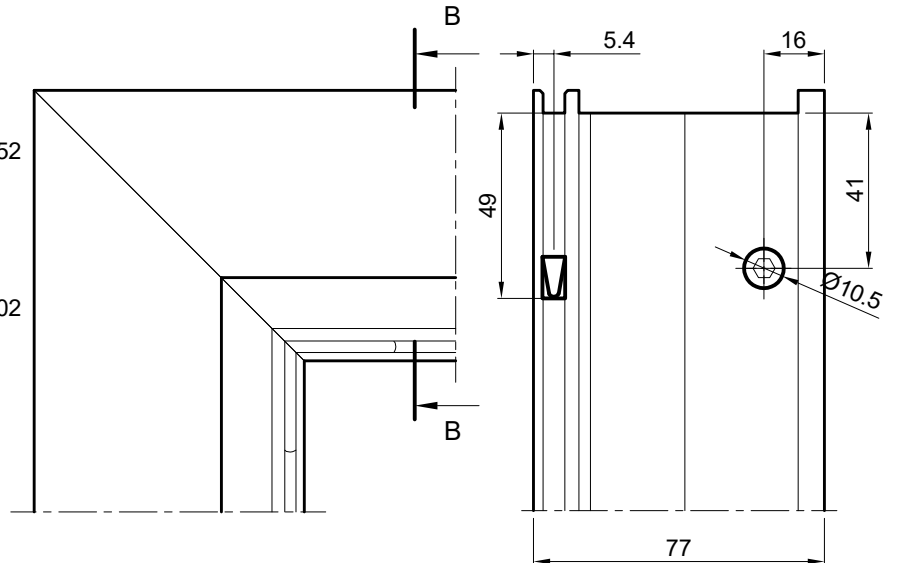
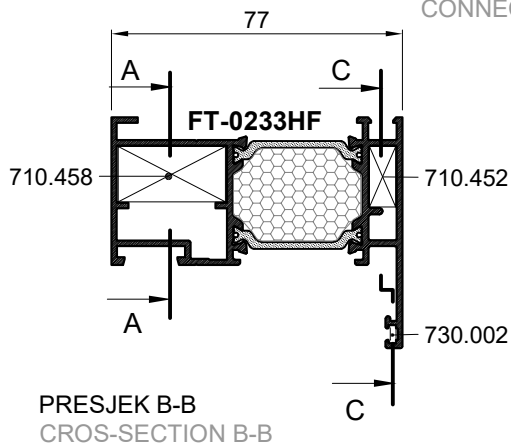
### SPAJANJE PROFILA FT-0233HF KUTNICIMA; 710.450, 710.452

CONNECTION OF PROFILE FT-0233HF WITH CORNER BRACKETS; 710.450, 710.452

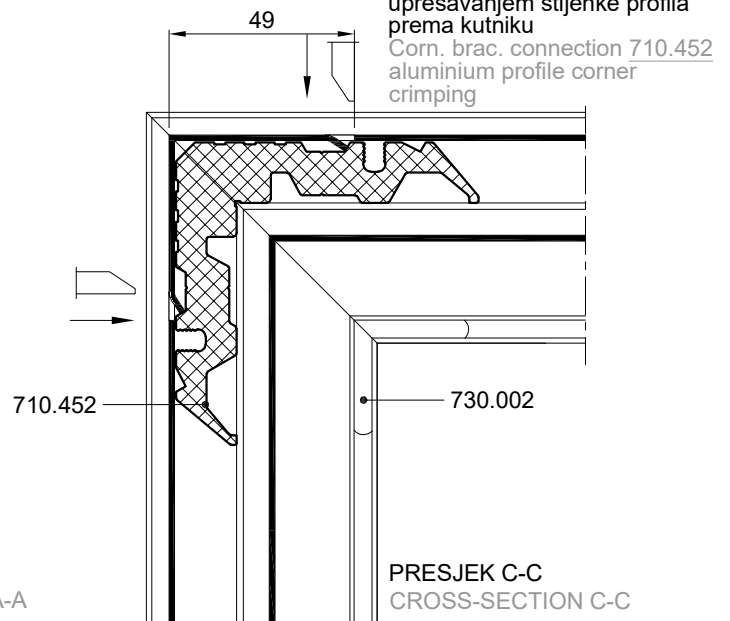
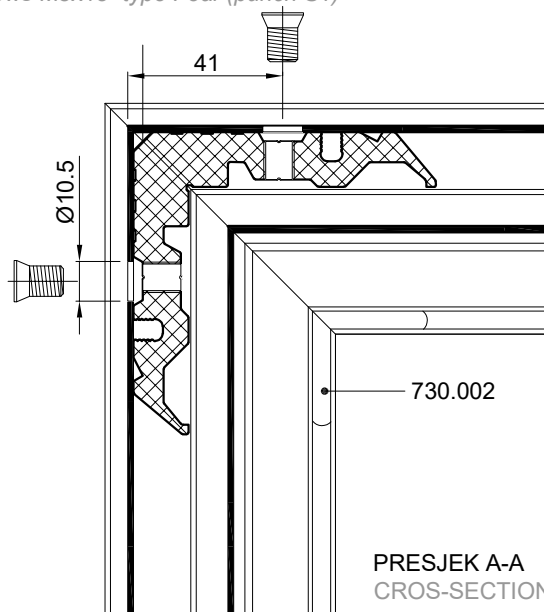


### SPAJANJE PROFILA FT-0233HF KUTNICIMA; 710.458, 710.452

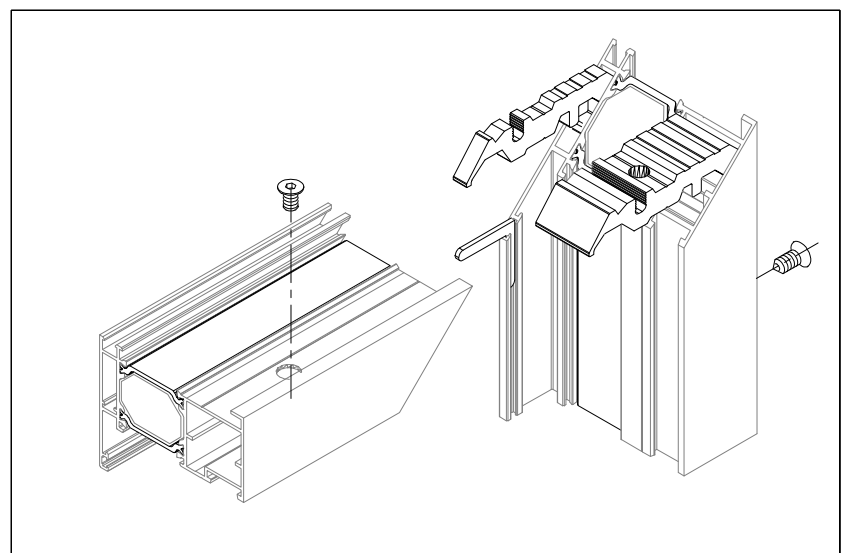
CONNECTION OF PROFILE FT-0233HF WITH CORNER BRACETS; 710.458, 710.452



Spajanje kutnikom 710.458  
vijcima M8x13 -tip Feal-(štanca S1)  
Corner bracket connection 710.458  
screws M8x13 -type Feal-(punch S1)

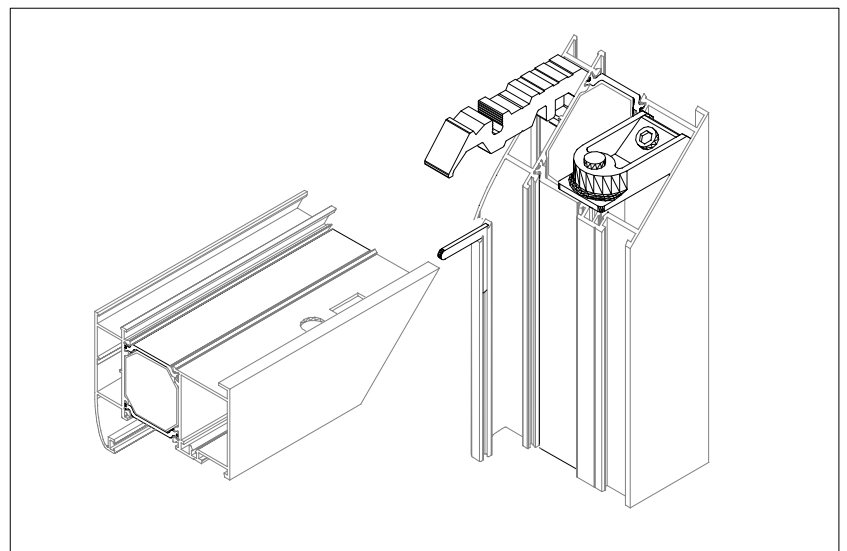
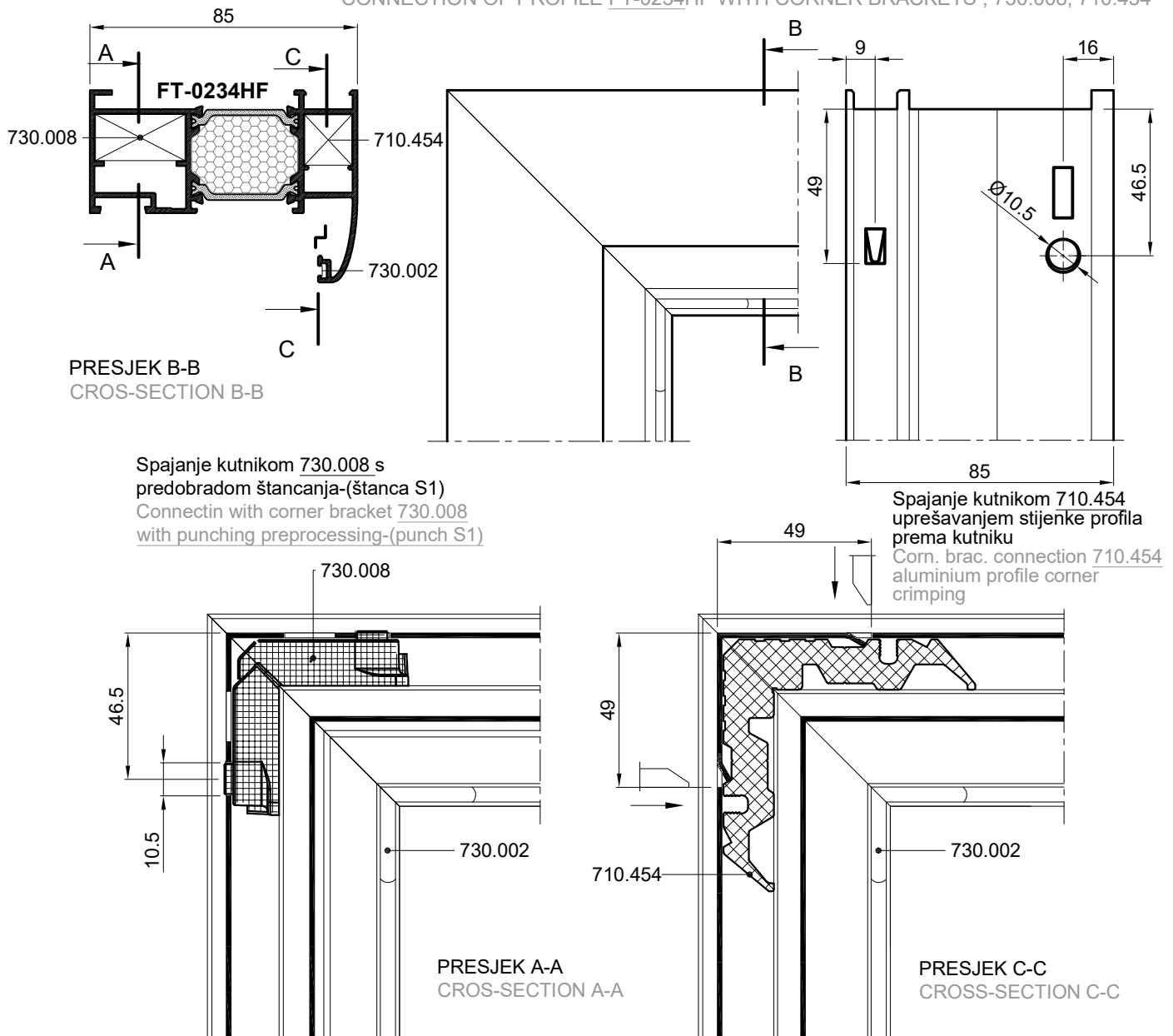


Spajanje kutnikom 710.452  
uprešavanjem stijenke profila  
prema kutniku  
Corn. brac. connection 710.452  
aluminium profile corner  
crimping



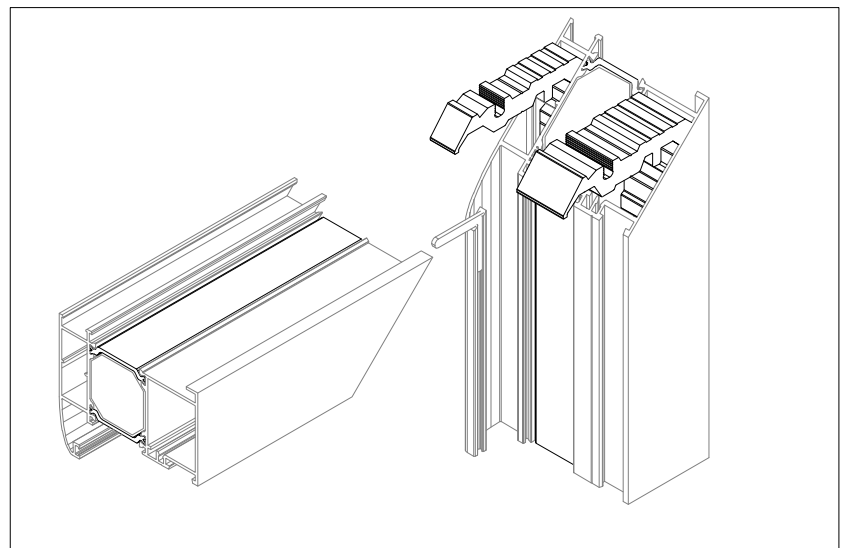
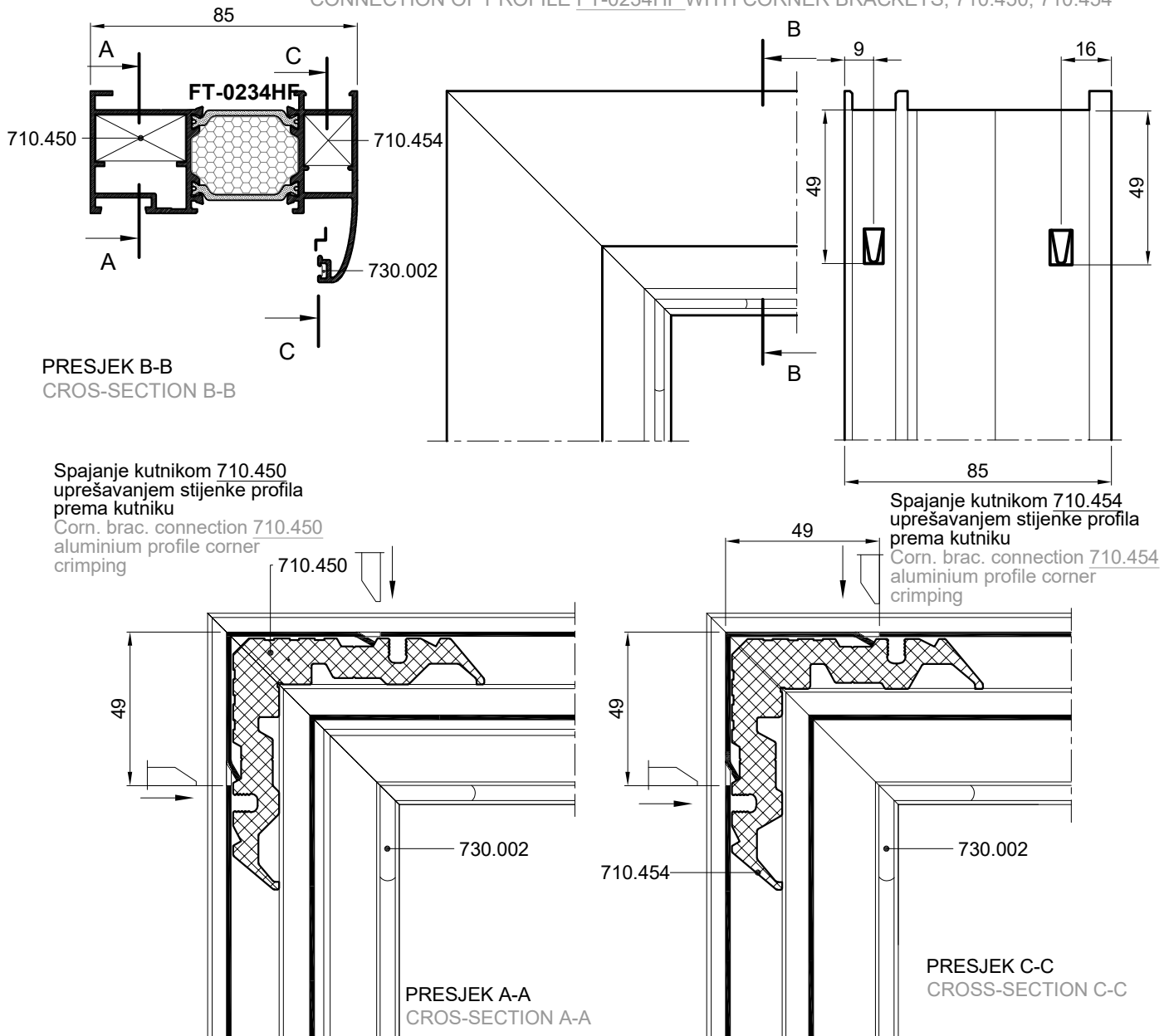
### SPAJANJE PROFILA FT-0234HF KUTNICIMA; 730.008, 710.454

### CONNECTION OF PROFILE FT-0234HF WITH CORNER BRACKETS ; 730.008, 710.454



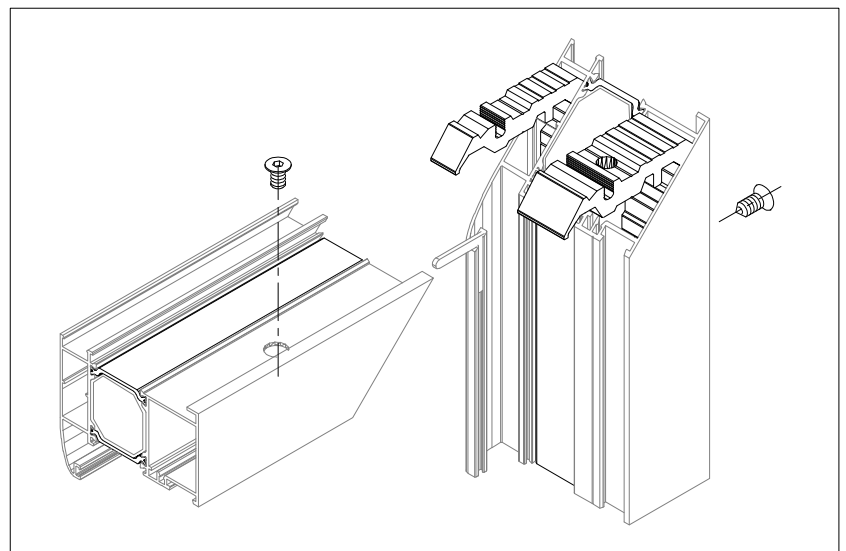
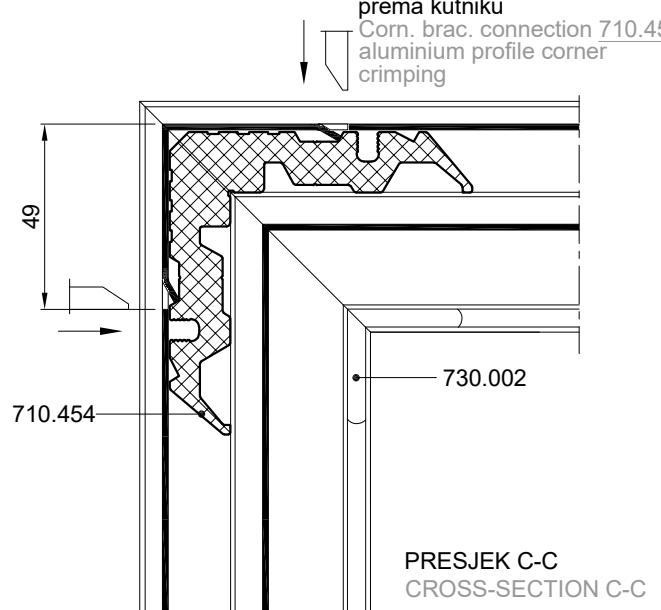
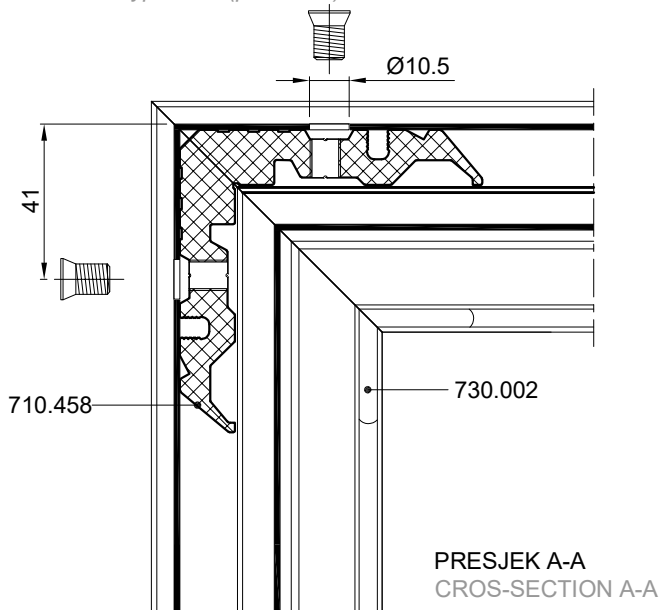
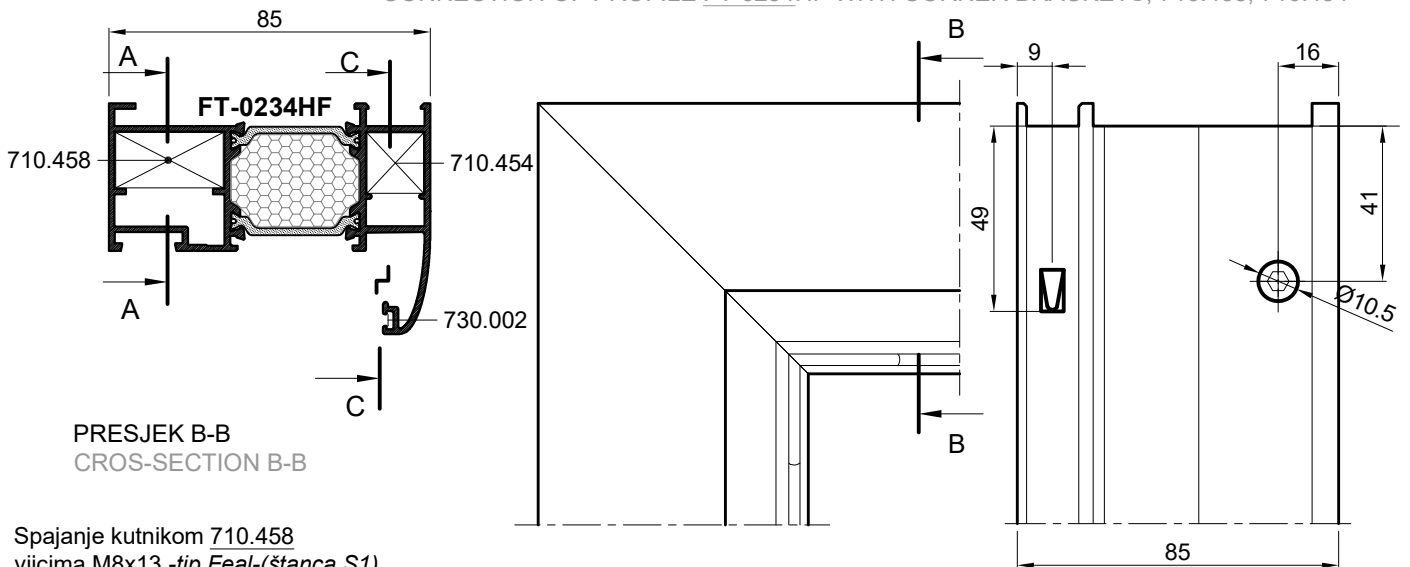
### SPAJANJE PROFILA FT-0234HF KUTNICIMA; 710.450, 710.454

CONNECTION OF PROFILE FT-0234HF WITH CORNER BRACKETS; 710.450, 710.454



### SPAJANJE PROFILA FT-0234HF KUTNICIMA; 710.458, 710.454

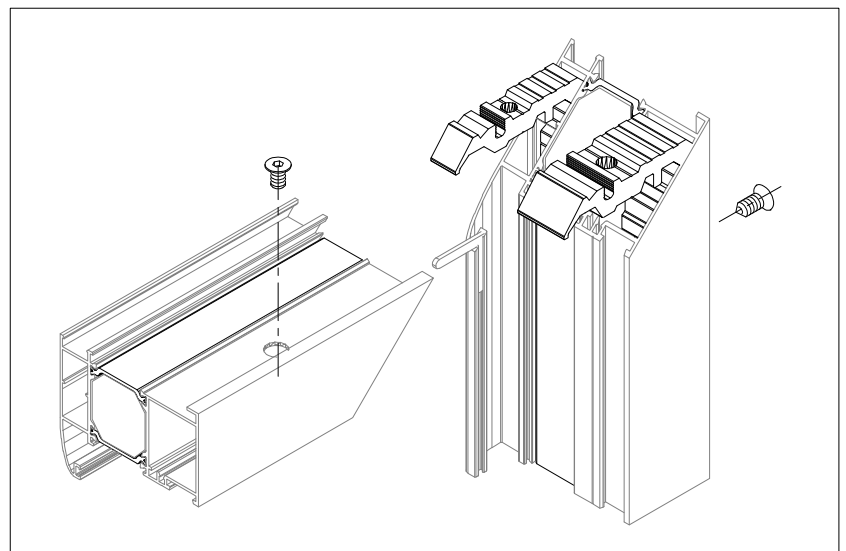
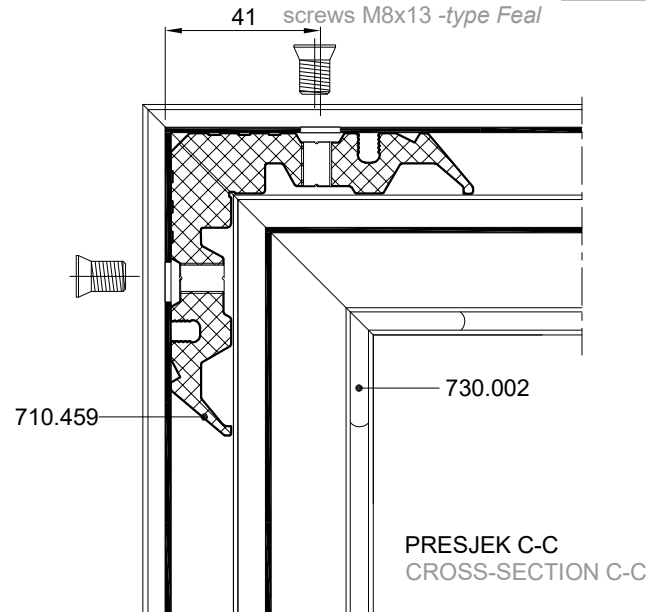
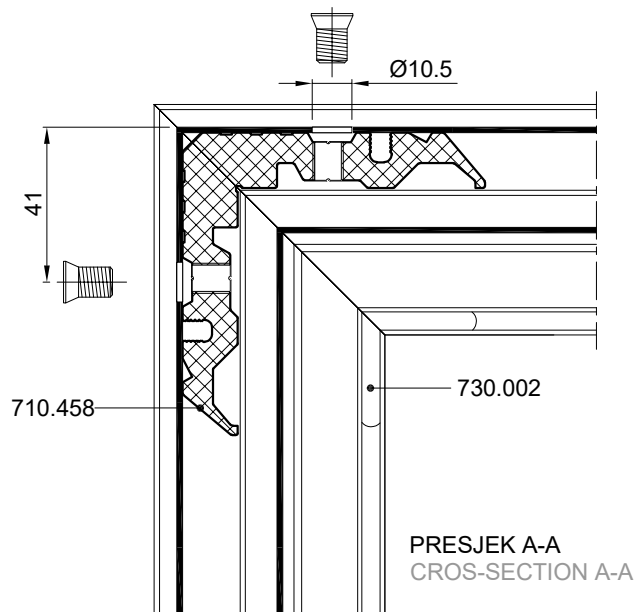
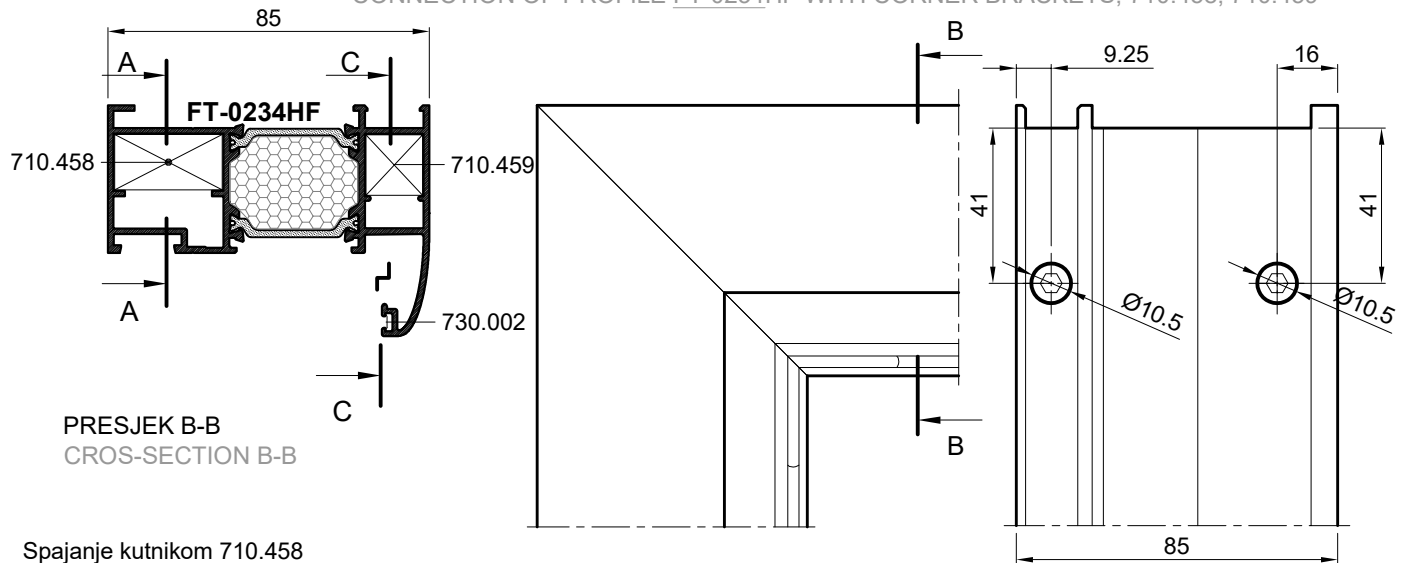
### CONNECTION OF PROFILE FT-0234HF WITH CORNER BRACKETS; 710.458, 710.454





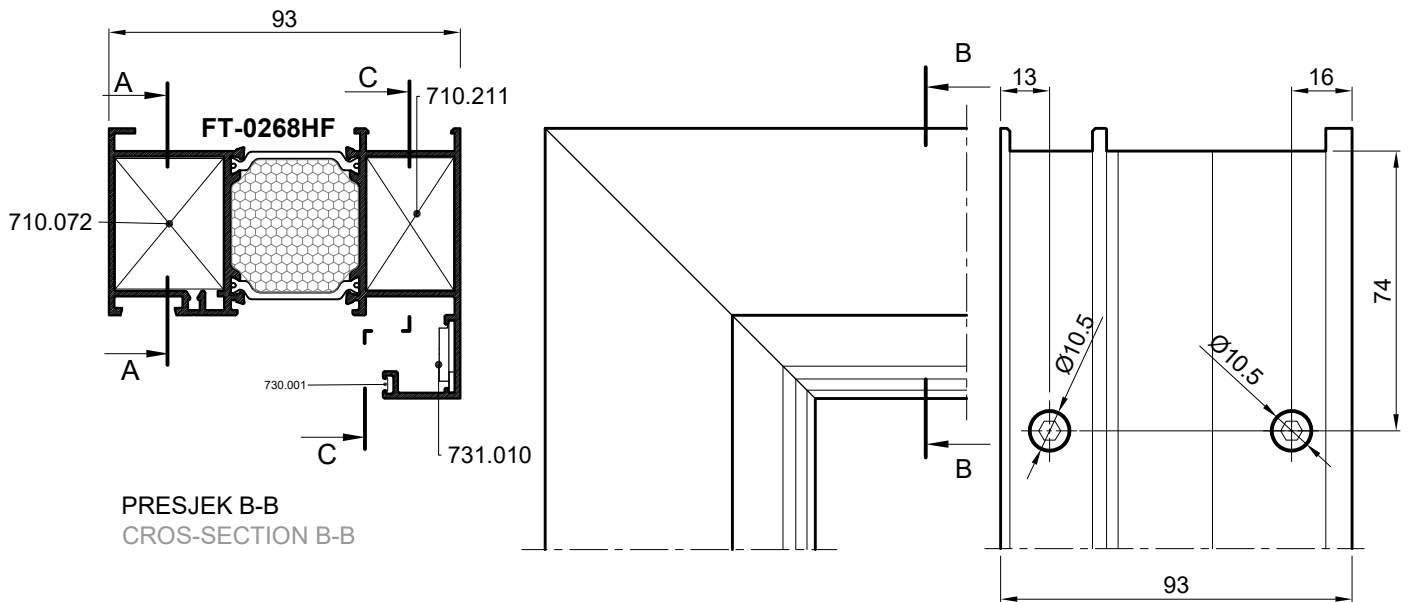
### SPAJANJE PROFILA FT-0234FH KUTNICIMA; 710.458, 710.459

### CONNECTION OF PROFILE FT-0234HF WITH CORNER BRACKETS; 710.458, 710.459

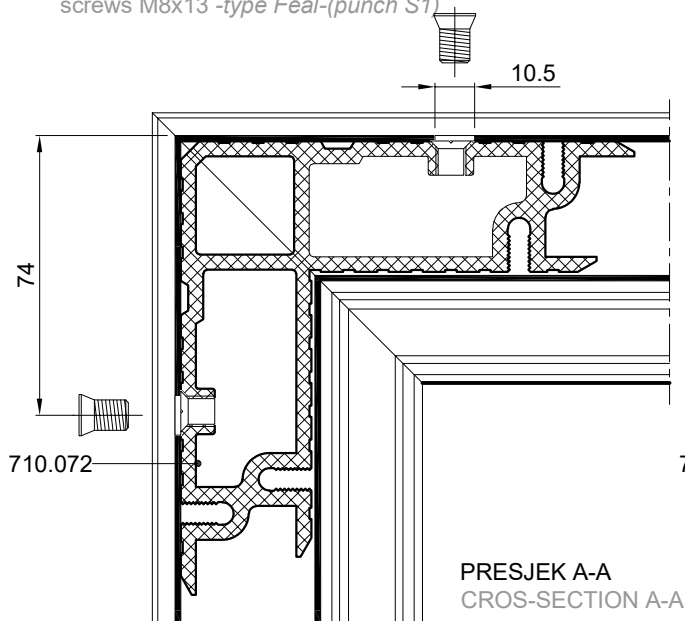


### SPAJANJE PROFILA FT-0268HF; KUTNICIMA; 710.072, 710.211

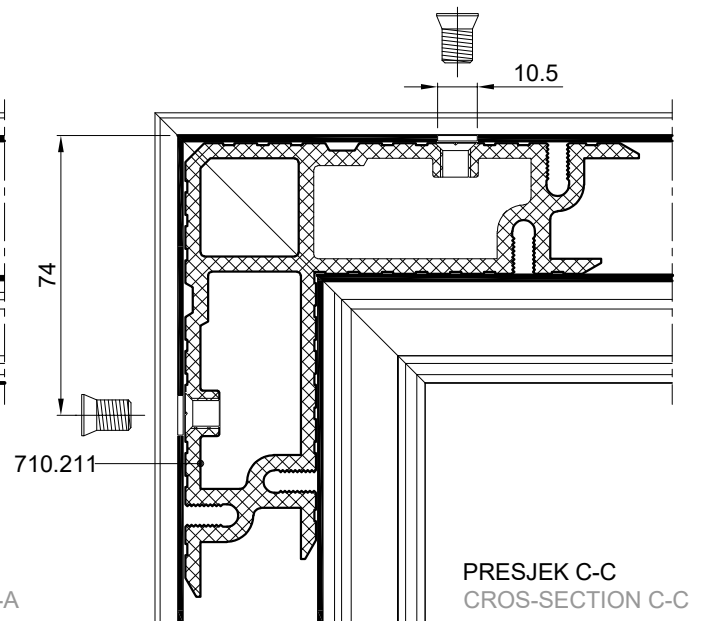
CONNECIOTN OF PROFILE FT-0268HF; WITH CORNER BRACKETS; 710.072, 710.211



Spajanje kutnikom 710.072  
vijcima M8x13 -tip Feal-(štanca S1)  
Corner bracket connection 710.072  
screws M8x13 -type Feal-(punch S1)

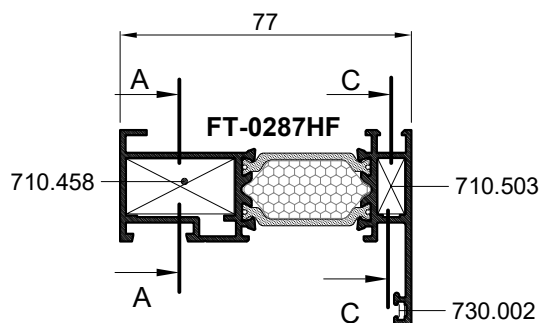


Spajanje kutnikom 710.211  
vijcima M8x13 -tip Feal-(štanca S1)  
Corner bracket connection 710.211  
screws M8x13 -type Feal-(punch S1)

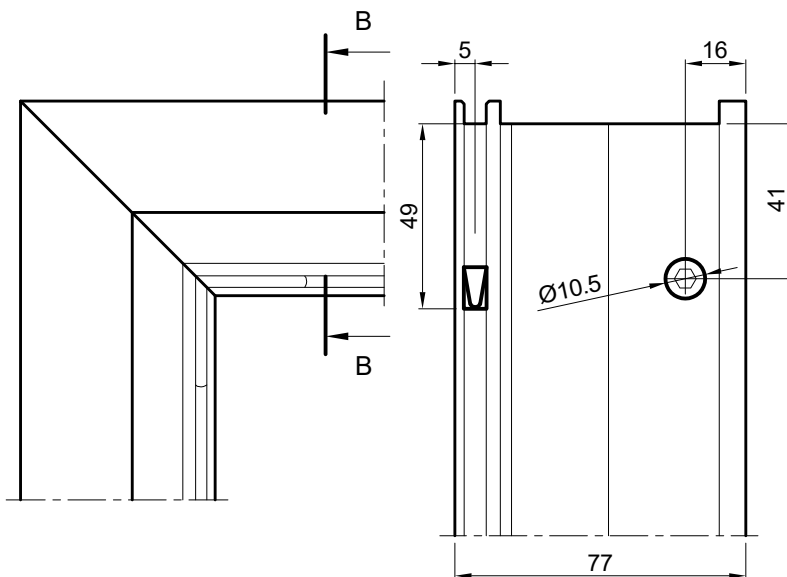


### SPAJANJE PROFILA FT-0287HF KUTNICIMA; 710.458, 710.503

CONNECTION OF PROFILE FT-0287HF WITH CORNER BRACKETS; 710.458, 710.503

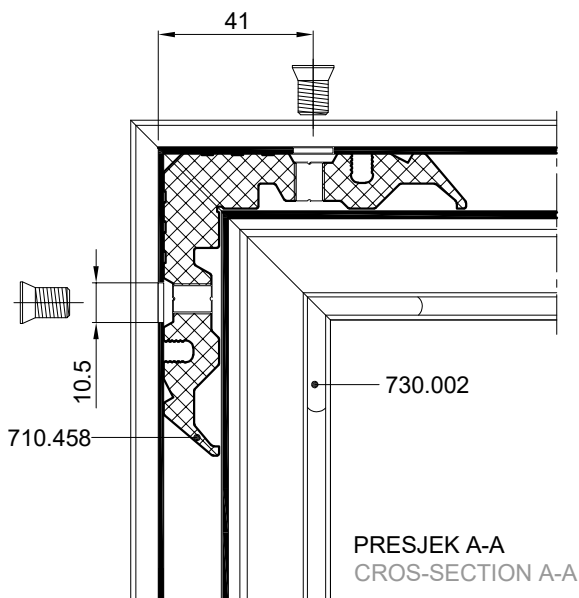


PRESJEK B-B  
CROS-SECTION B-B

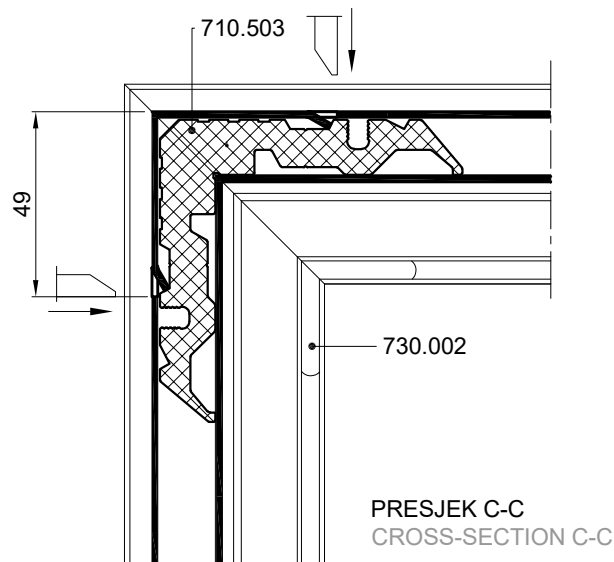


Spajanje kutnikom 710.458  
vijcima M8x13 -tip Feal-(štanca S1)  
Corner bracket connection 710.458  
screws M8x13 -type Feal-(punch S1)

Spajanje kutnikom 710.503  
uprešavanjem stijenke profila  
prema kutniku  
Corn. brac. connection 710.503  
aluminium profile corner  
crimping

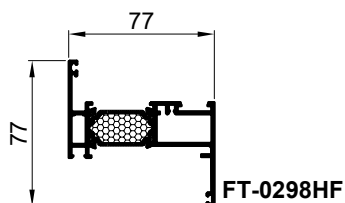


PRESJEK A-A  
CROS-SECTION A-A



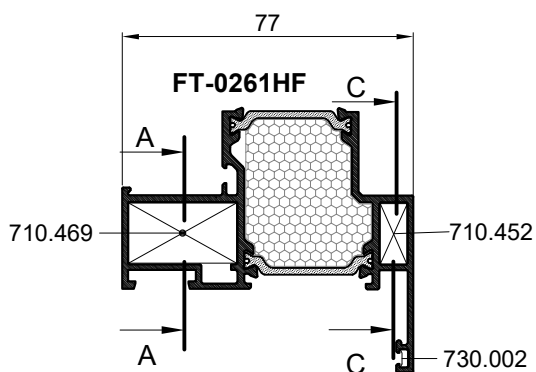
PRESJEK C-C  
CROSS-SECTION C-C

OVAJ RASPORED I NAČIN SPAJANJA KUTNICIMA PRIMJENJIV JE I NA PROFIL RAMA **FT-0298HF**  
THIS ARRANGEMENT AND BIDDING METHOD WITH CORNER BRACKETS IS ALSO APPLICABLE  
FOR FRAME PROFILES **FT-0298HF**

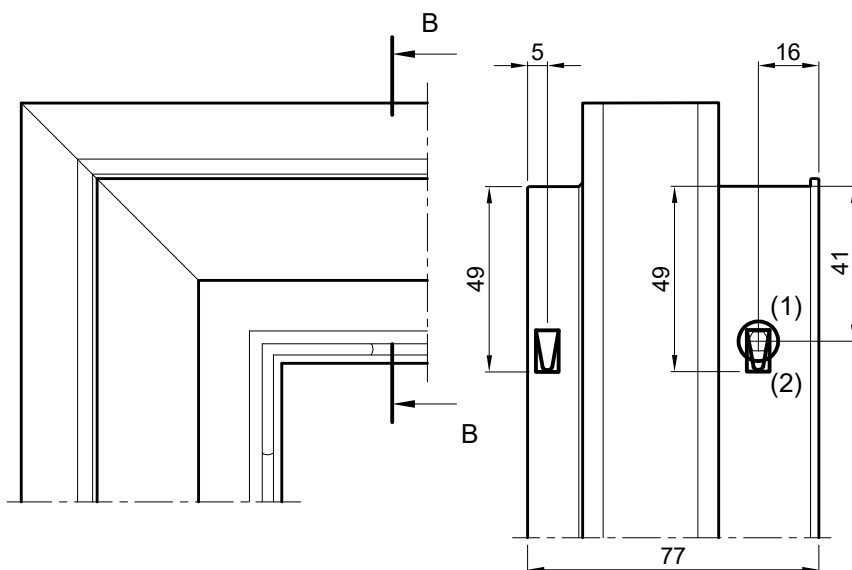


### SPAJANJE PROFILA FT-0261HF KUTNICIMA; 710.469, 710.452

CONNECTION OF PROFILE FT-0261HF WITH CORNER BRACKETS; 710.469, 710.452

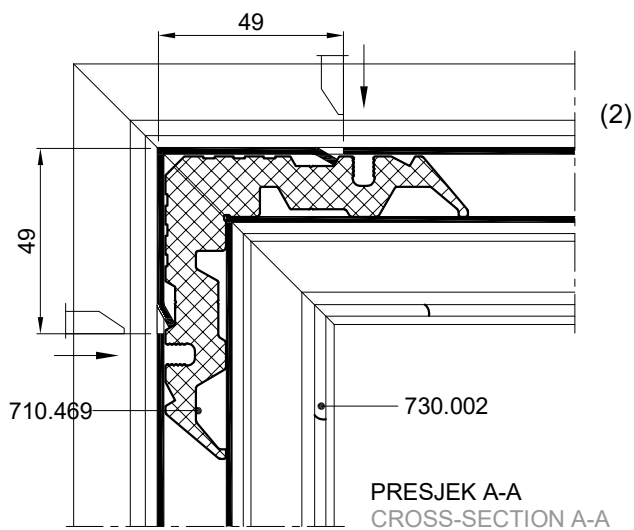


PRESJEK B-B  
CROSS-SECTION B-B

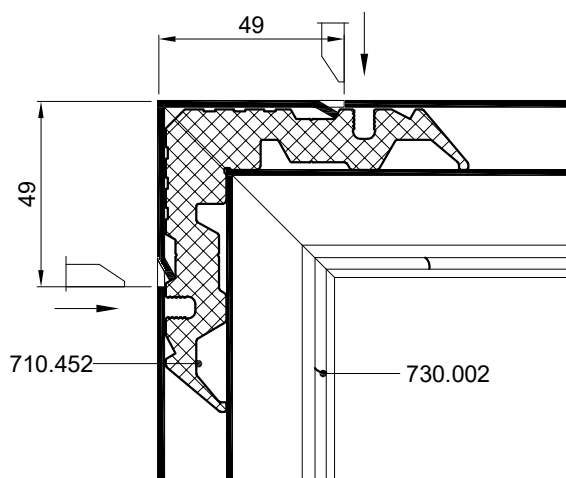


Spajanje kutnikom 710.469  
uprešavanjem stijenke profila prema kutniku  
Corn. brac. connection 710.469  
aluminium profile corner crimping

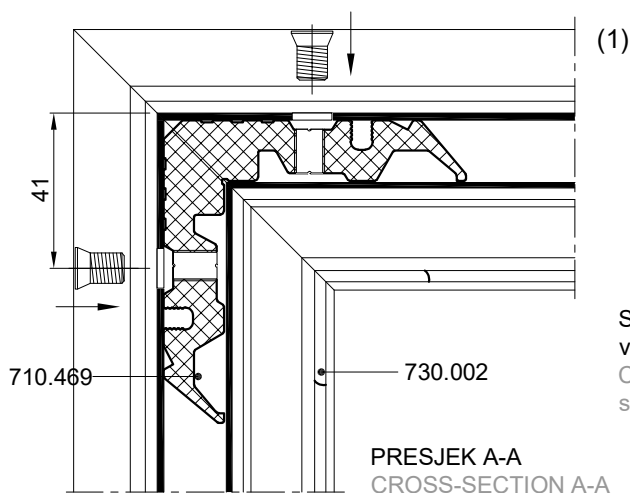
Spajanje kutnikom 710.452  
uprešavanjem stijenke profila prema kutniku  
Corn. brac. connection 710.452  
aluminium profile corner crimping



PRESJEK A-A  
CROSS-SECTION A-A



PRESJEK C-C  
CROSS-SECTION C-C

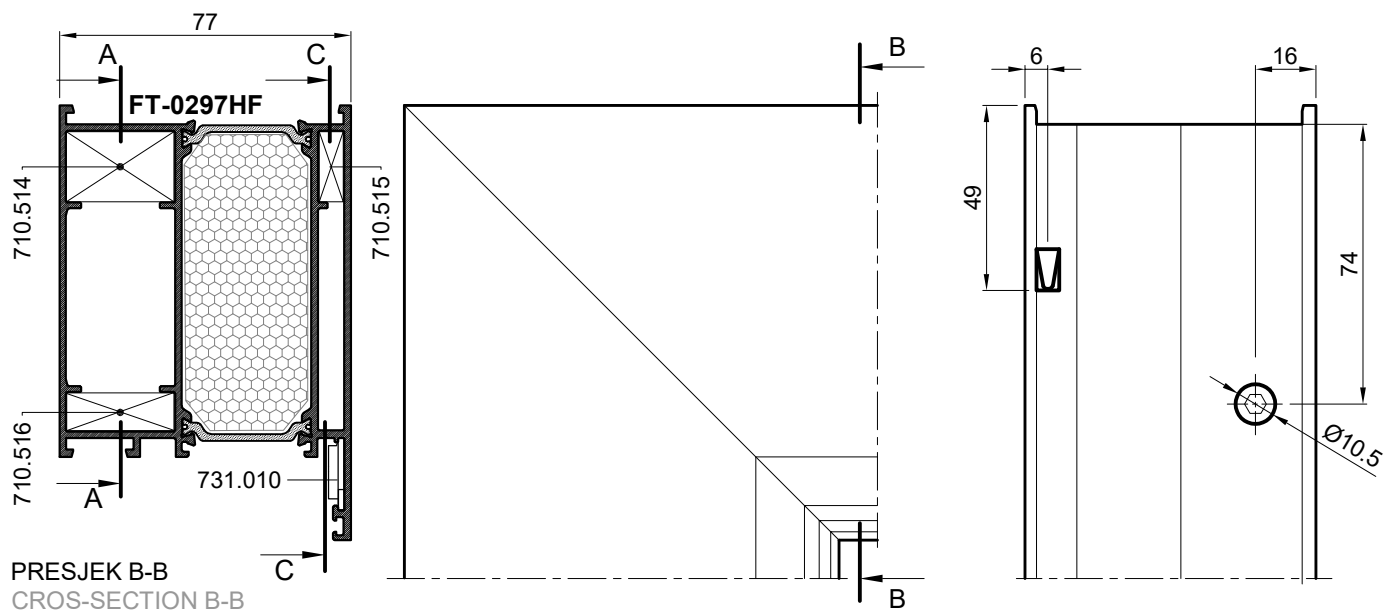


PRESJEK A-A  
CROSS-SECTION A-A

Spajanje kutnikom 710.469  
vijcima M8x13(431.266)-tip Feal  
Corner bracket connection 710.469  
screws M8x13(431.266) -type Feal

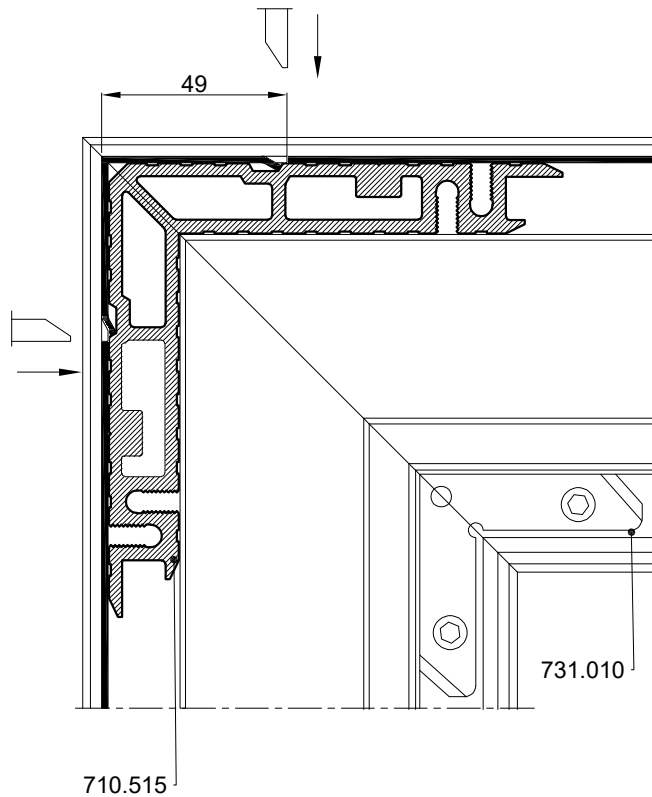
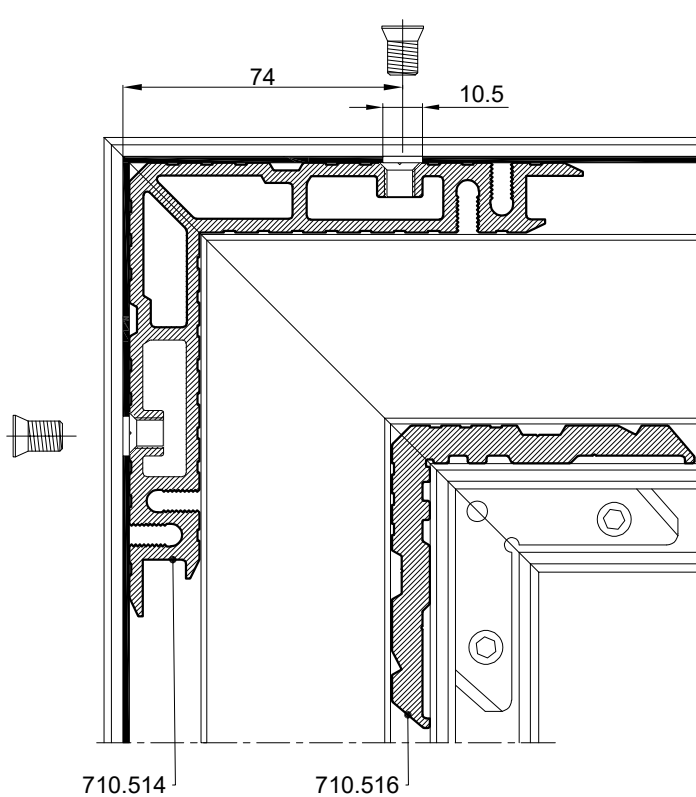
SPAJANJE PROFILA FT-0297HF KUTNICIMA; 710.514, 710.515, 710.516 i 731.010

CONNECTION OF PROFILES FT-0218HF WITH CORNER BRACKETS; 710.514, 710.515, 710.516 and 731.010

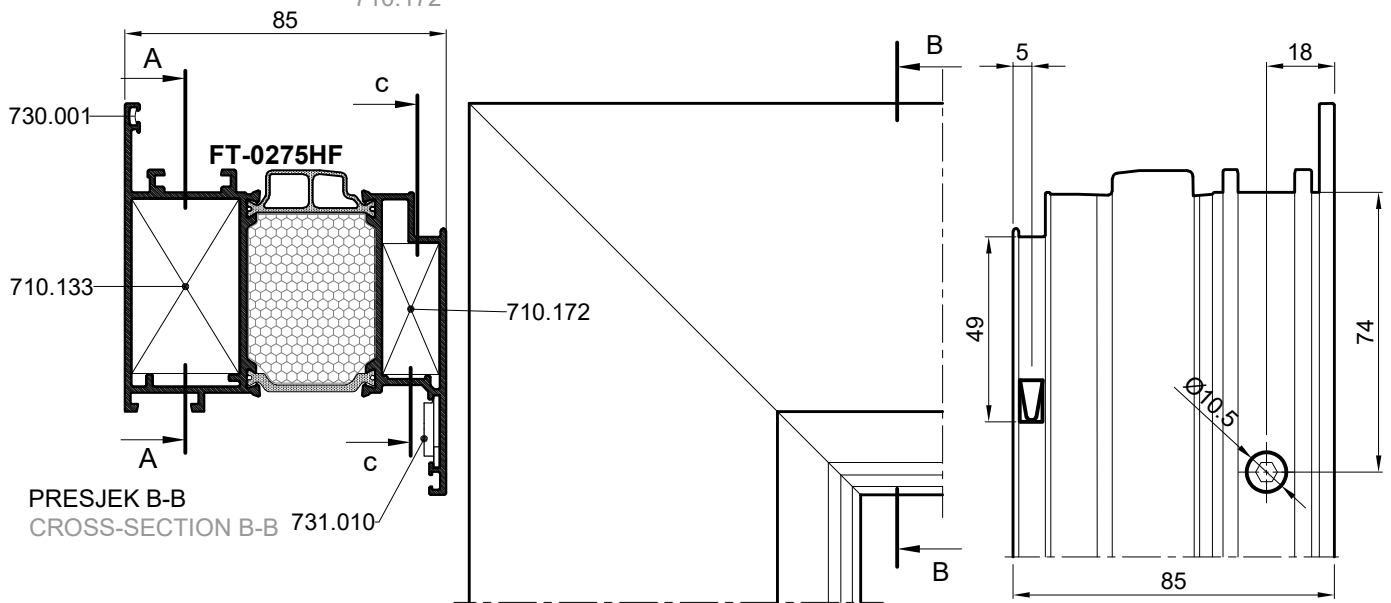


Spajanje kutnikom 710.514  
vijkima M8x13 -tip Feal-(štanca S1)  
Corner bracket connection 710.514  
screws M8x13 -type Feal-(punch S1)

Spajanje kutnikom 710.515  
uprešavanjem stijenke profila  
prema kutniku  
Corn. brac. connection 710.515  
aluminium profile corner  
crimping



### SPAJANJE PROFILA FT-0275HF KUTNICIMA 710.133, 710.172 CONNECTION OF PROFILE FT-0275HF WITH CORNER BRACKETS 710.133, 710.172

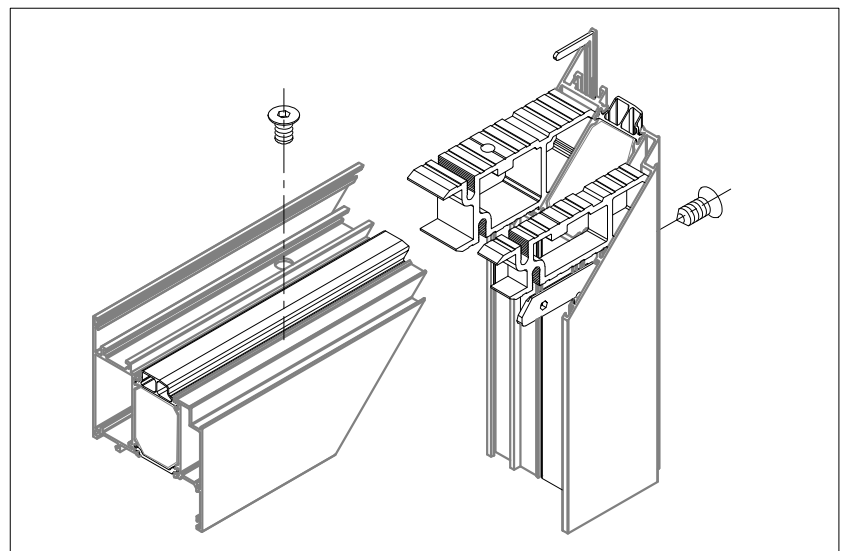
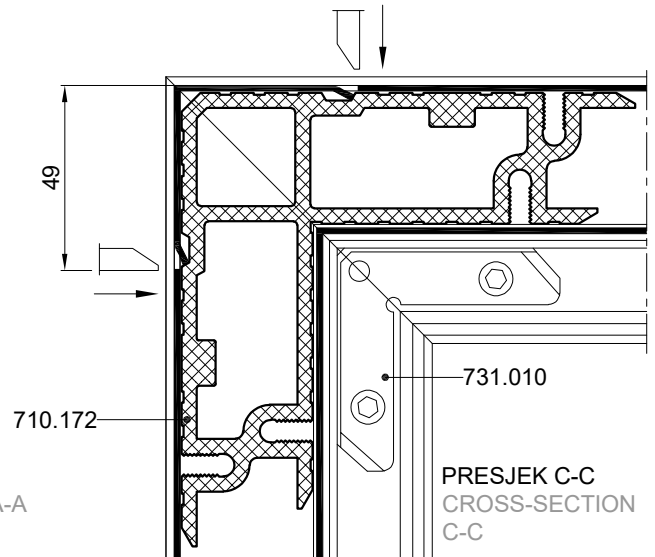
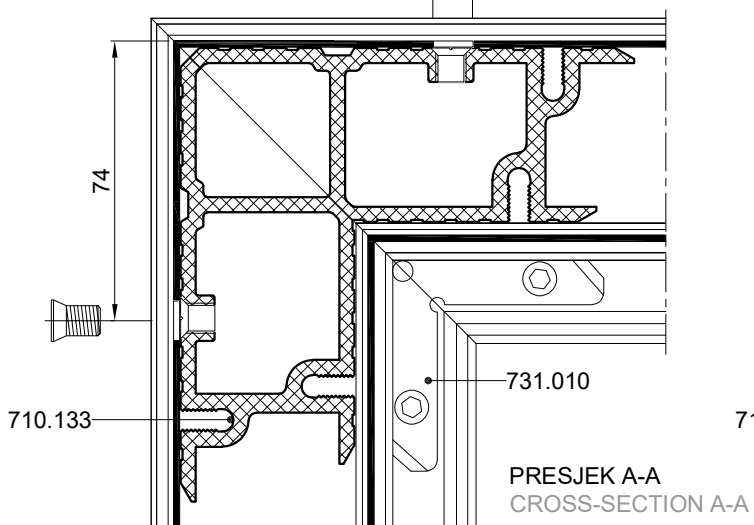
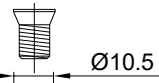


Spajanje kutnikom 710.133

vijcima M8x13 -tip Feal -(štanca S1)

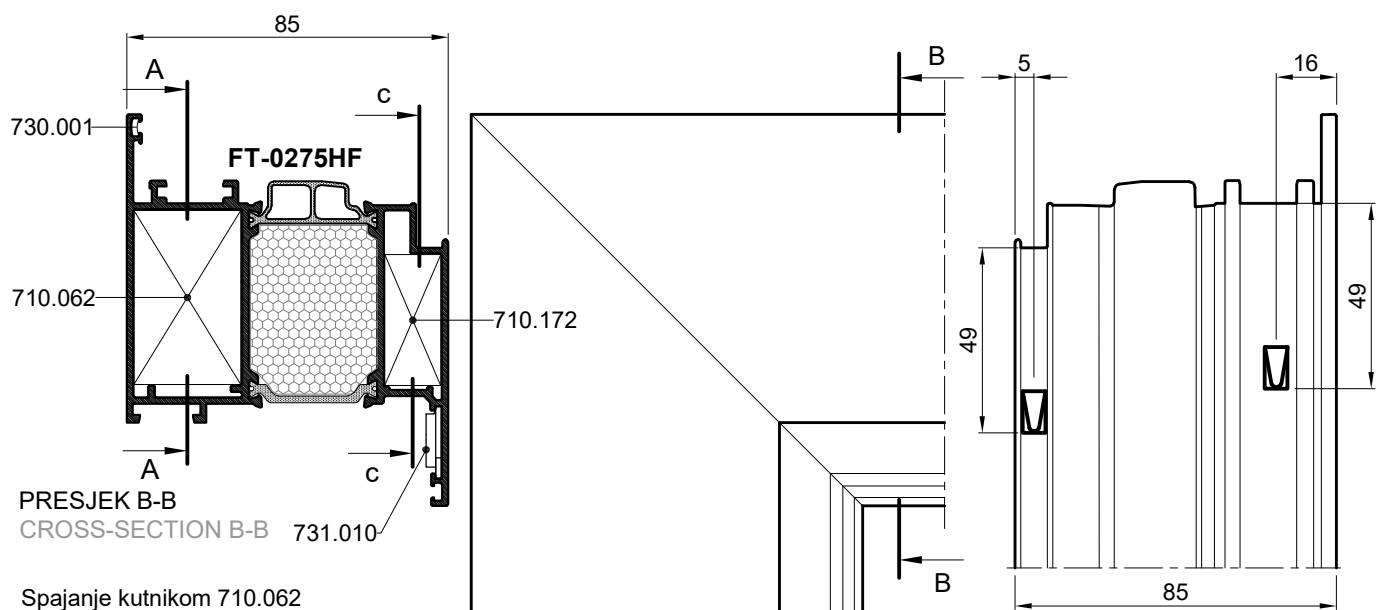
Corner bracket connection 710.133

screws M8x13 -type Feal -(punch S1)



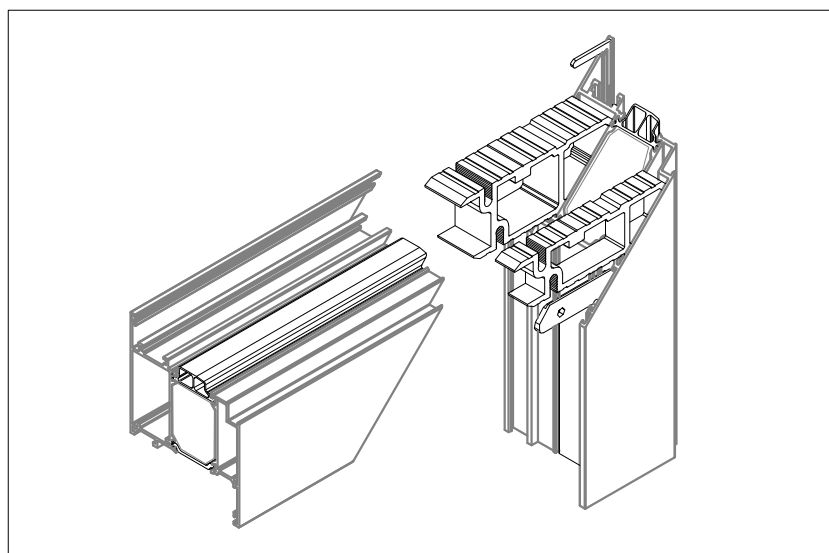
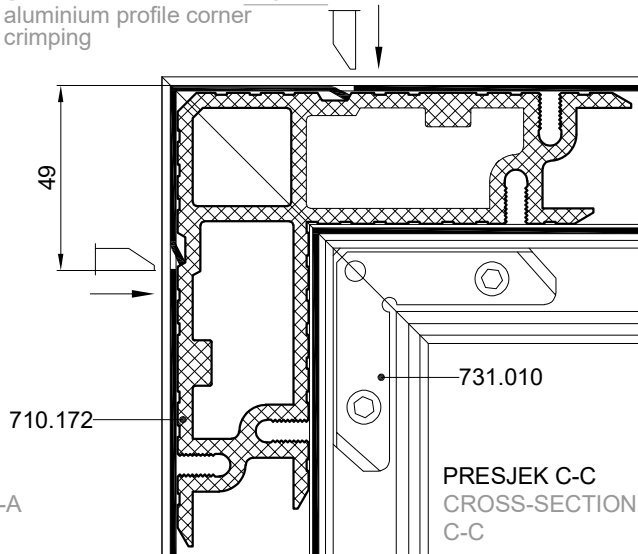
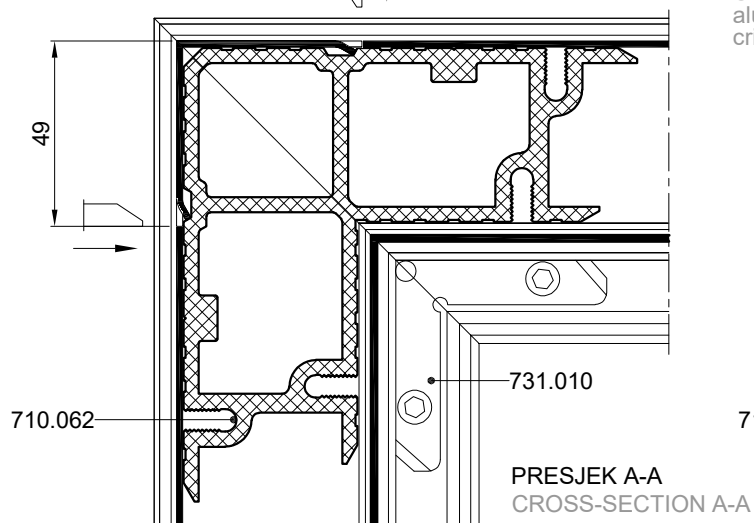
### SPAJANJE PROFILA **FT-0275HF** KUTNICIMA 710.062, 710.172

### CONNECTION OF PROFILE **FT-0275HF** WITH CORNER BRACKETS 710.062, 710.172



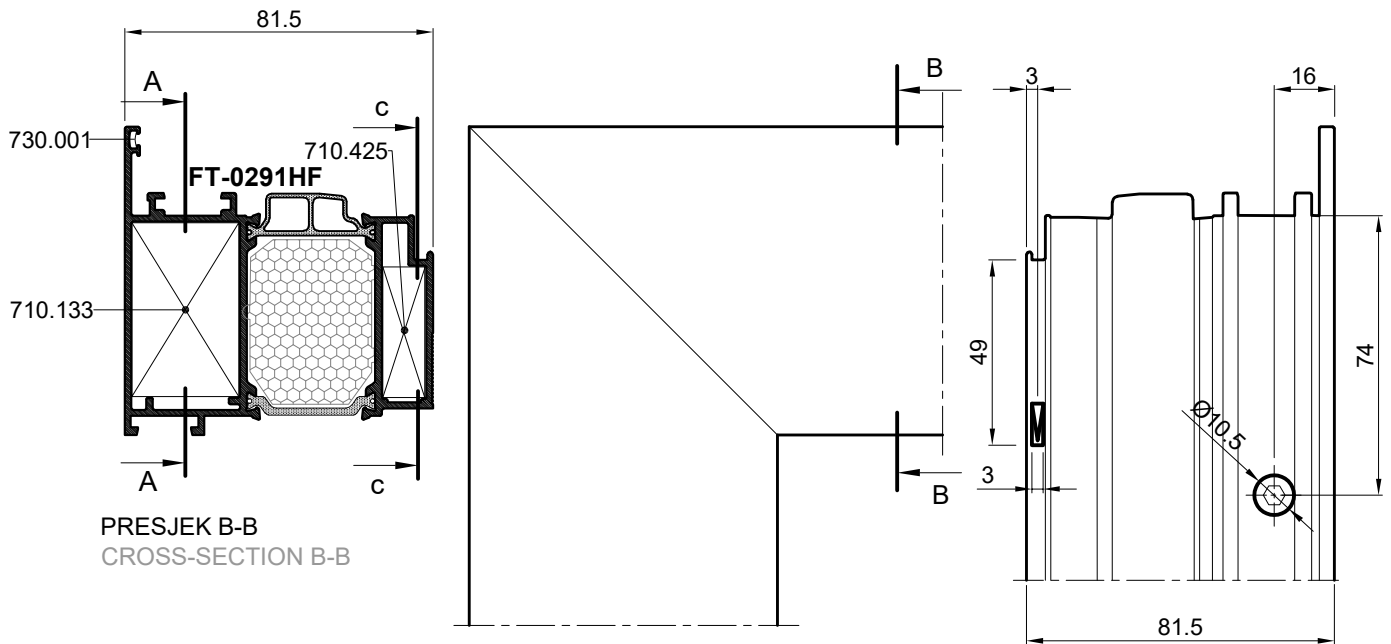
Spajanje kutnikom 710.062  
uprešavanjem stijenke profila  
prema kutniku  
Corn. brac. connection 710.062  
aluminium profile corner  
crimping

Spajanje kutnikom 710.172  
uprešavanjem stijenke profila  
prema kutniku  
Corn. brac. connection 710.172  
aluminium profile corner  
crimping

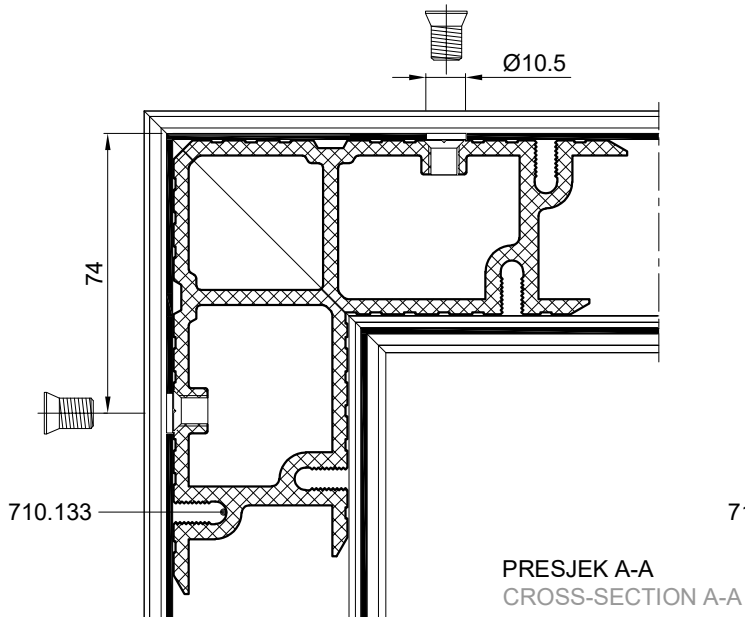


### SPAJANJE PROFILA **FT-0291HF** KUTNICIMA 710.133, 710.425

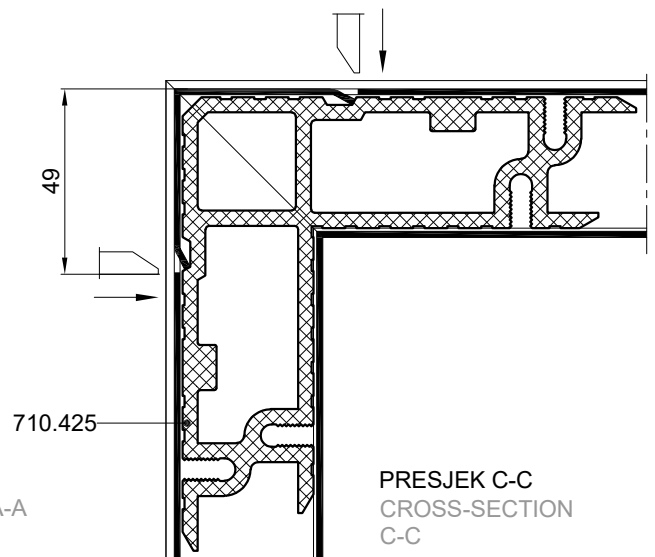
CONNECTION OF PROFILE **FT-0291HF** WITH CORNER BRACKETS 710.133, 710.425



Spajanje kutnikom 710.133  
vijkima M8x13 -tip Feal -(štanca S1)  
Corner bracket connection 710.133  
screws M8x13 -type Feal -(punch S1)



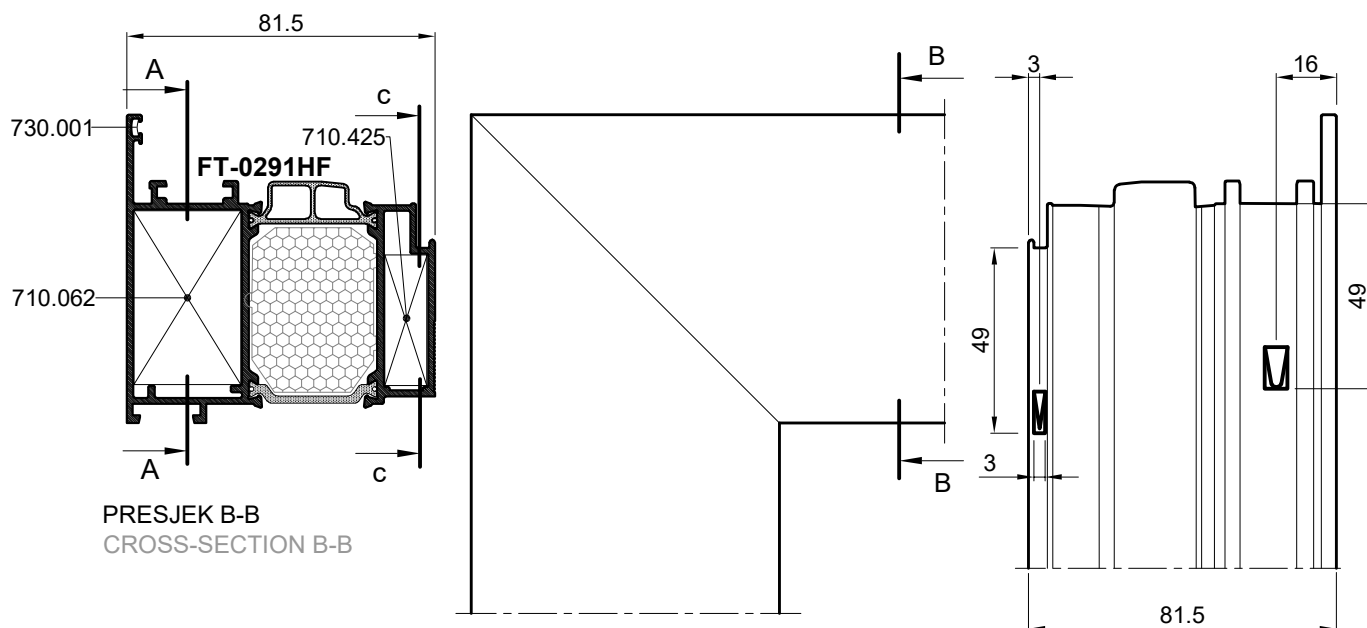
Spajanje kutnikom 710.425  
uprešavanjem stijenke profila  
prema kutniku  
Corn. brac. connection 710.425  
aluminium profile corner  
crimping





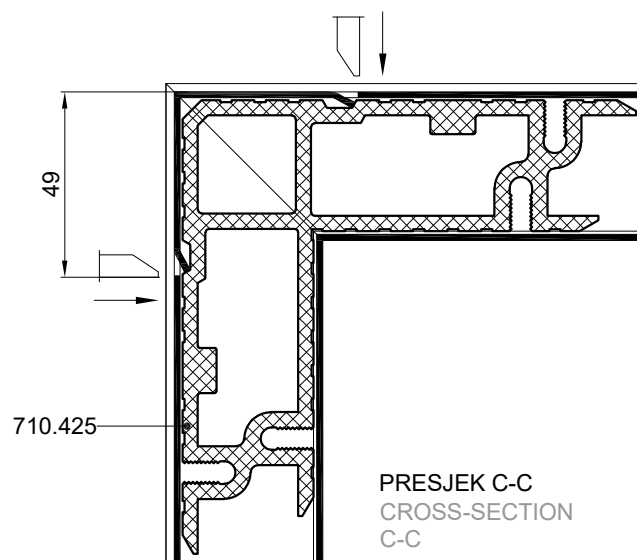
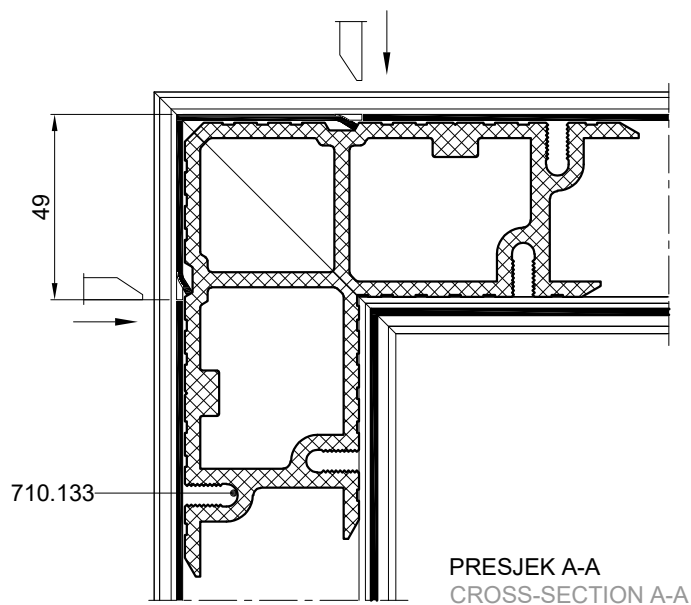
### SPAJANJE PROFILA **FT-0291HF** KUTNICIMA 710.062, 710.425

CONNECTION OF PROFILE **FT-0291HF** WITH CORNER BRACKETS 710.062, 710.425



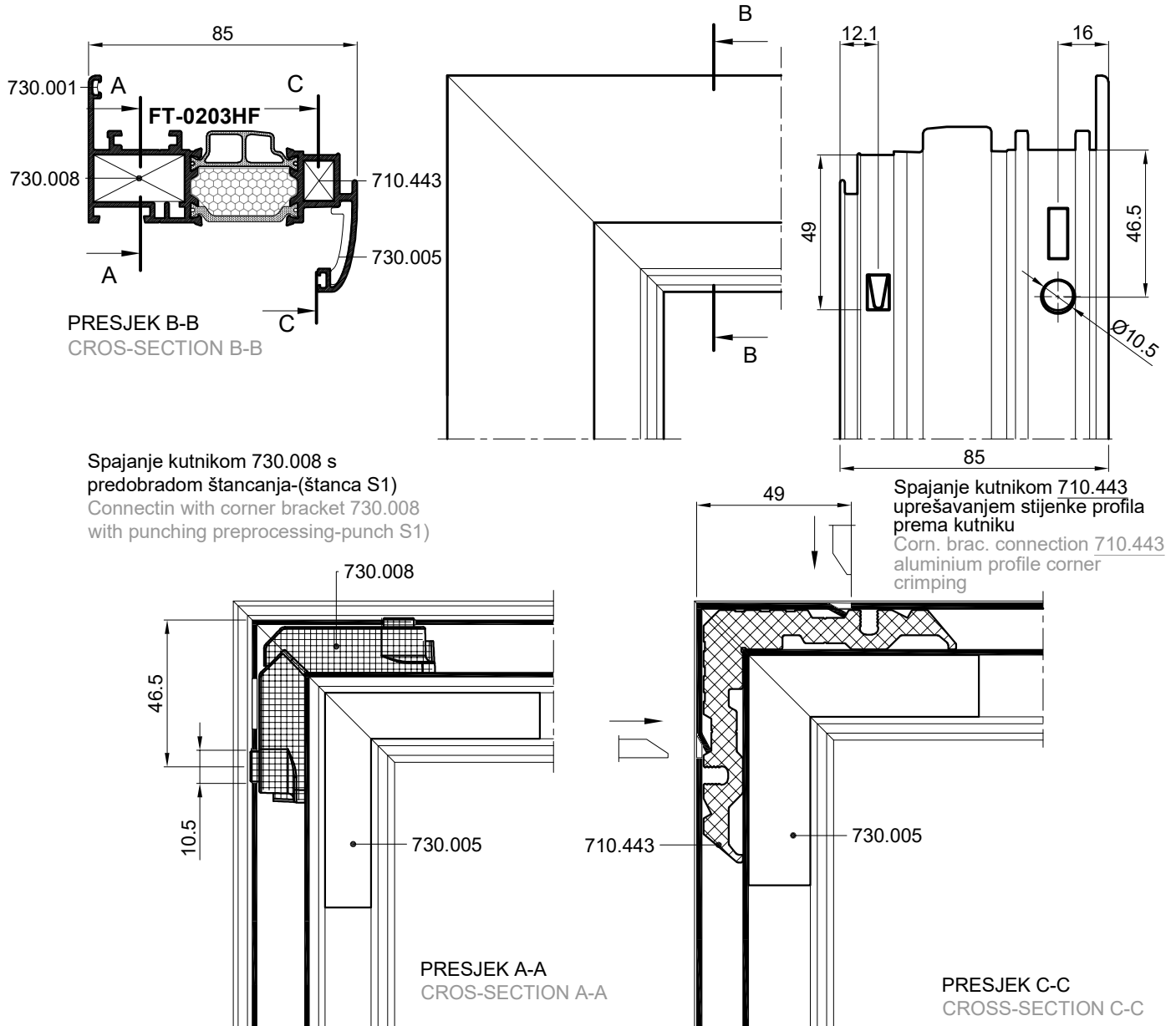
Spajanje kutnikom 710.062  
uprešavanjem stijenke profila  
prema kutniku  
Corn. brac. connection 710.062  
aluminium profile corner  
crimping

Spajanje kutnikom 710.425  
uprešavanjem stijenke profila  
prema kutniku  
Corn. brac. connection 710.425  
aluminium profile corner  
crimping



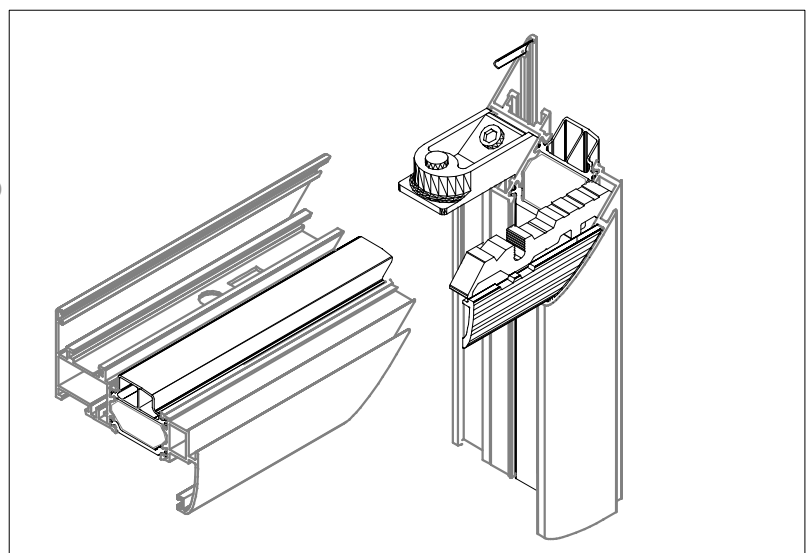
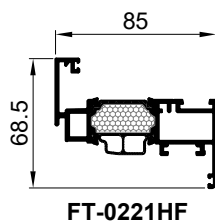
### SPAJANJE PROFILA FT-0203HF KUTNICIMA; 730.008, 710.443

CONNECTION OF PROFILE FT-0203HF WITH CORNER BRACKETS; 730.008, 710.443



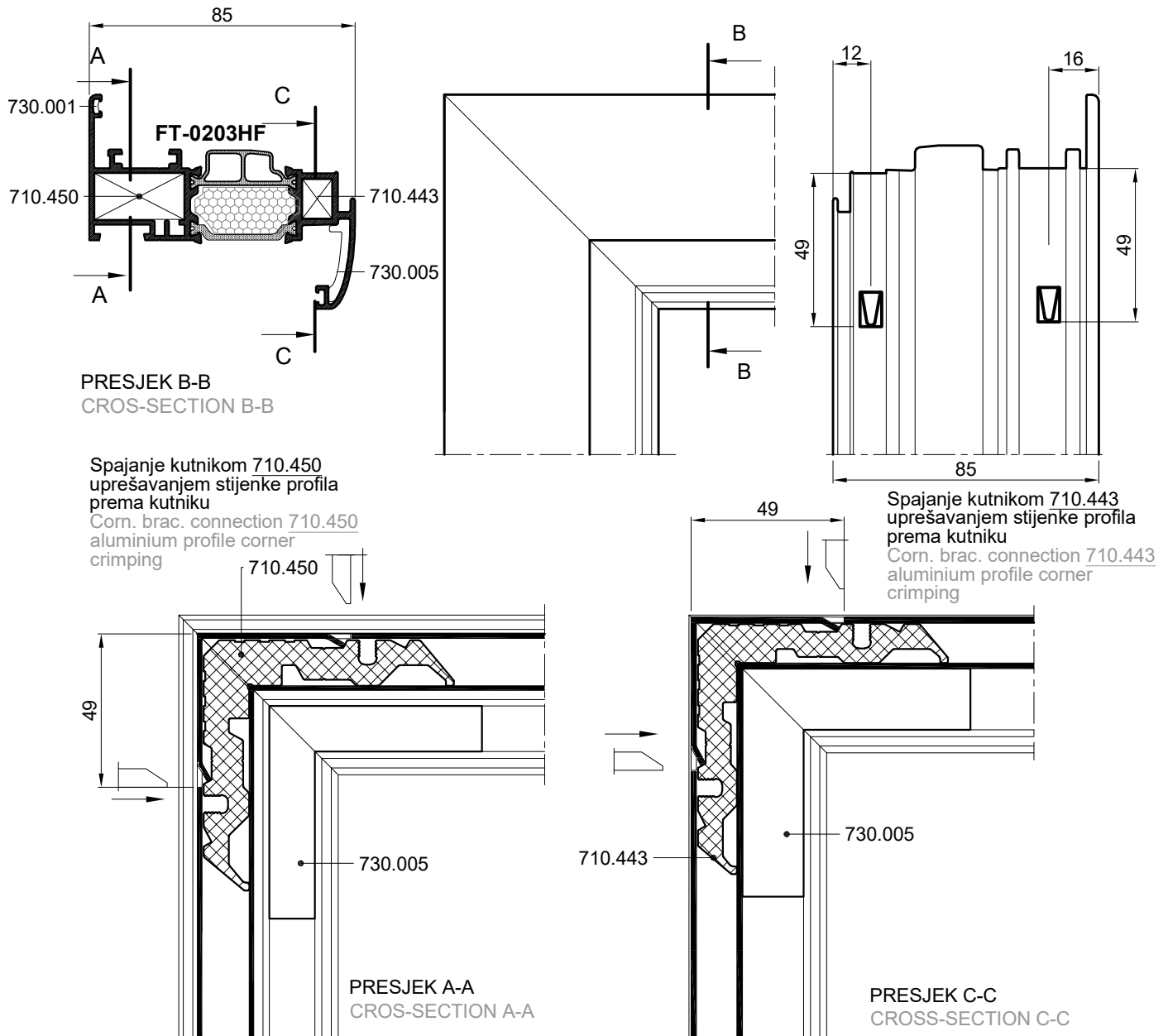
OVAJ RASPORED I NAČIN SPAJANJA KUTNICIMA PRIMJENJIV JE I NA PROFILE FT-0221HF

THIS ARRANGEMENT AND BIDDING METHOD WITH CORNER BRACKETS IS ALSO APPLICABLE FOR PROFILE FT-0221HF



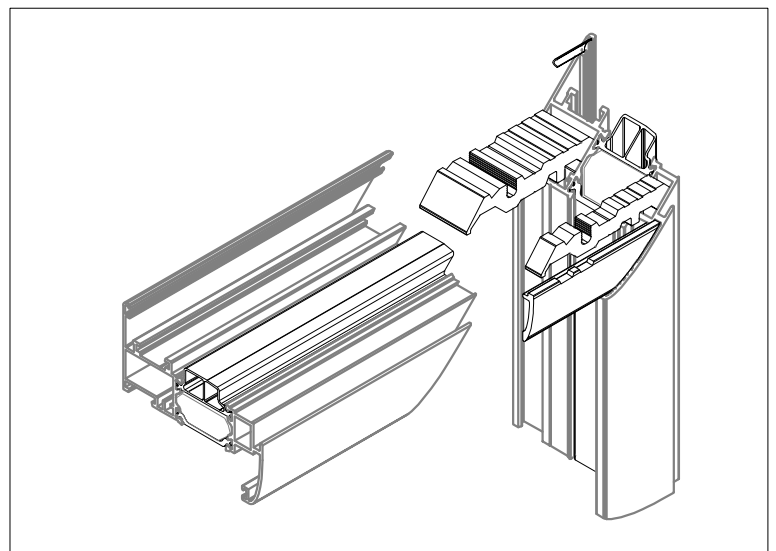
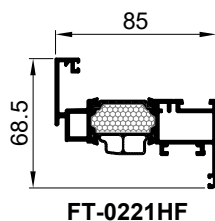
### SPAJANJE PROFILA FT-0203HF KUTNICIMA; 710.450, 710.443

### CONNECTION OF PROFILE FT-0203HF WITH CORNER BRACKETS; 710.450, 710.443



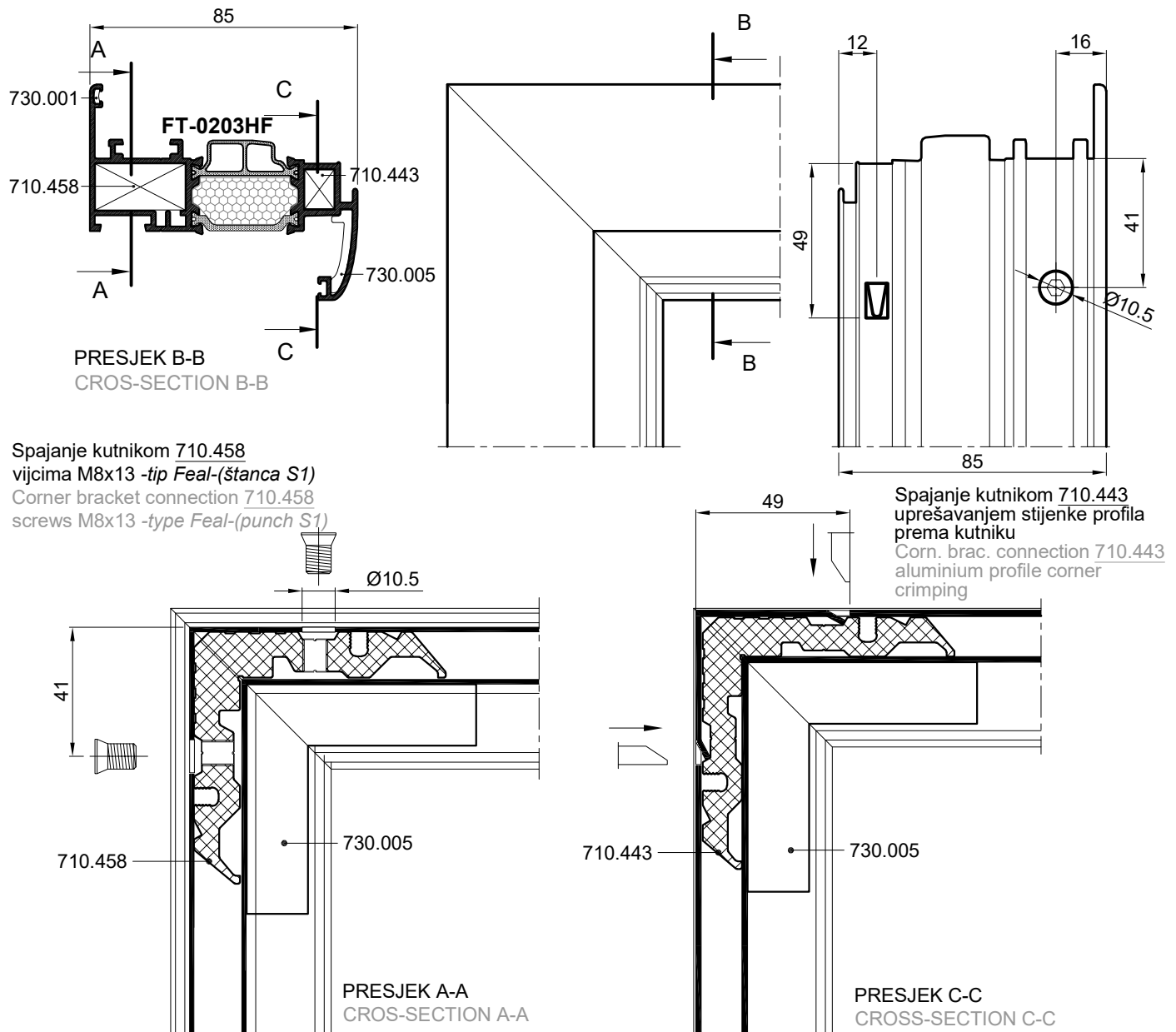
OVAJ RASPORED I NAČIN SPAJANJA  
KUTNICIMA PRIMJENJIV JE I NA PROFILE  
FT-0221HF

THIS ARRANGEMENT AND BIDDING METHOD  
WITH CORNER BRACKETS IS ALSO  
APPLICABLE FOR PROFILE FT-0221HF



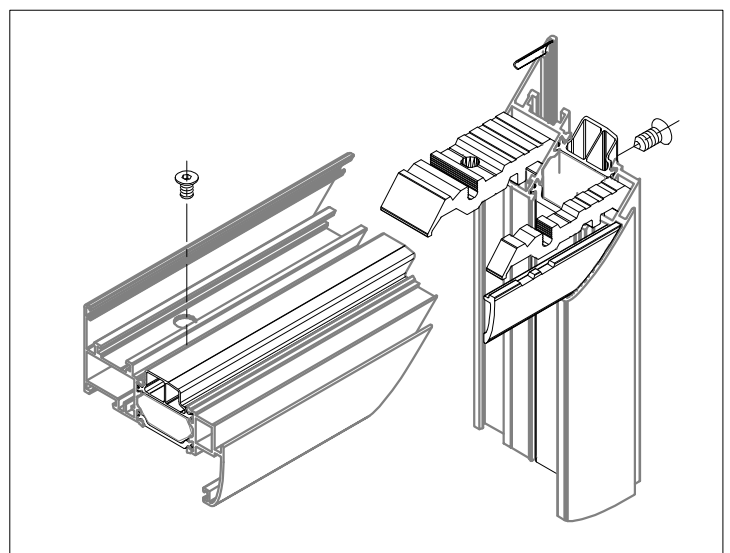
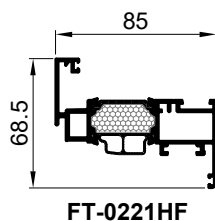
### SPAJANJE PROFILA FT-0203HF KUTNICIMA; 710.458, 710.443

CONNECTION OF PROFILE FT-0203HF WITH CORNER BRACKETS; 710.458, 710.443

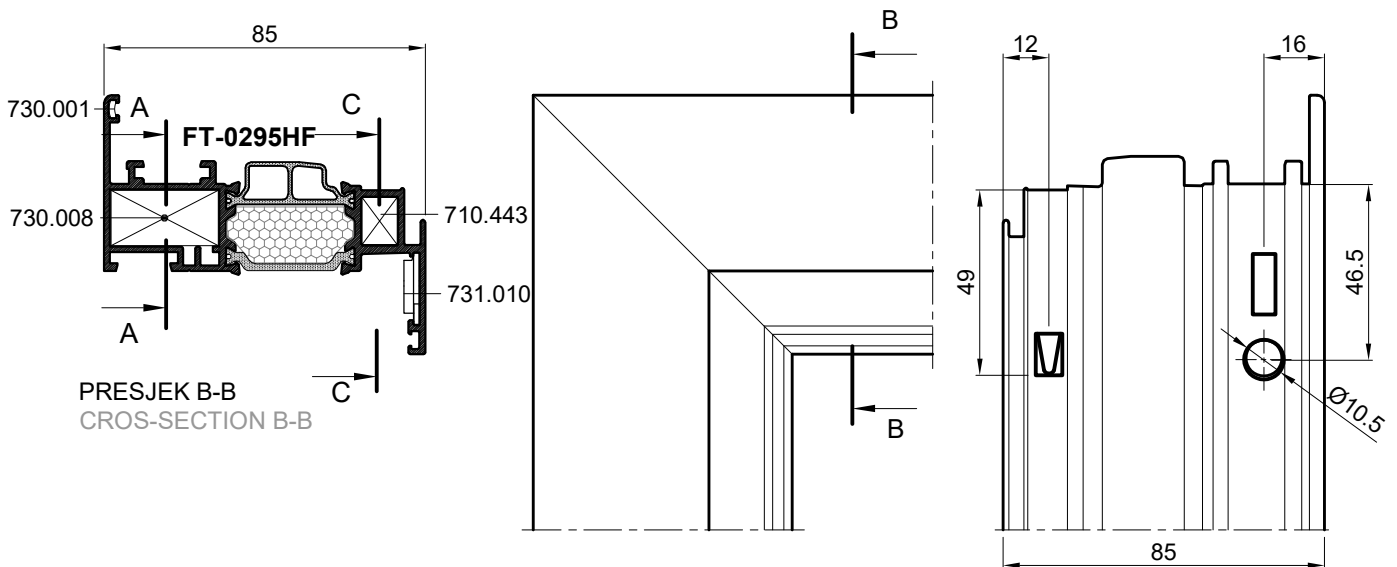


OVAJ RASPORED I NAČIN SPAJANJA  
KUTNICIMA PRIMJENJIV JE I NA PROFILE  
FT-0221HF

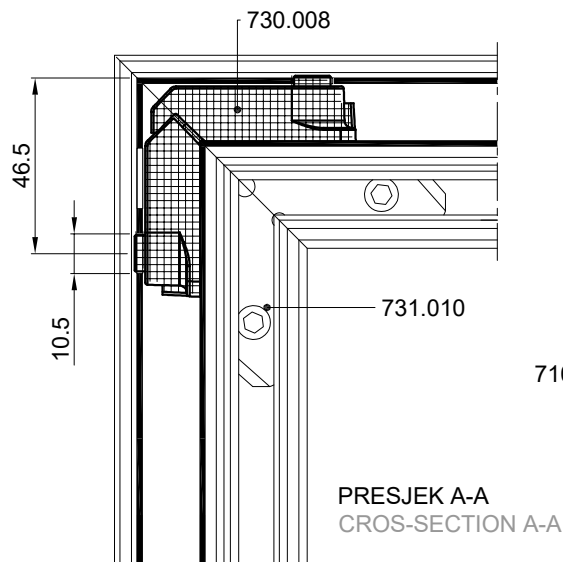
THIS ARRANGEMENT AND BIDDING METHOD  
WITH CORNER BRACKETS IS ALSO  
APPLICABLE FOR PROFILE FT-0221HF



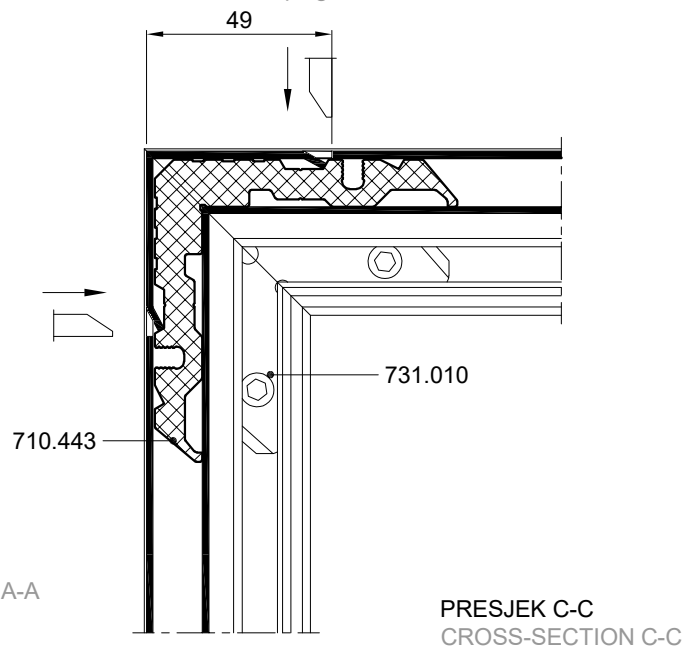
SPAJANJE PROFILA FT-0295HF KUTNICIMA; 730.008, 710.443  
CONNECTION OF PROFILE FT-0295  
HF WITH CORCNER BRACKETS; 730.008, 710.443



Spajanje kutnikom 730.008 s  
predobradom štancanja-(štanca S1)  
Connectin with corner bracket 730.008  
with punching preprocessing-punch S1)

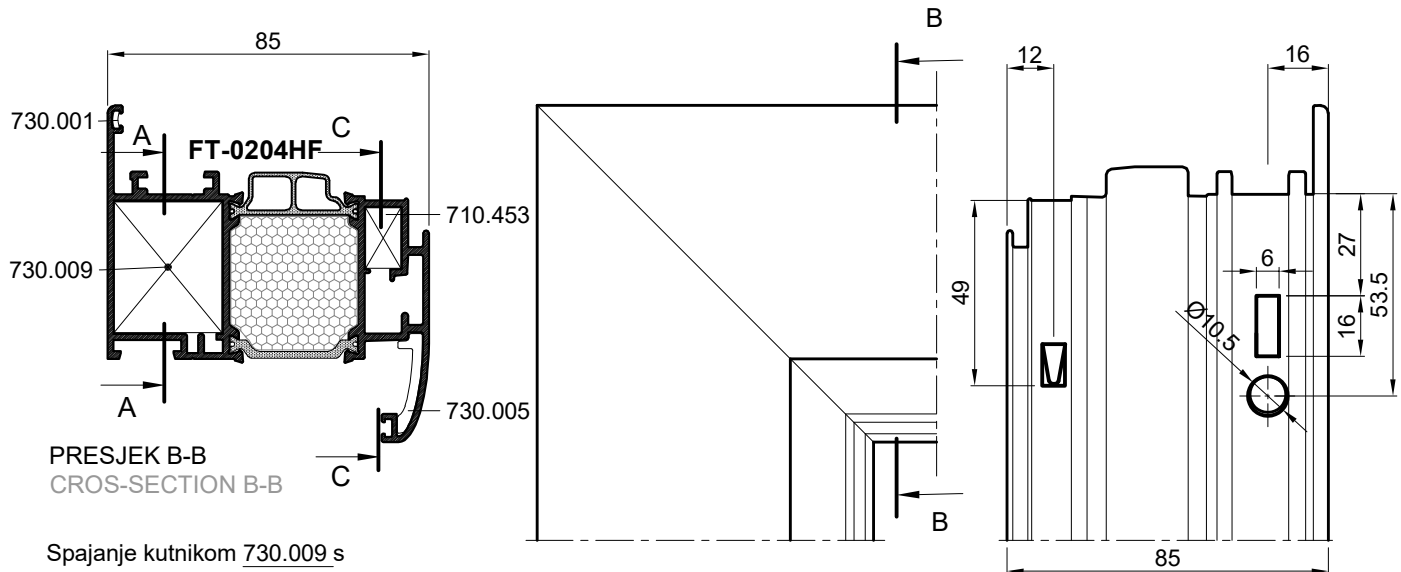


Spajanje kutnikom 710.443  
uprešavanjem stijenke profila  
prema kutniku  
Corn. brac. connection 710.443  
aluminium profile corner  
crimping



### SPAJANJE PROFILA FT-0204HF KUTNICIMA; 730.009, 710.453

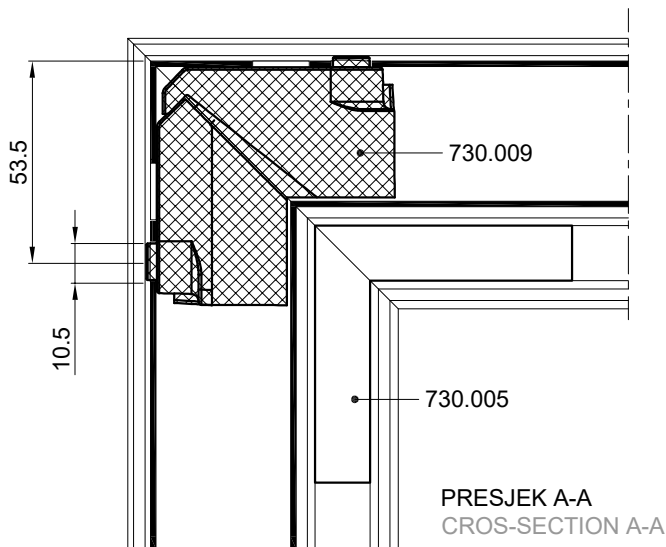
### CONNECTION OF PROFILE FT-0204HF WITH CORNER BRACKETS; 730.009, 710.453



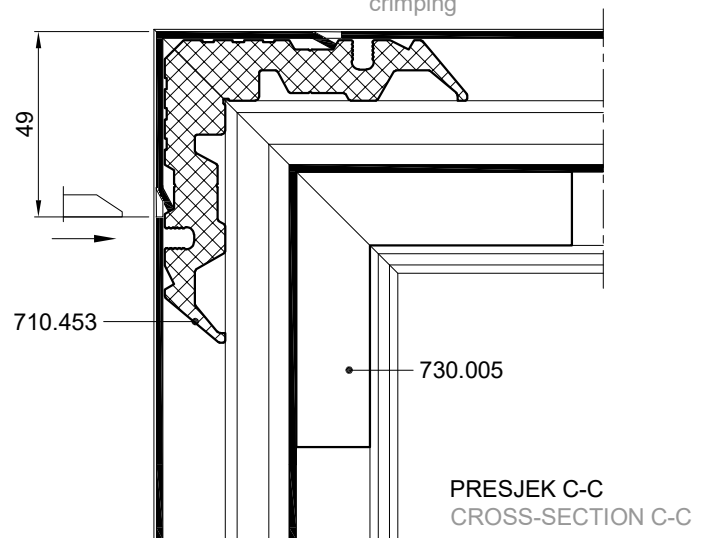
PRESJEK B-B  
CROSS-SECTION B-B

Spajanje kutnikom 730.009 s  
predobradom štancanja-(štanca S1)  
Connectin with corner bracket 730.009  
with punching preprocessing-(punch S1)

Spajanje kutnikom 710.453  
uprešavanjem stijenke profila  
prema kutniku  
Corn. brac. connection 710.453  
aluminium profile corner  
crimping



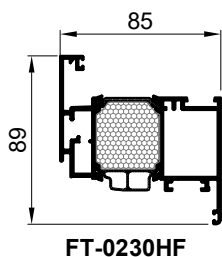
PRESJEK A-A  
CROSS-SECTION A-A



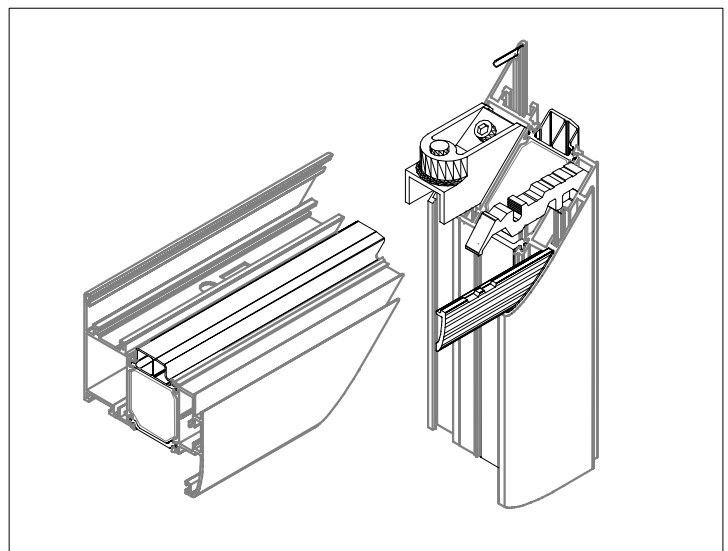
PRESJEK C-C  
CROSS-SECTION C-C

OVAJ RASPORED I NAČIN SPAJANJA  
KUTNICIMA PRIMJENJIV JE I NA PROFILE  
**FT-0230HF**

THIS ARRANGEMENT AND BIDDING METHOD  
WITH CORNER BRACKETS IS ALSO  
APPLICABLE FOR PROFILE **FT-0230HF**

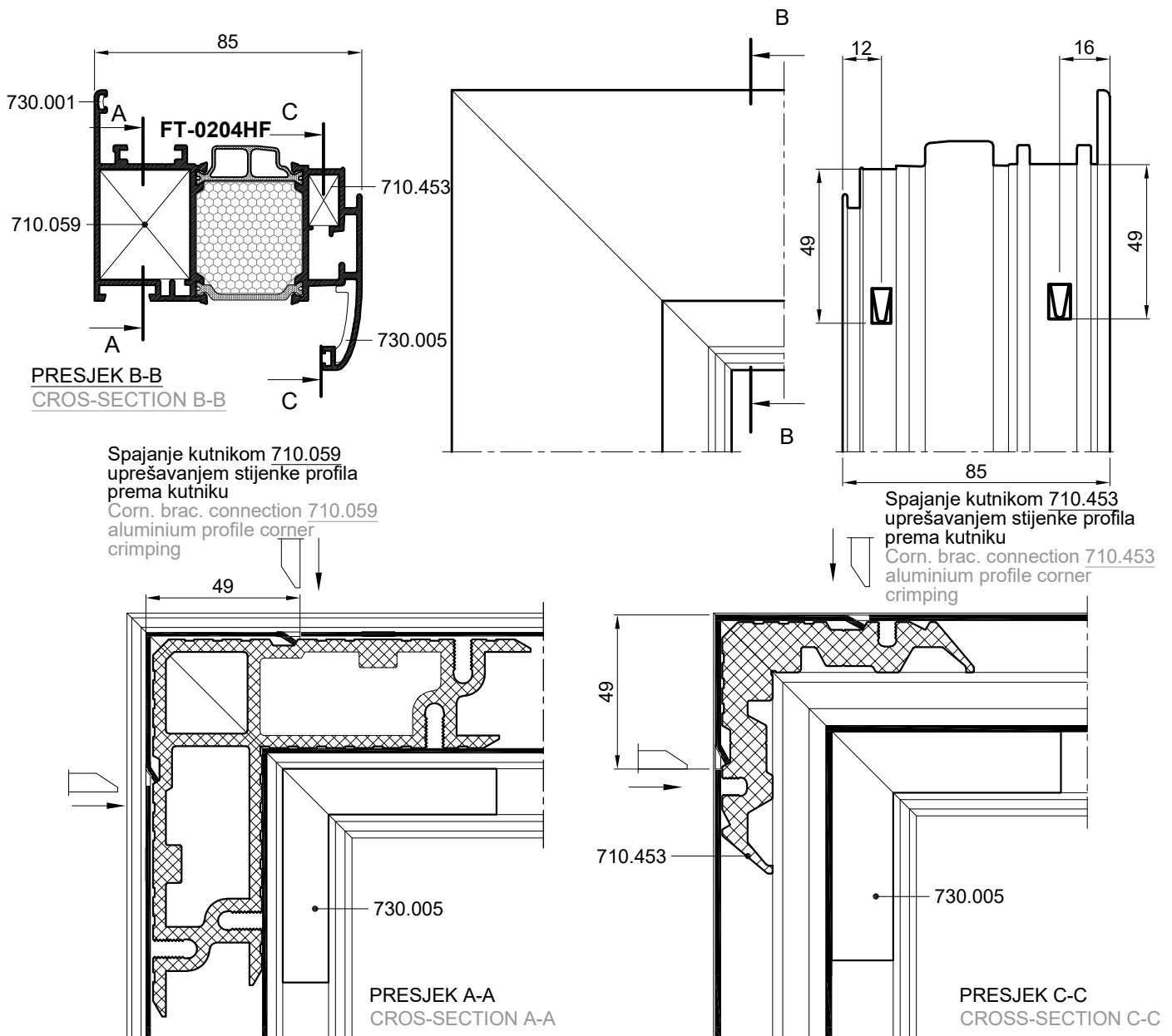


**FT-0230HF**



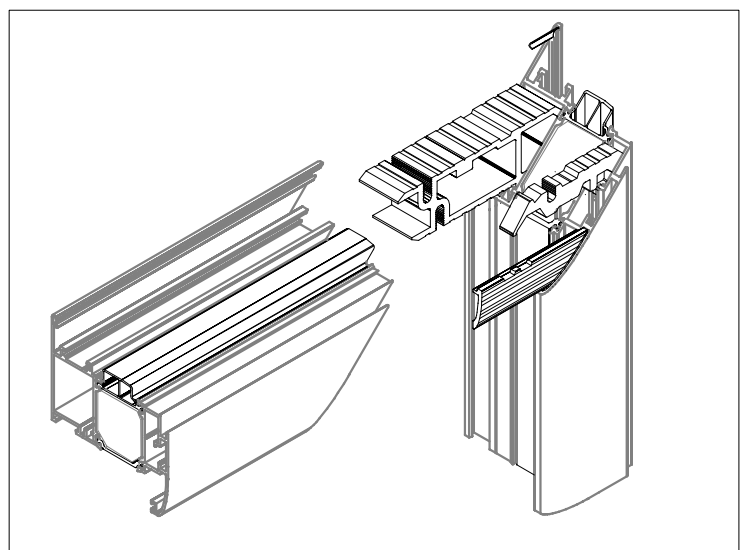
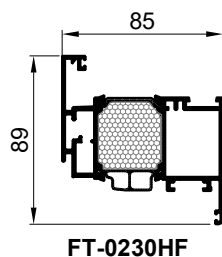
### SPAJANJE PROFILA FT-0204HF KUTNICIMA; 710.059, 710.453

### CONNECTION OF PROFILES FT-0204HF WITH CORNER BRACKETS; 710.059, 710.453

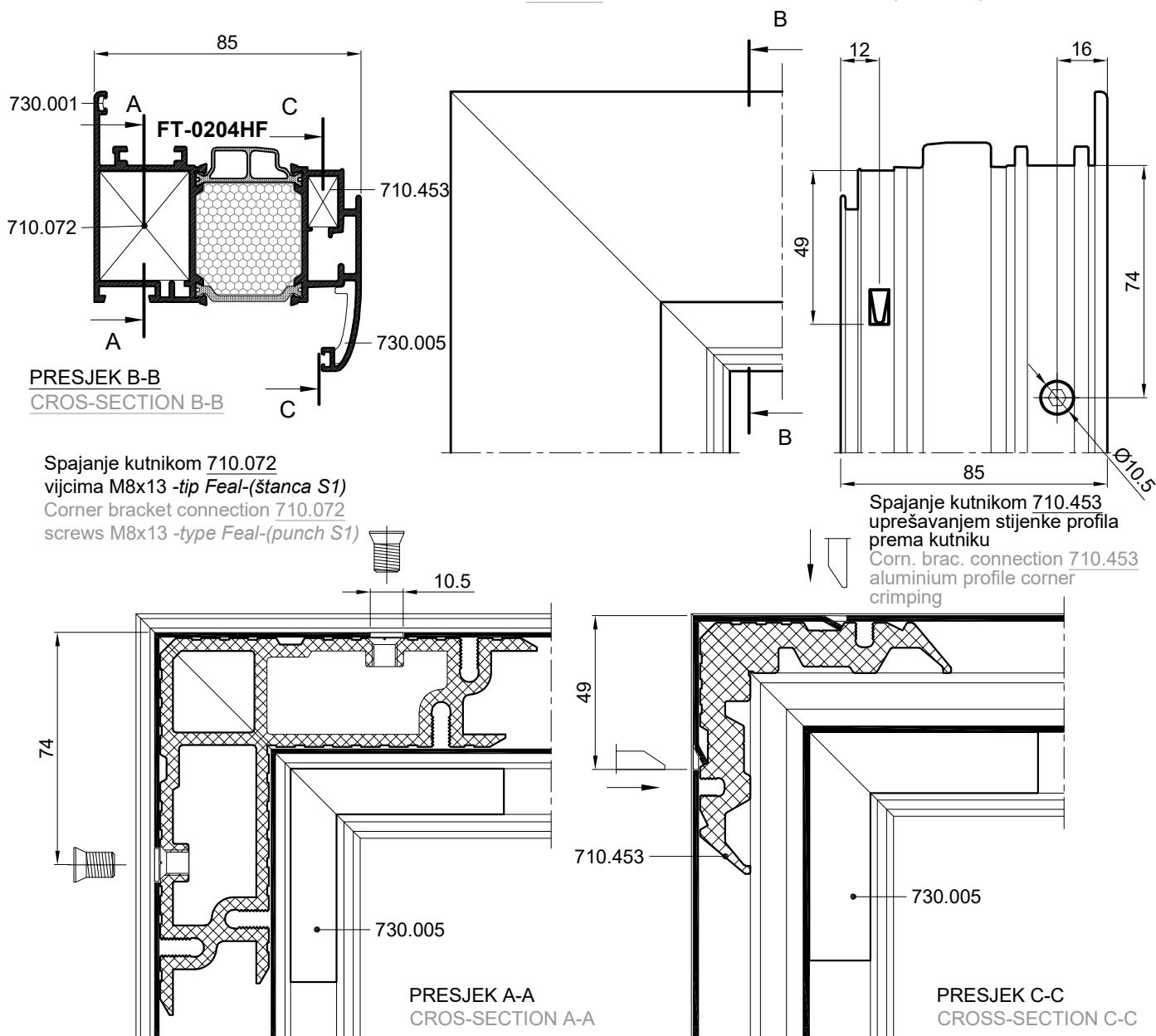


OVAJ RASPORED I NAČIN SPAJANJA  
KUTNICIMA PRIMJENJIV JE I NA PROFILE  
**FT-0230HF**

THIS ARRANGEMENT AND BIDDING METHOD  
WITH CORNER BRACKETS IS ALSO  
APPLICABLE FOR PROFILE **FT-0230HF**

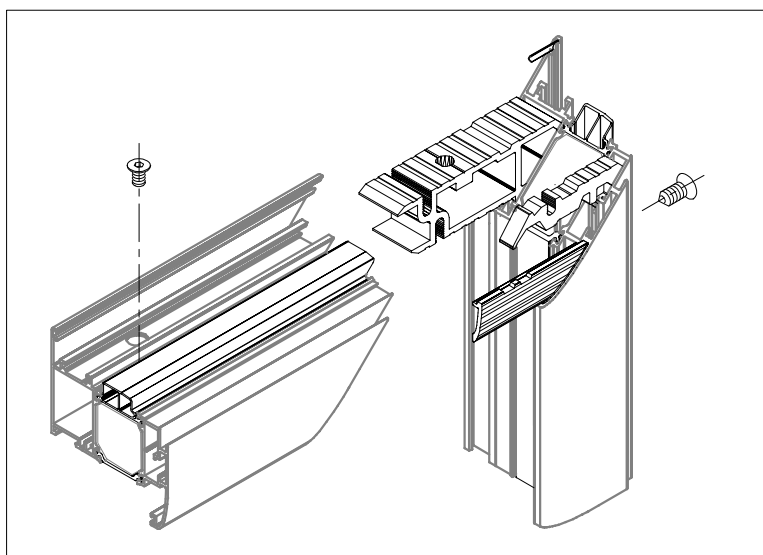
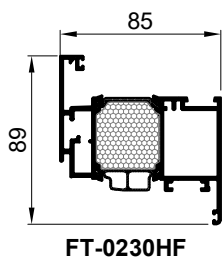


### SPAJANJE PROFILA FT-0204HF KUTNICIMA; 710.072, 710.453 CONNECTION OF PROFILE FT-0204HF WITH CORNER BRACKETS; 710.072, 710.453



OVAJ RASPORED I NAČIN SPAJANJA  
KUTNICIMA PRIMJENJIV JE I NA PROFILE  
**FT-0230HF**

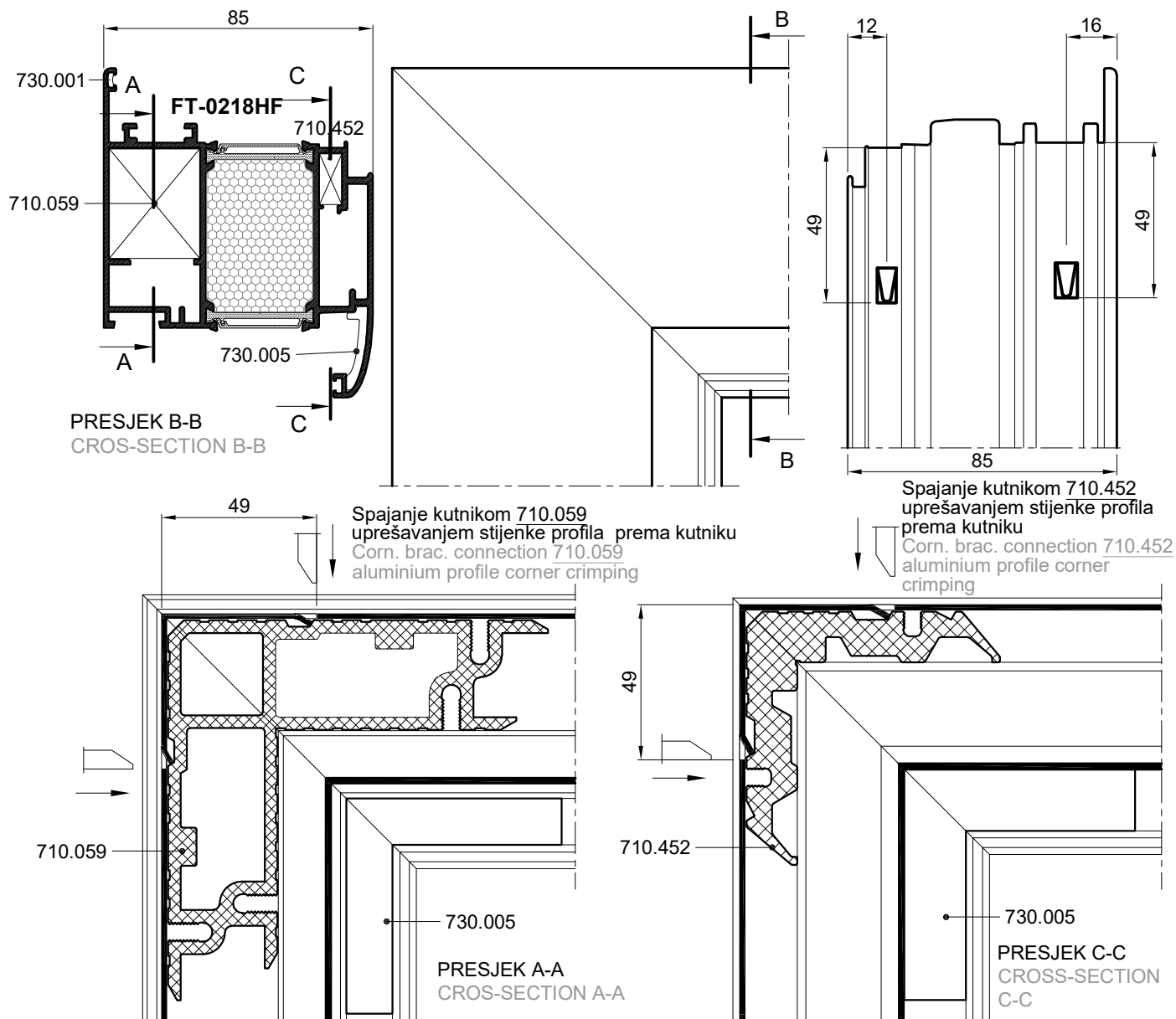
THIS ARRANGEMENT AND BIDDING METHOD  
WITH CORNER BRACKETS IS ALSO  
APPLICABLE FOR PROFILE **FT-0230HF**





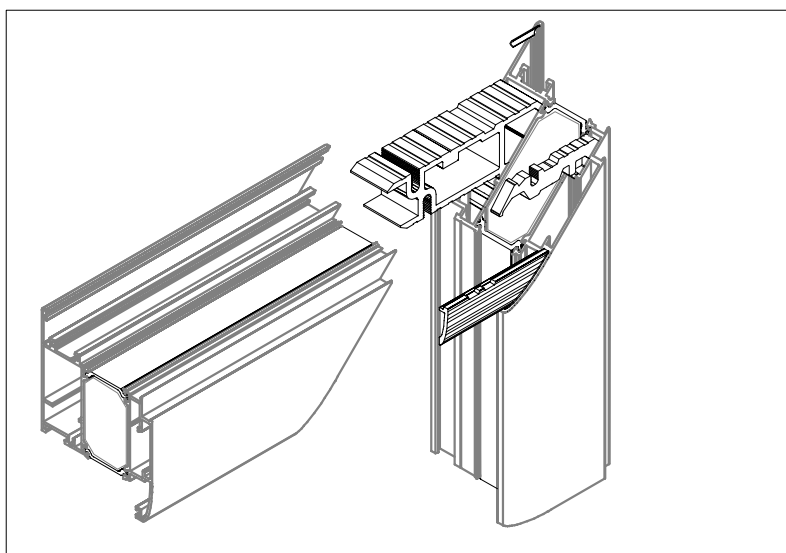
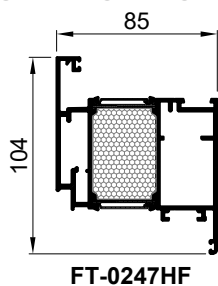
### SPAJANJE PROFILA FT-0218HF KUTNICIMA; 710.059, 710.452

CONNECTION OF PROFILE FT-0218HF WITH CORNER BRACKETS; 710.059, 710.452



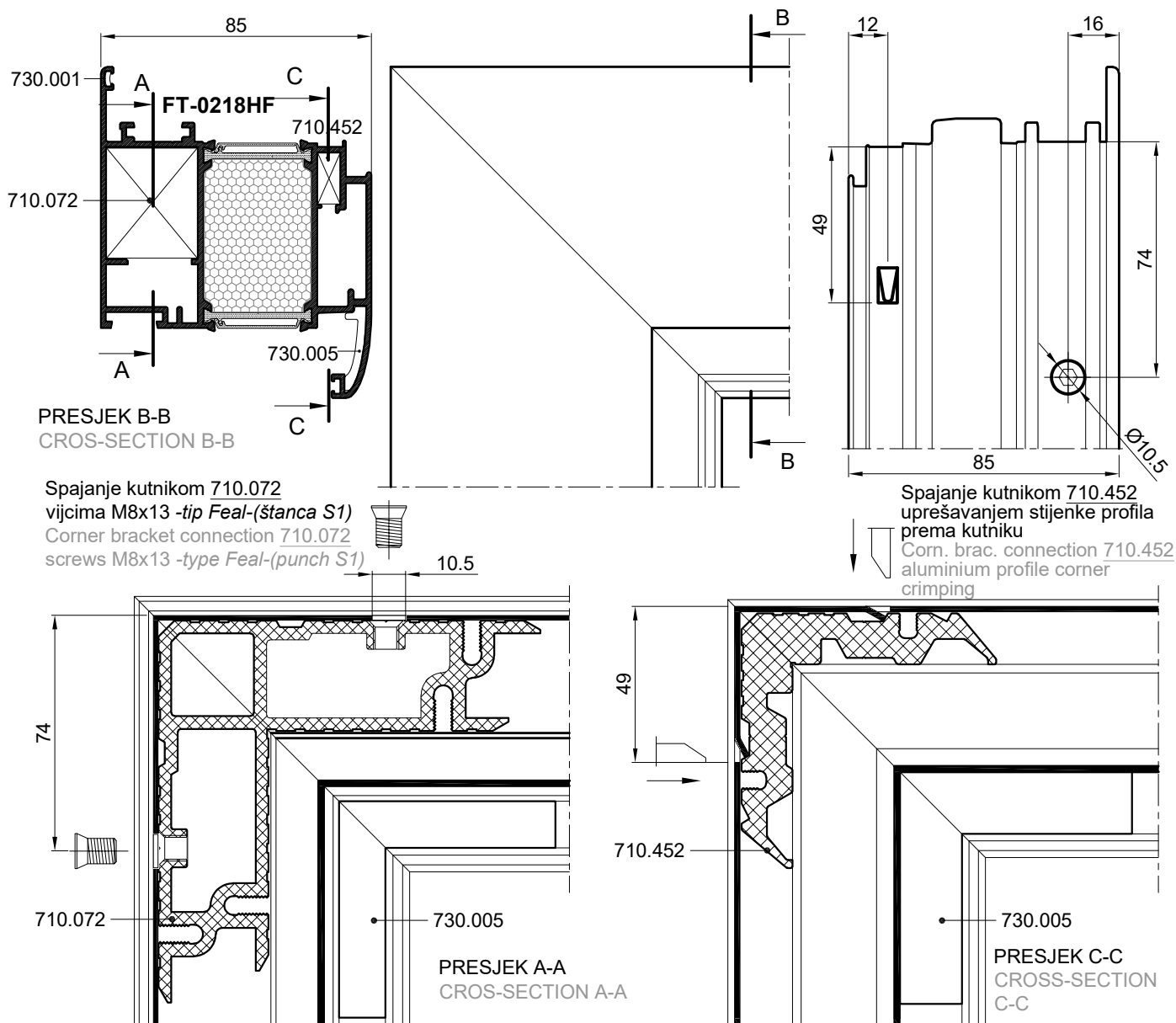
OVAJ RASPORED I NAČIN SPAJANJA KUTNICIMA PRIMJENJIV JE I NA PROFILE FT-0247HF

THIS ARRANGEMENT AND BIDDING METHOD WITH CORNER BRACKETS IS ALSO APPLICABLE FOR PROFILE FT-0247HF

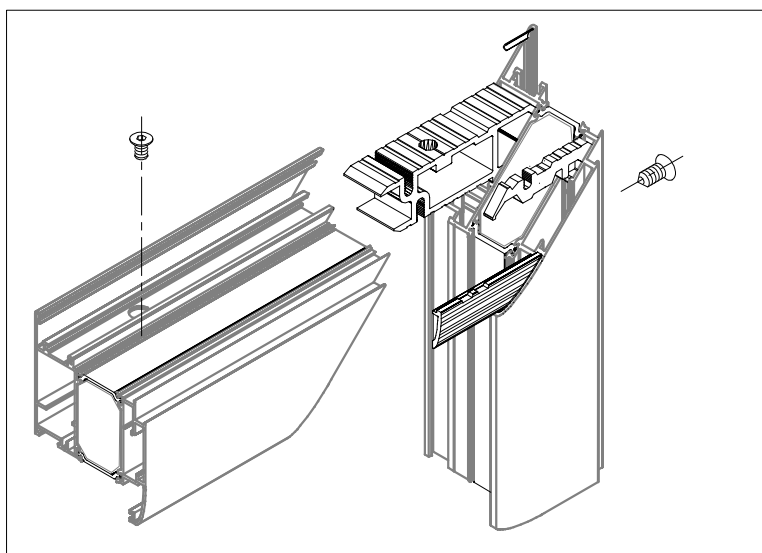
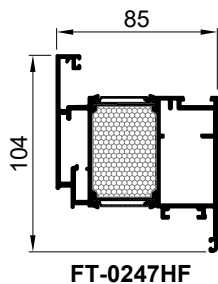


### SPAJANJE PROFILA FT-0218HF KUTNICIMA; 710.072, 710.452

CONNECTION OF PROFILES FT-0218HF WITH CORNER BRACKETS; 710.072, 710.452

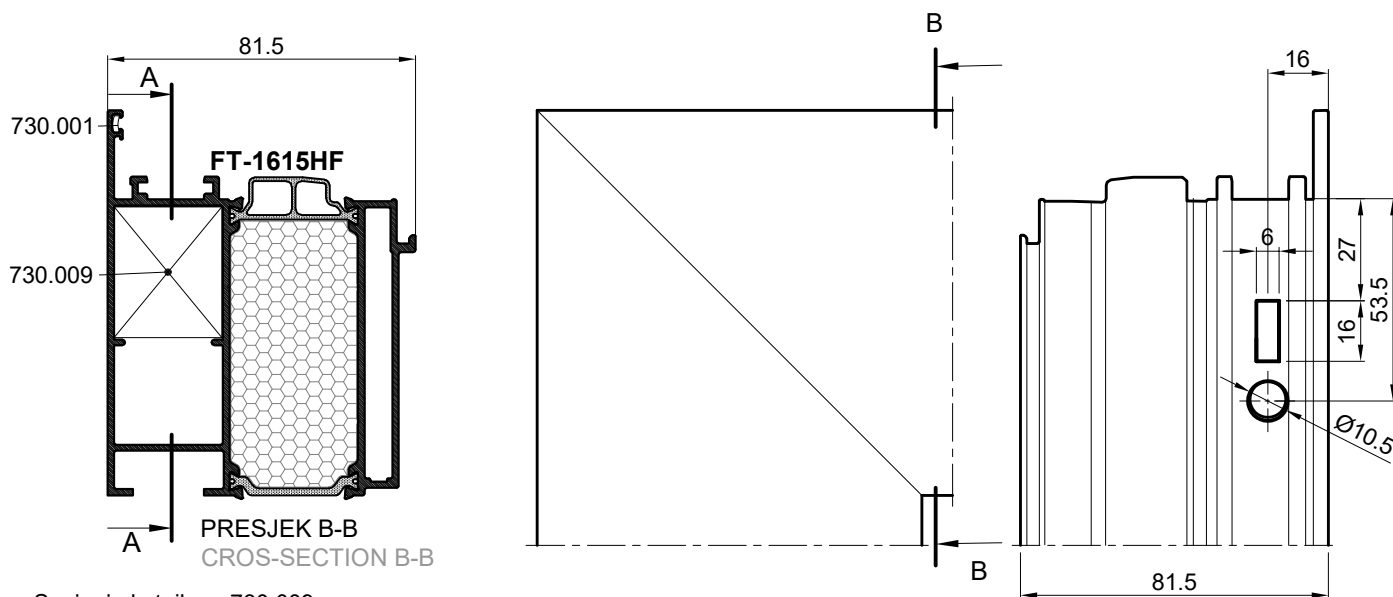


OVAJ RASPORED I NAČIN SPAJANJA  
KUTNICIMA PRIMJENJIV JE I NA PROFILE  
**FT-0247HF**  
THIS ARRANGEMENT AND BIDDING METHOD  
WITH CORNER BRACKETS IS ALSO  
APPLICABLE FOR PROFILE **FT-0247HF**

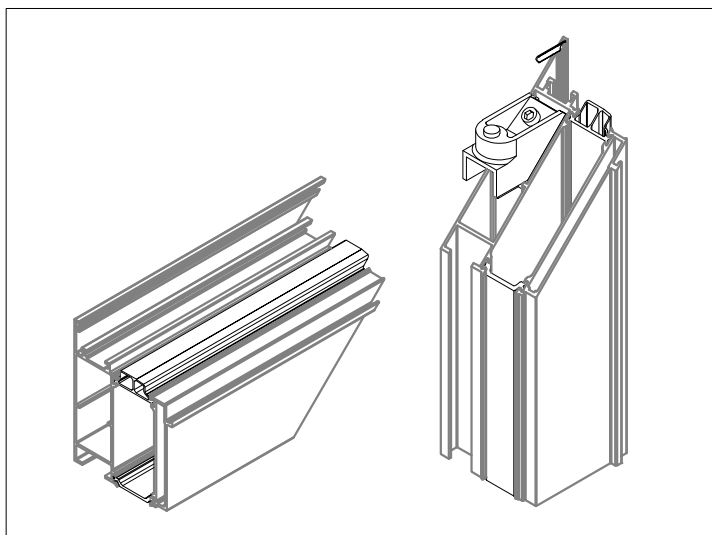
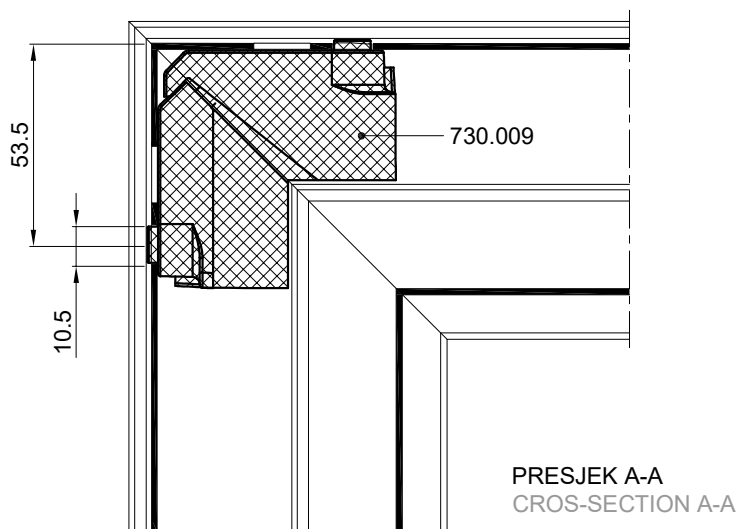


### SPAJANJE PROFILA FT-1615HF KUTNIKOM 730.009

### CONNECTION OF PROFILE FT-1615HF WITH CORNER BRACKET 730.009

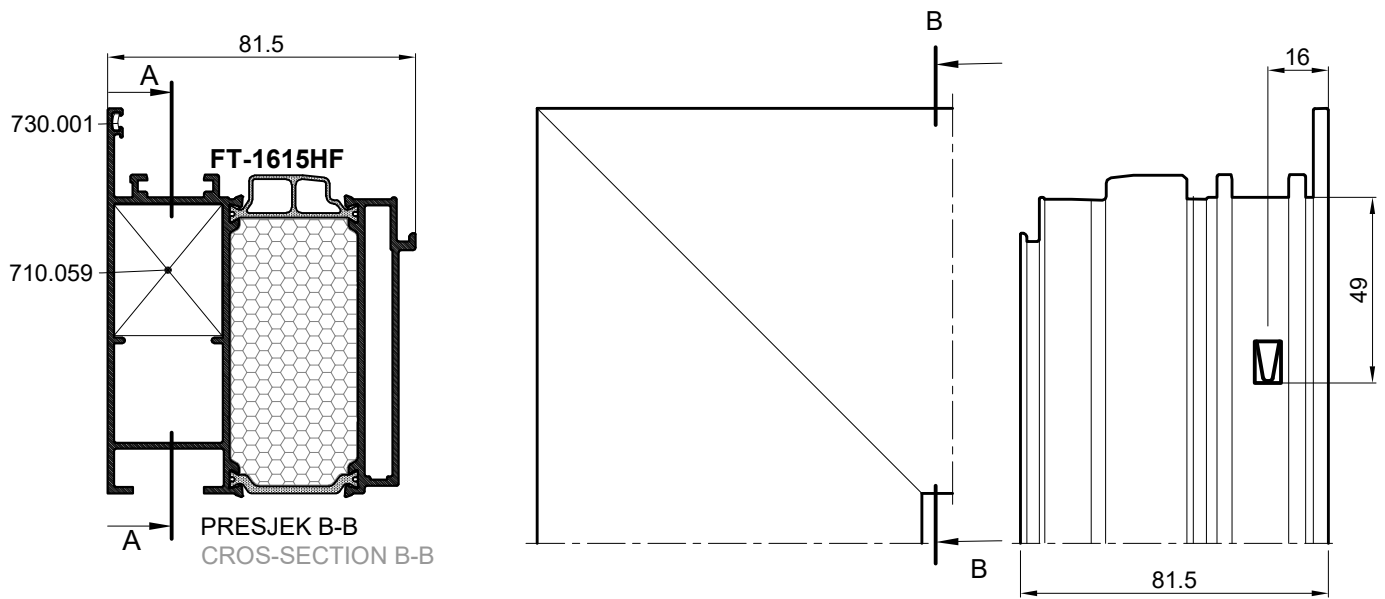


Spajanje kutnikom 730.009 s  
predobradom štancanja-(štanca S1)  
Connectin with corner bracket 730.009  
with punching preprocessing-(punch S1)

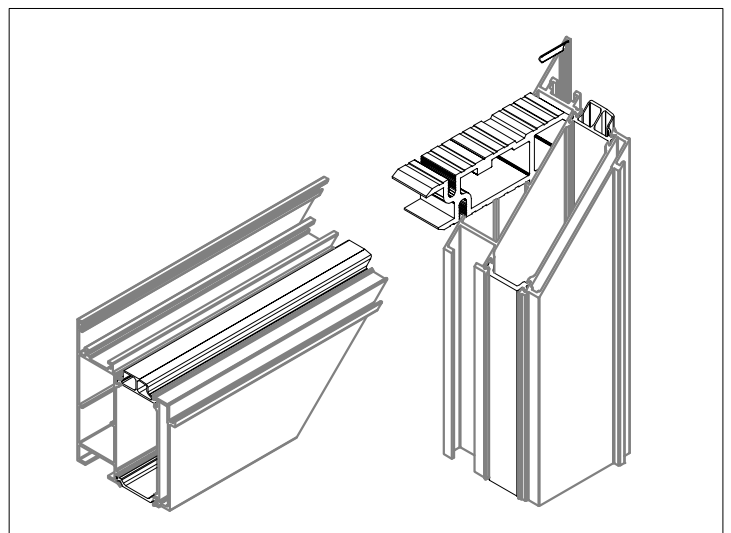
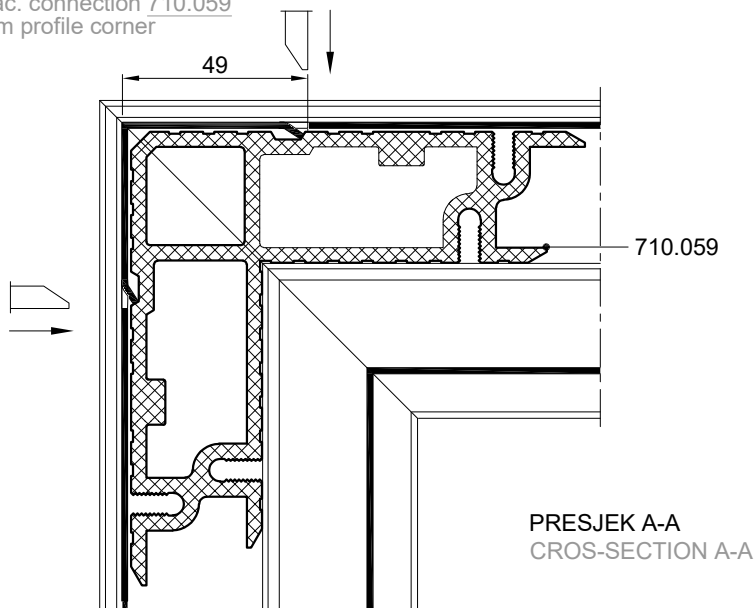


### SPAJANJE PROFILA FT-1615HF KUTNIKOM 710.059

### CONNECTION OF PROFILE FT-1615HF WITH CORNER BRACKET 710.059

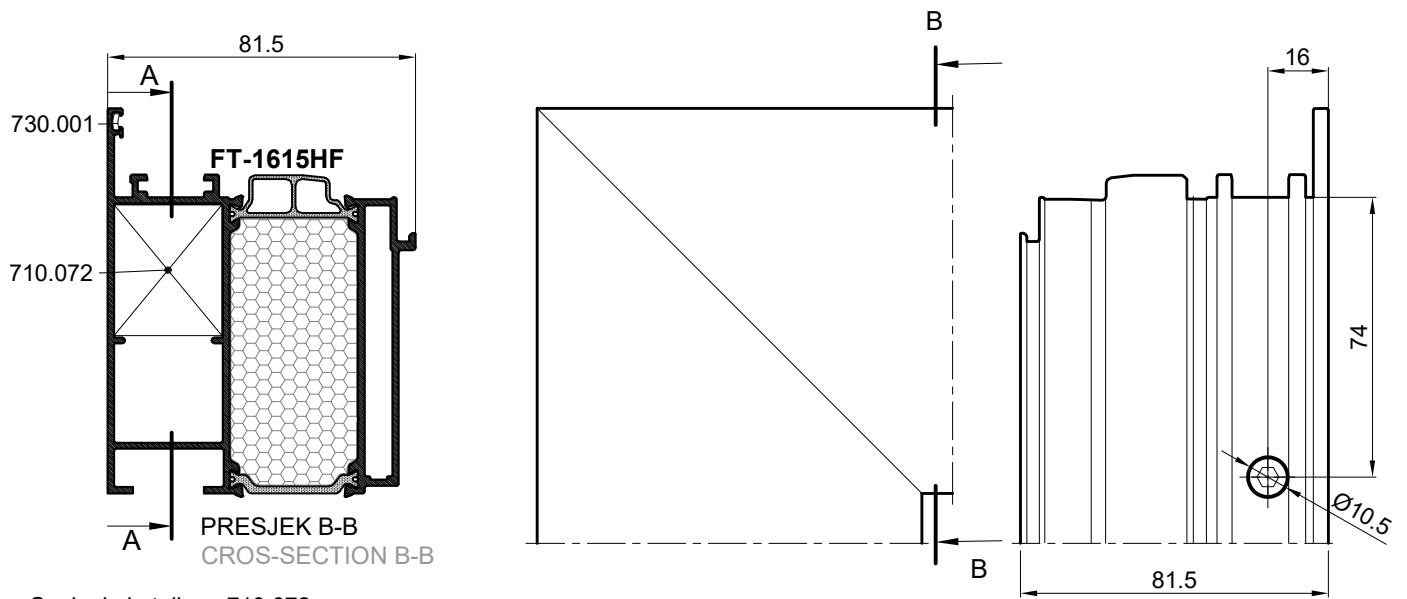


Spajanje kutnikom 710.059  
uprešavanjem stijenke profila  
prema kutniku  
Corn. brac. connection 710.059  
aluminium profile corner  
crimping



### SPAJANJE PROFILA FT-1615HF KUTNIKOM 710.072

### CONNECTION OF PROFILE FT-1615HF WITH CORNER BRACKET 710.072

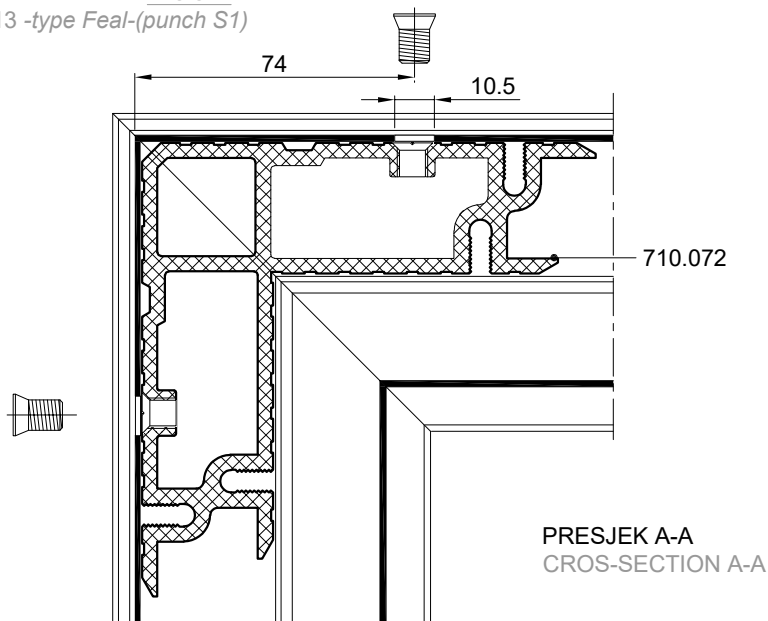


Spajanje kutnikom 710.072

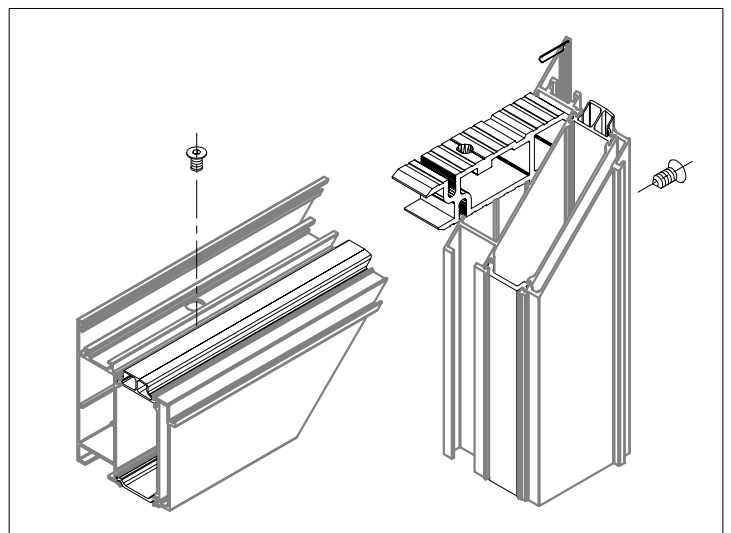
vijcima M8x13 -tip Feal-(štanca S1)

Corner bracket connection 710.072

screws M8x13 -type Feal-(punch S1)



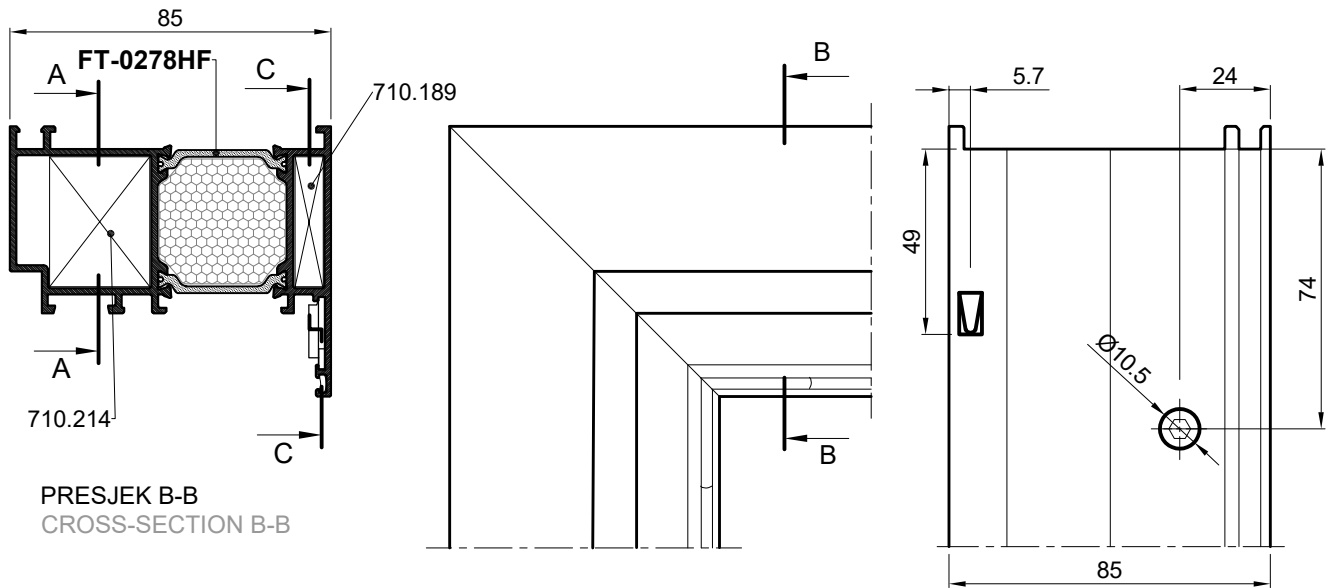
PRESJEK A-A  
CROS-SECTION A-A





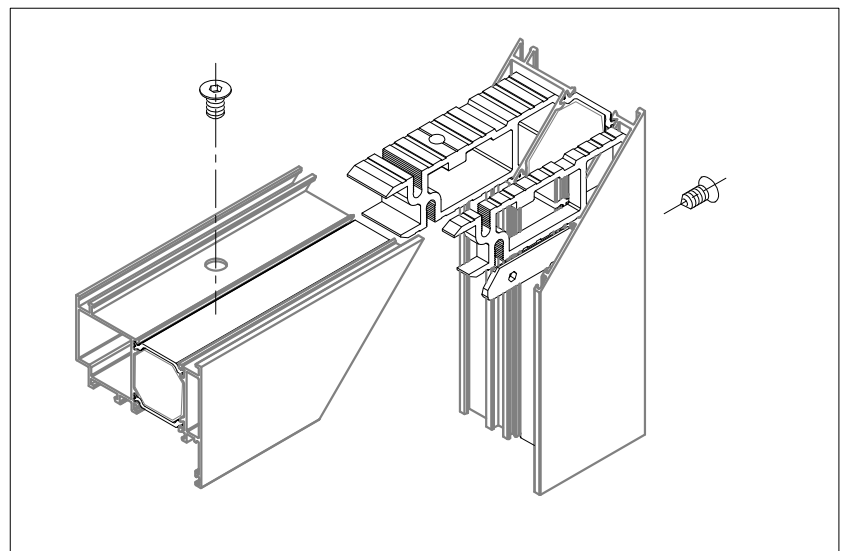
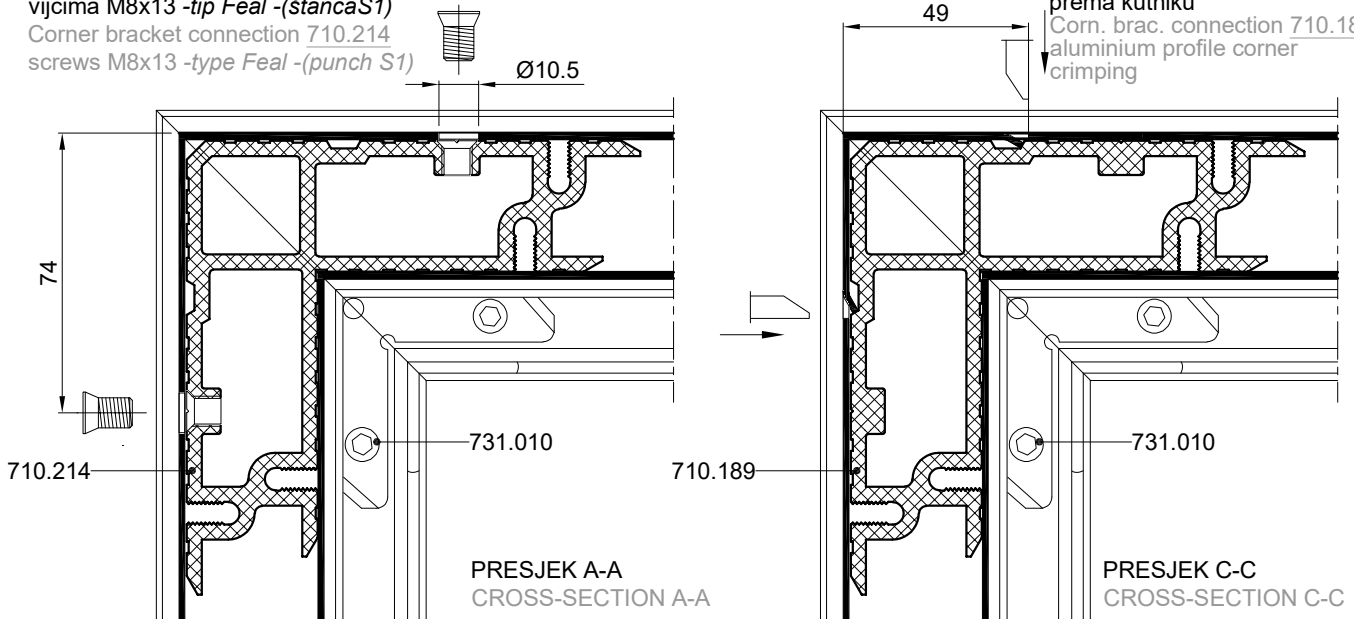
### SPAJANJE PROFILA FT-0278HF KUTNICIMA 710.214, 710.189

### CONNECTION OF PROFILE FT-0278HF WITH CORNER BRACKETS 710.214, 710.189



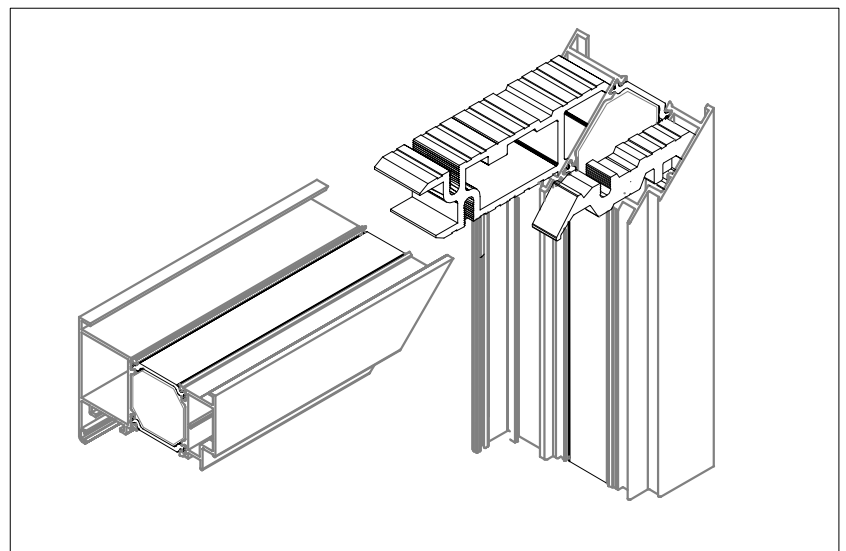
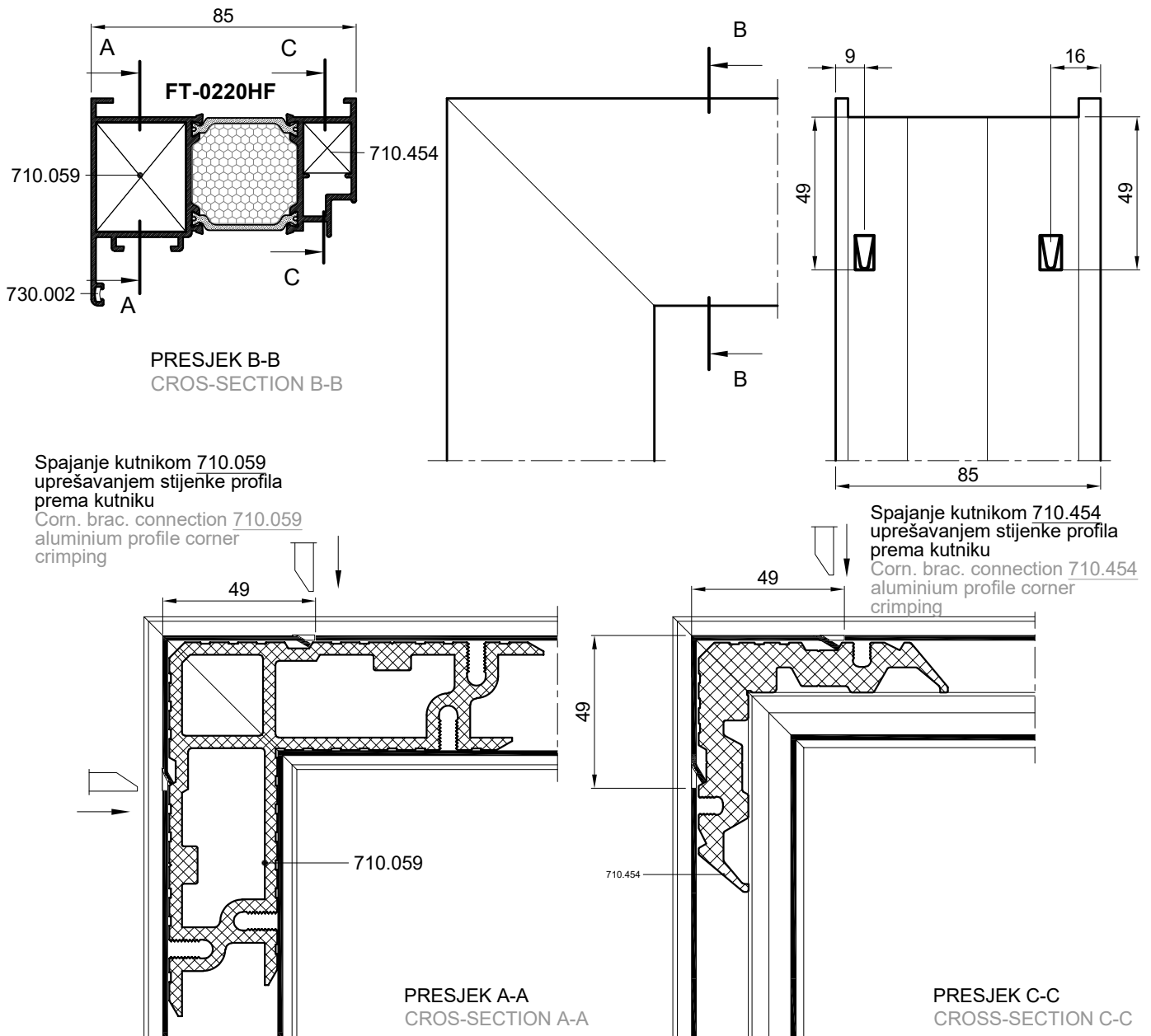
Spajanje kutnikom 710.214  
vijkima M8x13 -tip Feal -(štanca S1)  
Corner bracket connection 710.214  
screws M8x13 -type Feal -(punch S1)

Spajanje kutnikom 710.189  
uprešavanjem stijenke profila  
prema kutniku  
Corn. brac. connection 710.189  
aluminium profile corner  
crimping



### SPAJANJE PROFILA FT-0220HF KUTNICIMA; 710.059, 710.454

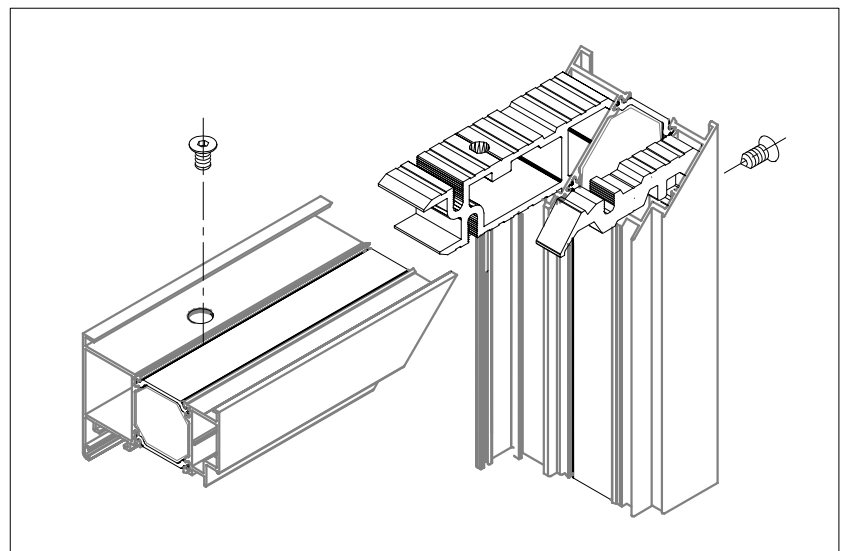
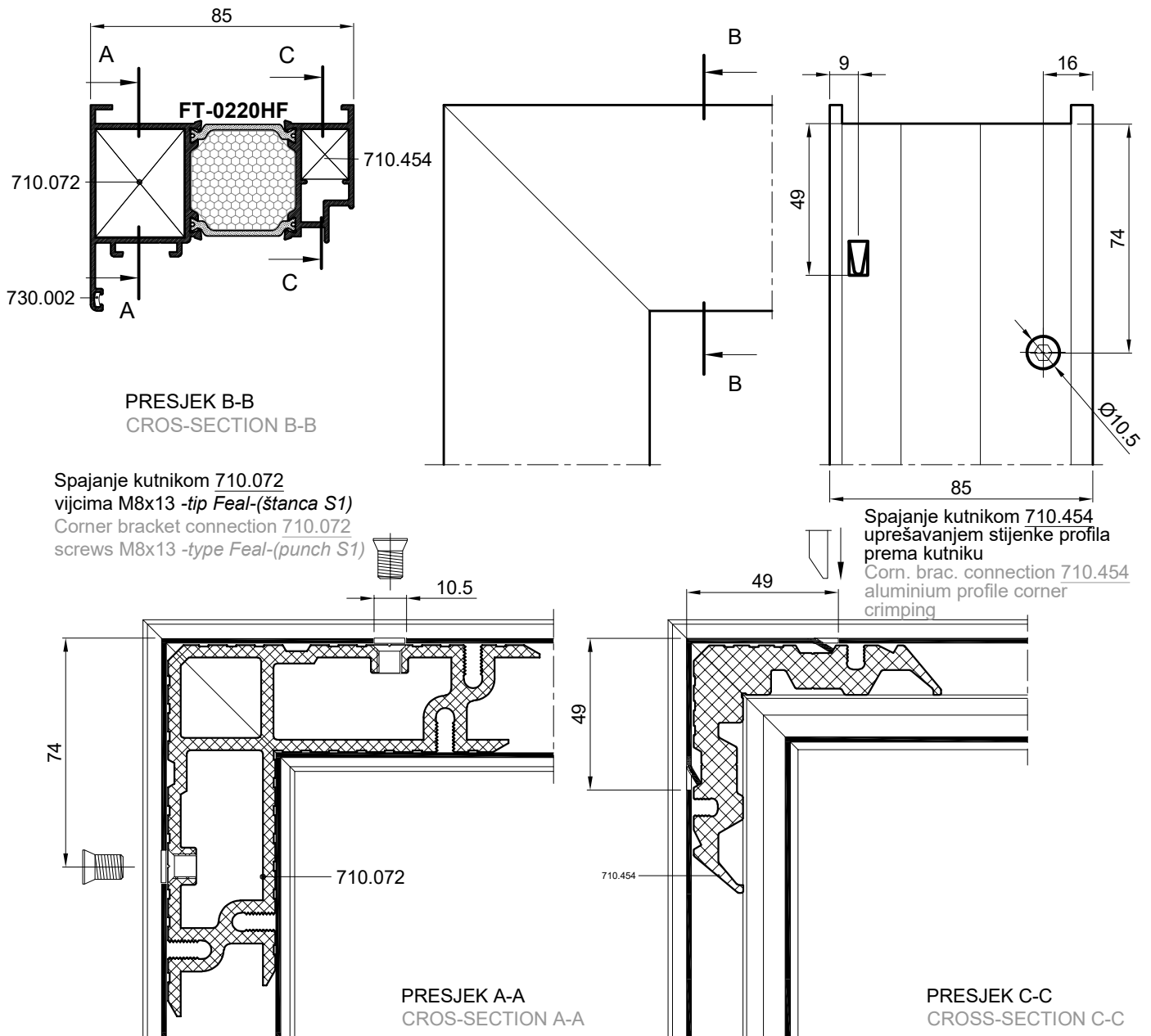
### CONNECTION OF PROFILE FT-0220HF WITH CORNER BRACKETS; 710.059, 710.454





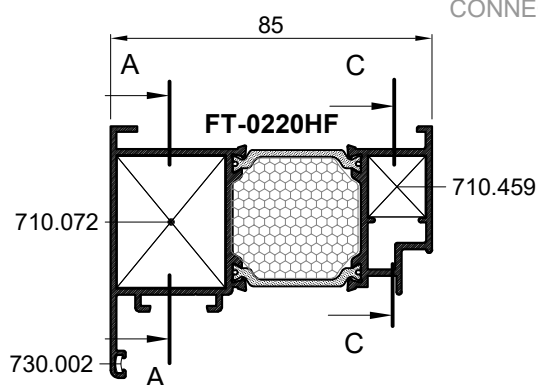
### SPAJANJE PROFILA FT-0220HF KUTNICIMA; 710.072, 710.454

### CONNECTION OF PROFILE FT-0220HF WITH CORNER BRACKETS; 710.072, 710.454

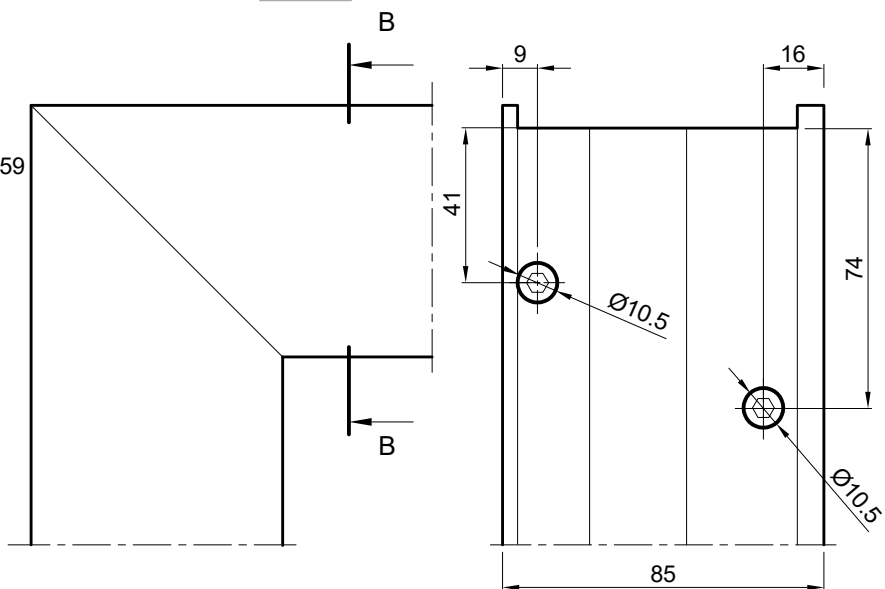


### SPAJANJE PROFILA FT-0220HF KUTNICIMA; 710.072, 710.459

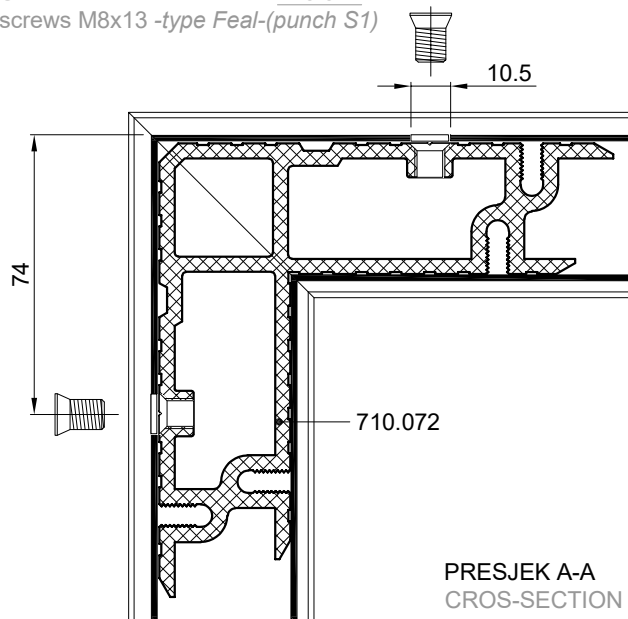
CONNECTION OF PROFILE FT-0220HF WITH CORNER BRACKETS; 710.072, 710.45



PRESJEK B-B  
CROSS-SECTION B-B

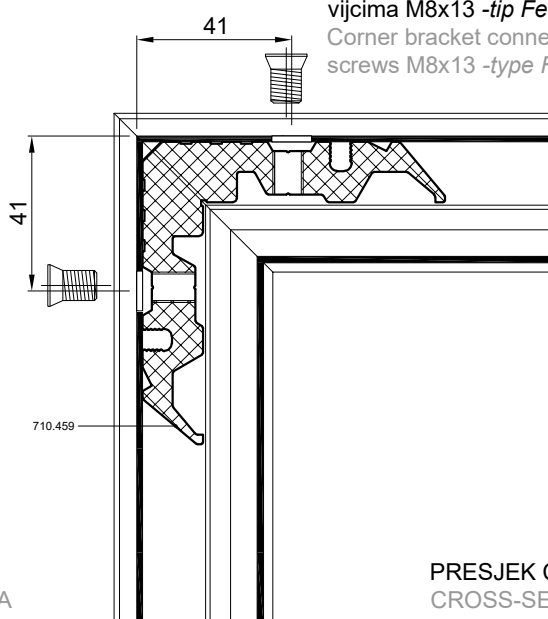


Spajanje kutnikom 710.072  
vijcima M8x13 -tip Feal-(štanca S1)  
Corner bracket connection 710.072  
screws M8x13 -type Feal-(punch S1)

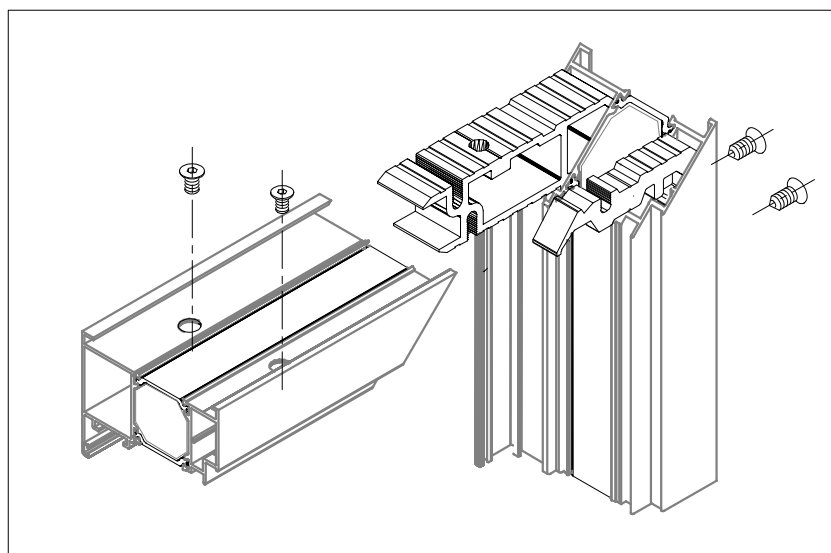


PRESJEK A-A  
CROSS-SECTION A-A

Spajanje kutnikom 710.459  
vijcima M8x13 -tip Feal  
Corner bracket connection 710.459  
screws M8x13 -type Feal

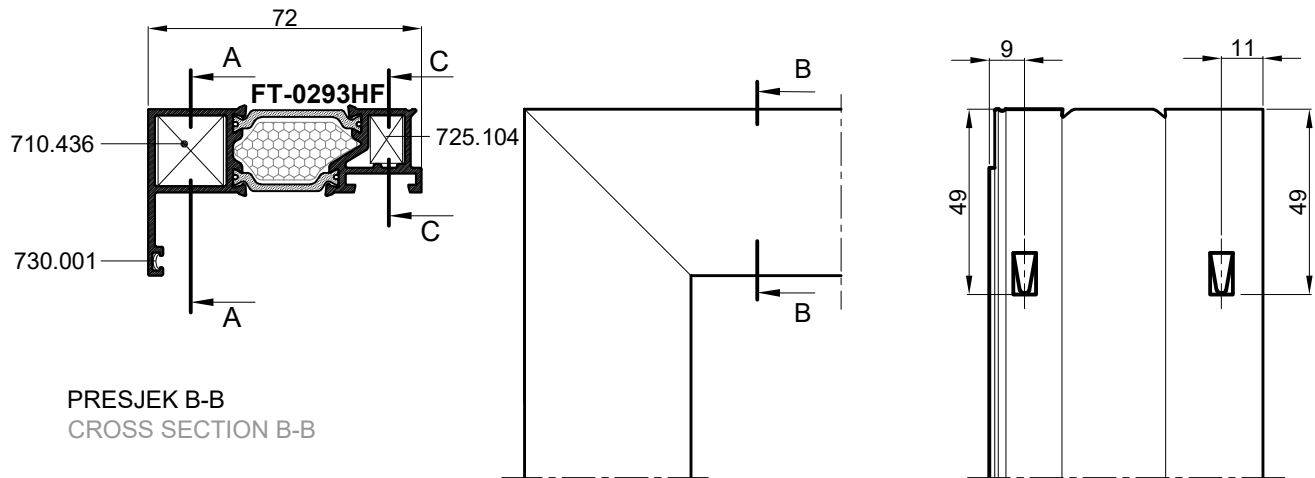


PRESJEK C-C  
CROSS-SECTION C-C

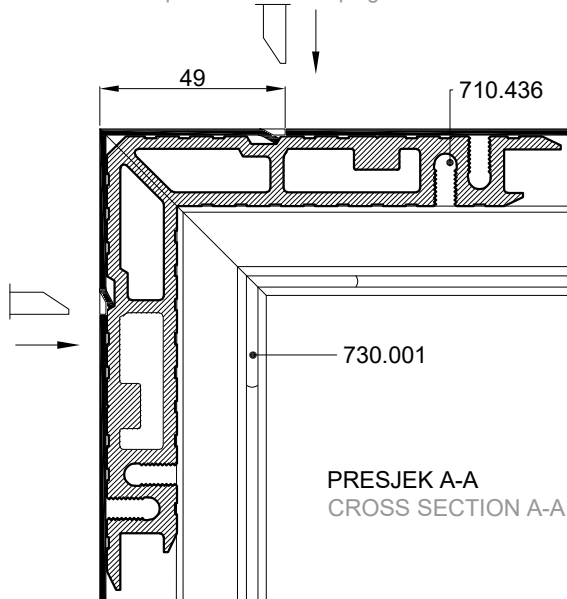


### SPAJANJE PROFILA FT-0239HF KUTNICIMA; 710.436, 725.104

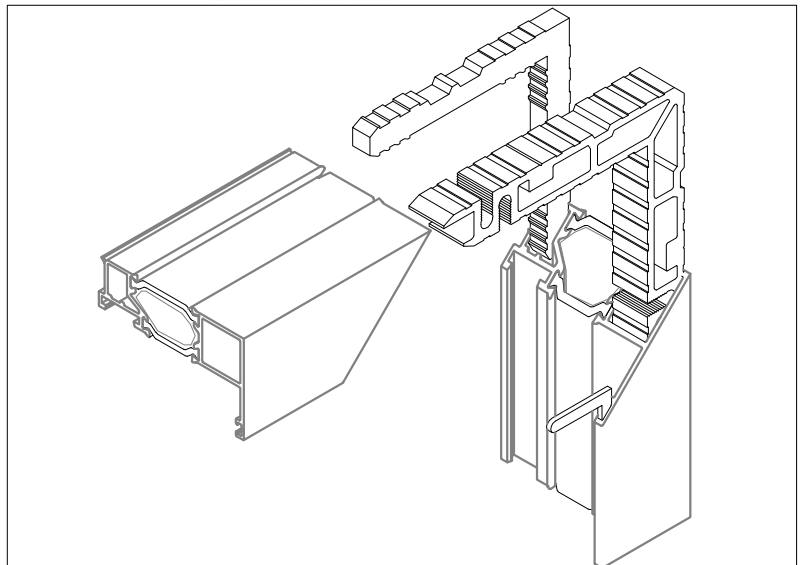
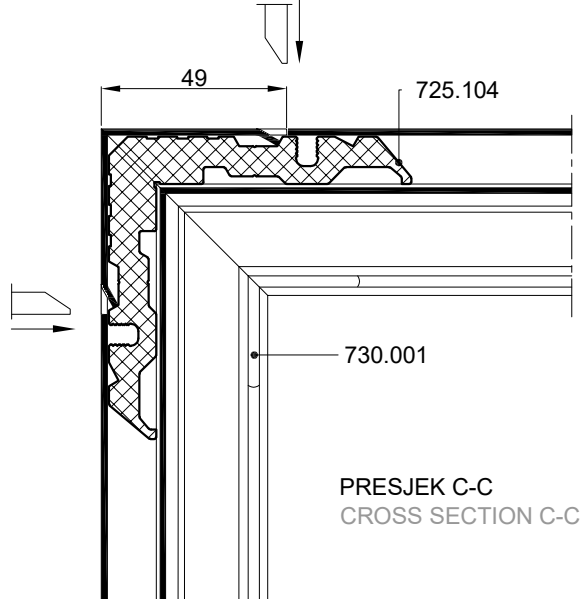
### CONNECTION OF PROFILE FT-0239HF WITH CORNER BRACKETS; 710.436, 725.104



Spajanje kutnikom 710.436  
uprešavanjem stijenke profila  
u kutnu spojnicu  
Corn. brac. connection 710.436  
aluminium profile corner crimping

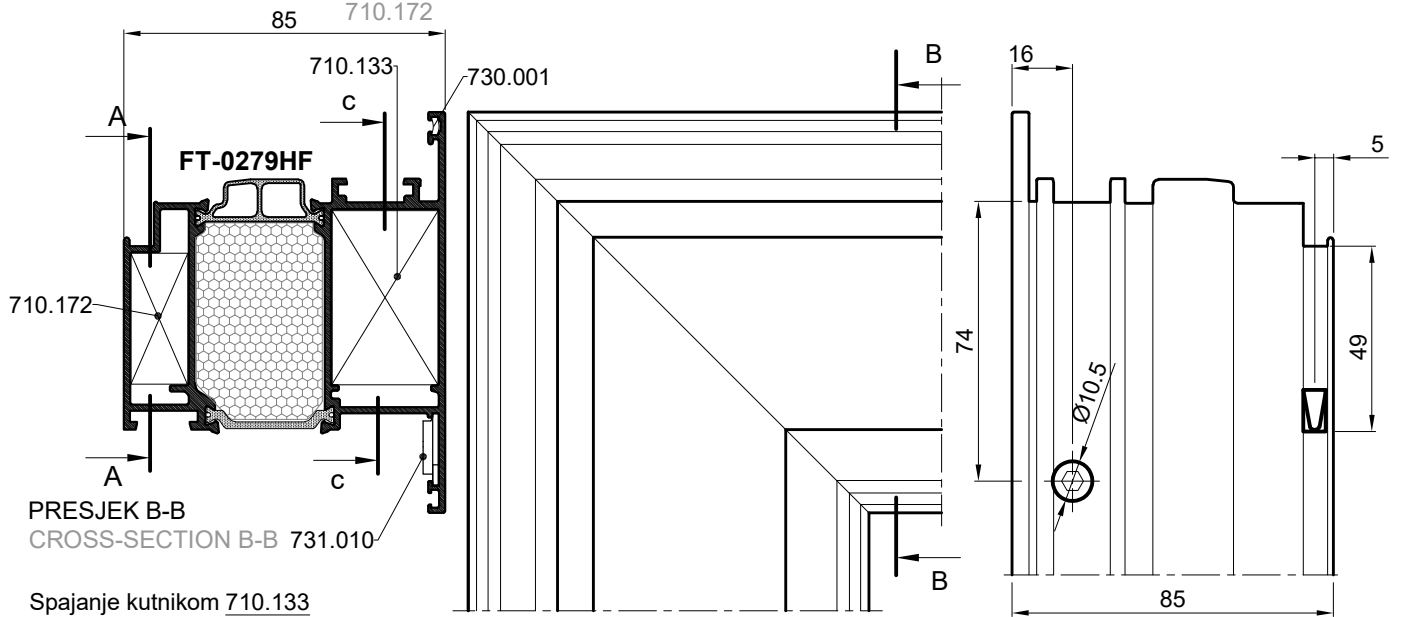


Spajanje kutnikom 725.104  
uprešavanjem stijenke  
profila u kutnu spojnicu  
Corn. brac. connection 725.104  
aluminium profile corner crimping



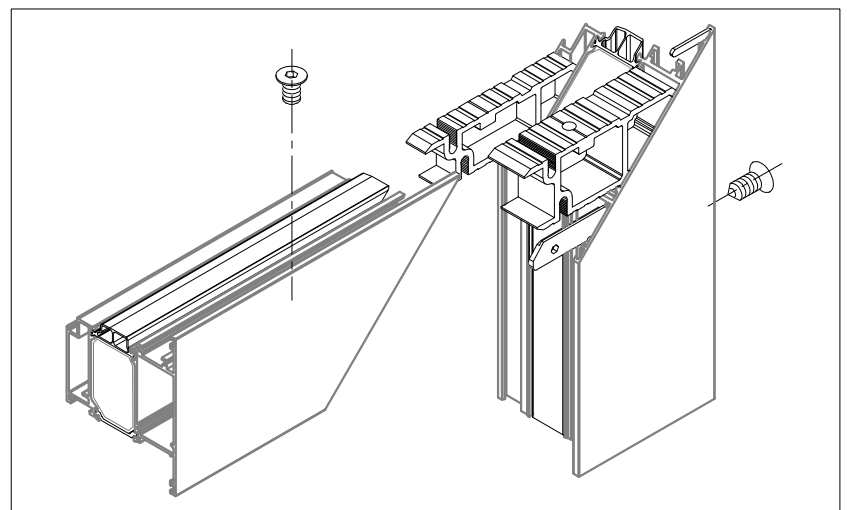
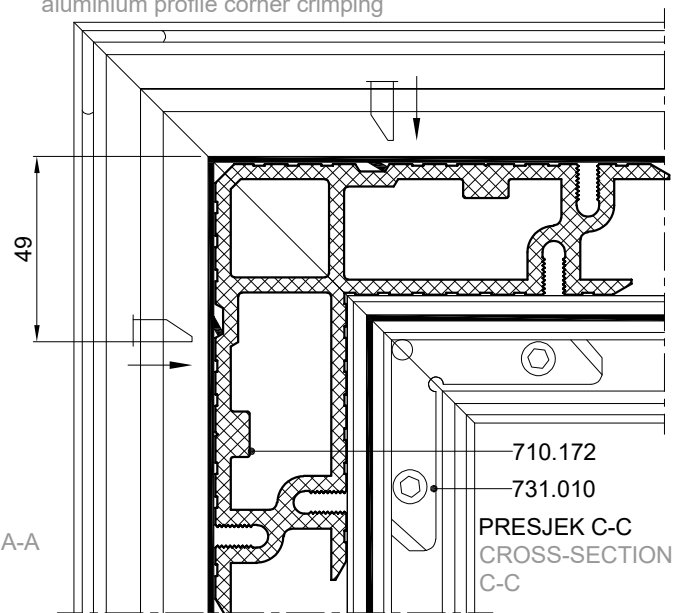
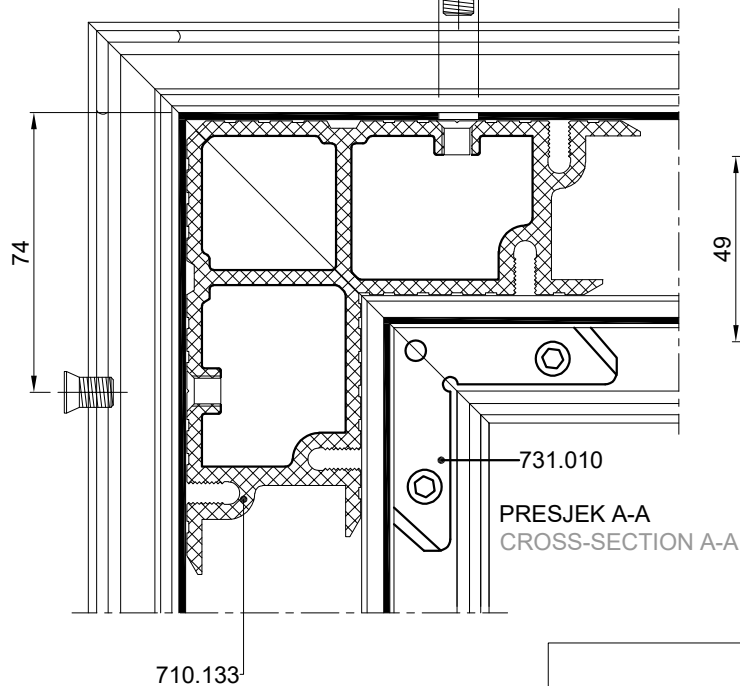
### SPAJANJE PROFILA FT-0279HF KUTNICIMA 710.133, 710.172

CONNECTION OF PROFILE FT-0279HF WITH CORNER BRACKETS 710.133, 710.172



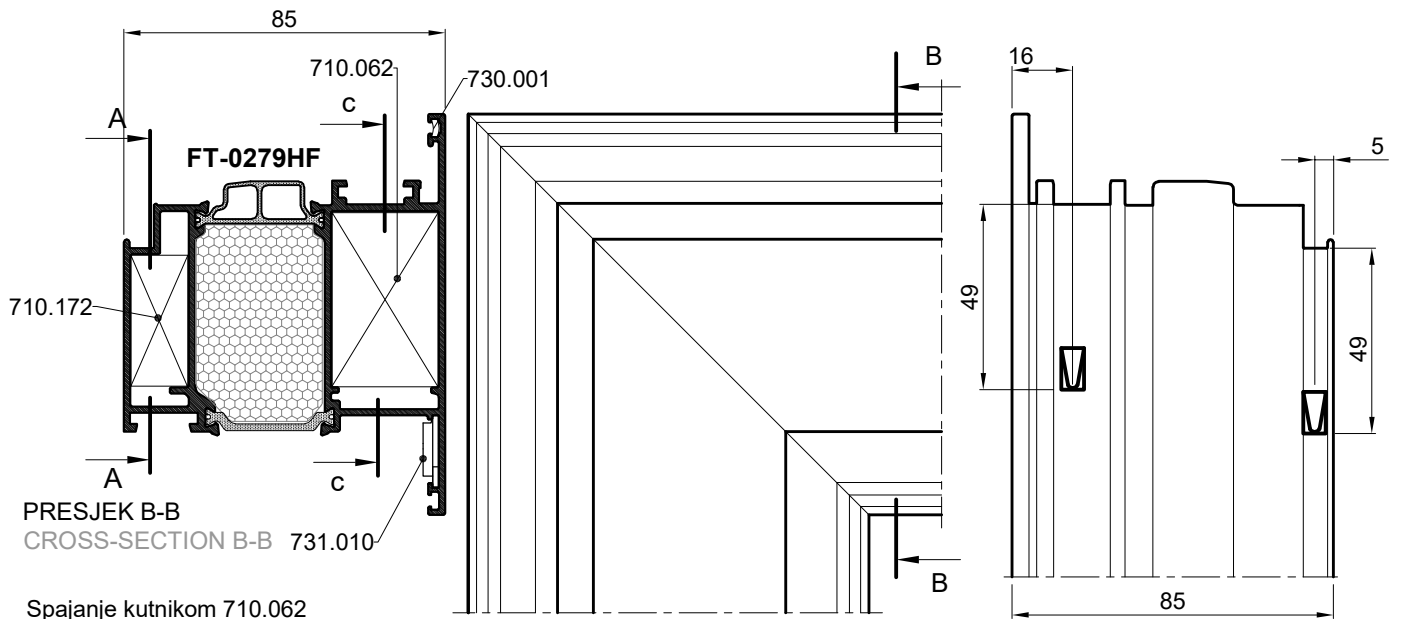
Spajanje kutnikom 710.133  
vijcima M8x13 -tip Feal -(štanca S1)  
Corner bracket connection 710.133  
screws M8x13 -type Feal -(punch S1)

Spajanje kutnikom 710.172  
uprešavanjem stijenke profila prema kutniku  
Corn. brac. connection 710.172  
aluminium profile corner crimping



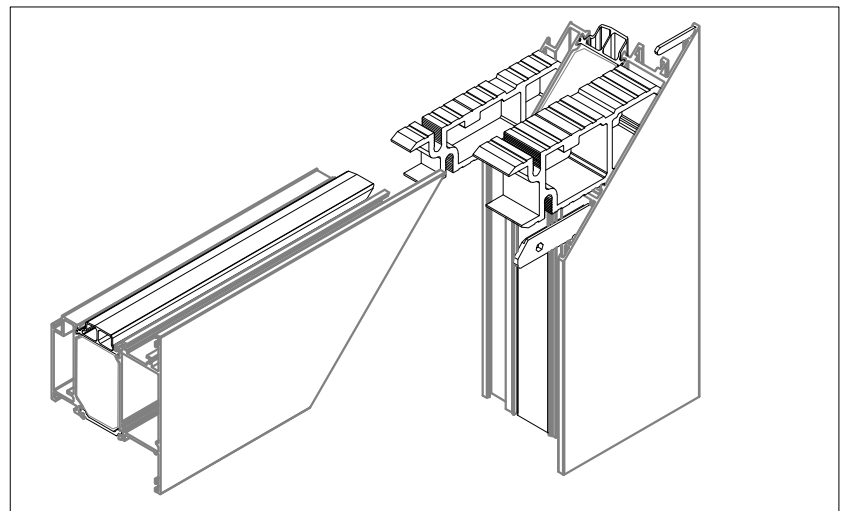
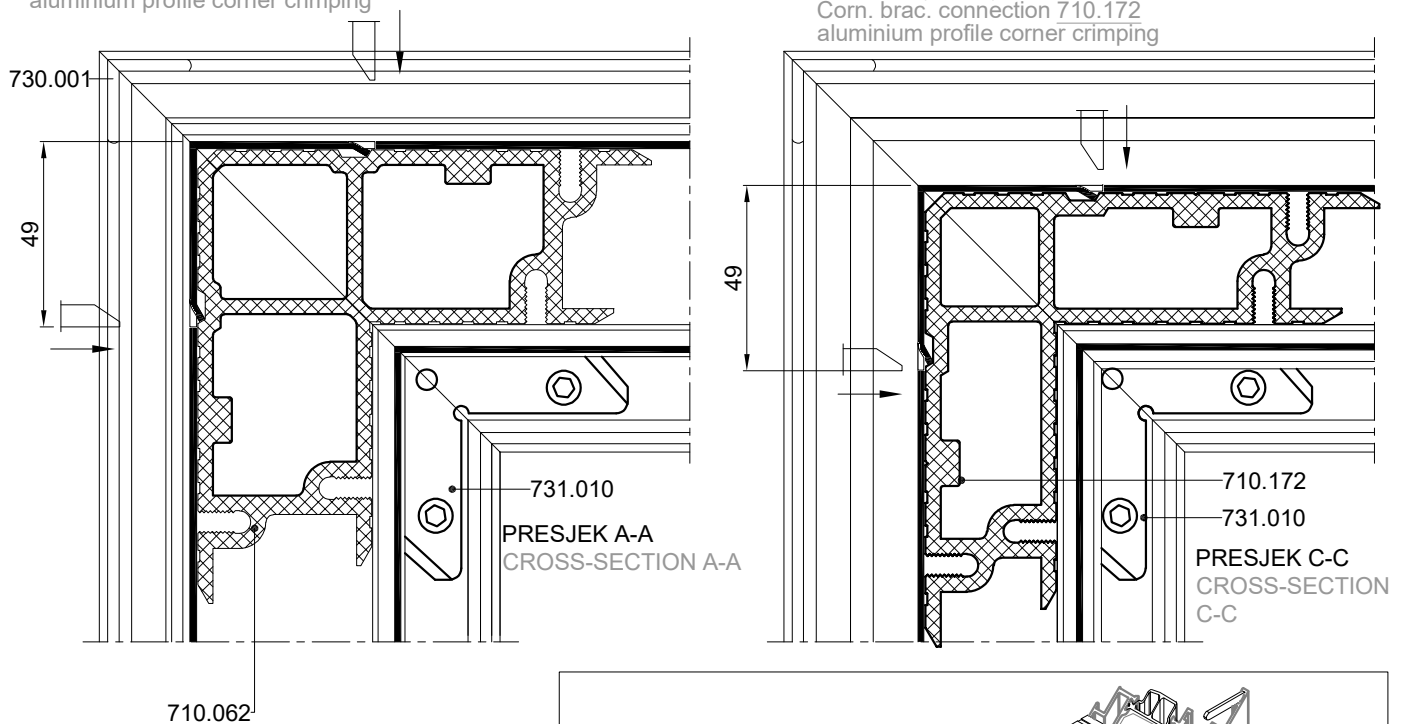
### SPAJANJE PROFILA **FT-0279HF** KUTNICIMA 710.062, 710.172

CONNECTION OF PROFILE **FT-0279HF** WITH CORNER BRACKETS 710.133, 710.172



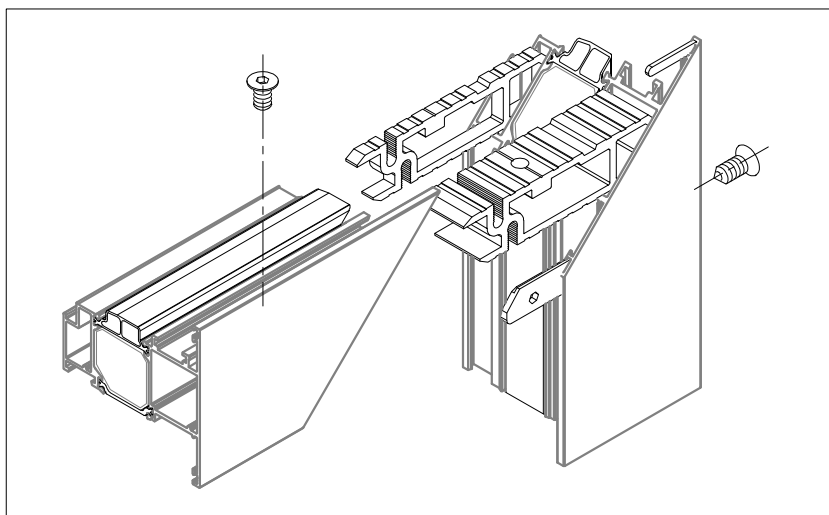
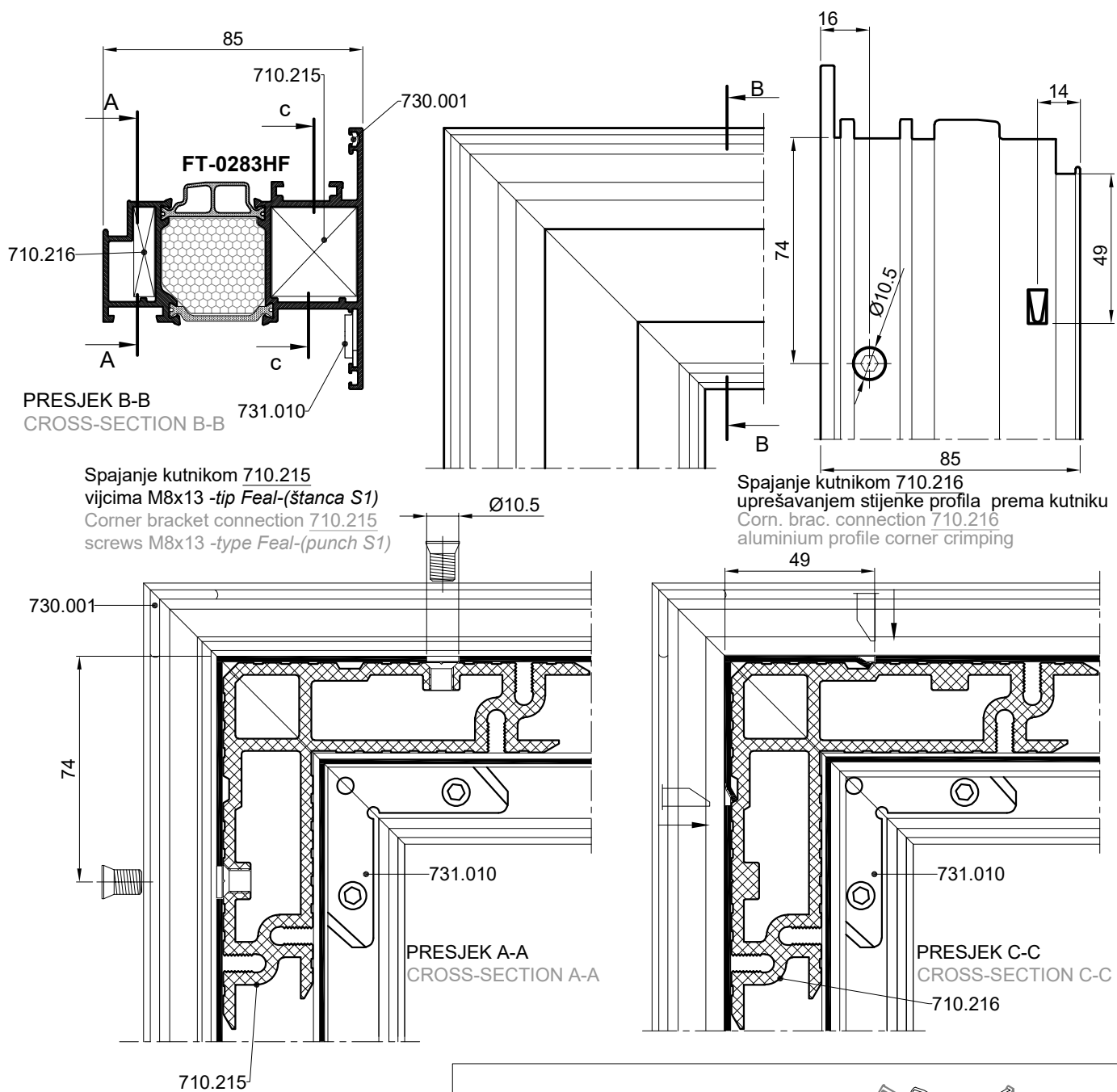
Spajanje kutnikom 710.062  
uprešavanjem stijenke profila prema kutniku  
Corn. brac. connection 710.133  
aluminium profile corner crimping

Spajanje kutnikom 710.172  
uprešavanjem stijenke profila prema kutniku  
Corn. brac. connection 710.172  
aluminium profile corner crimping



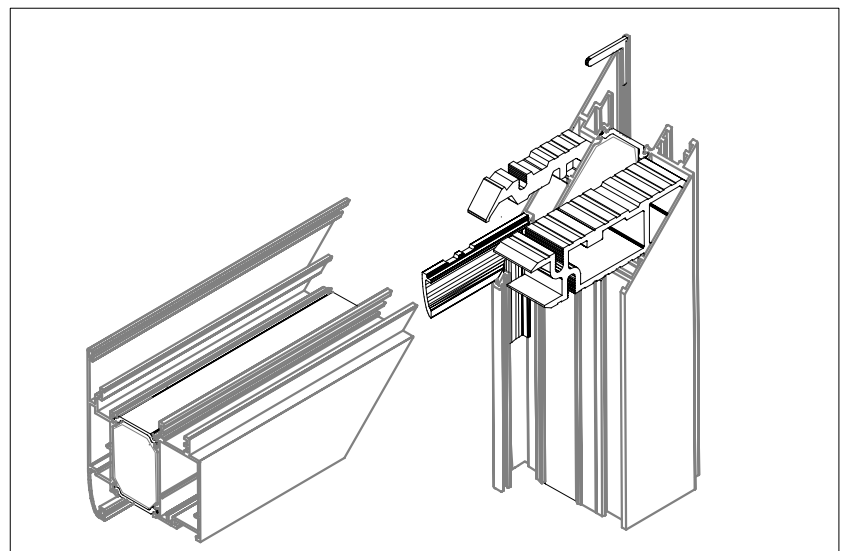
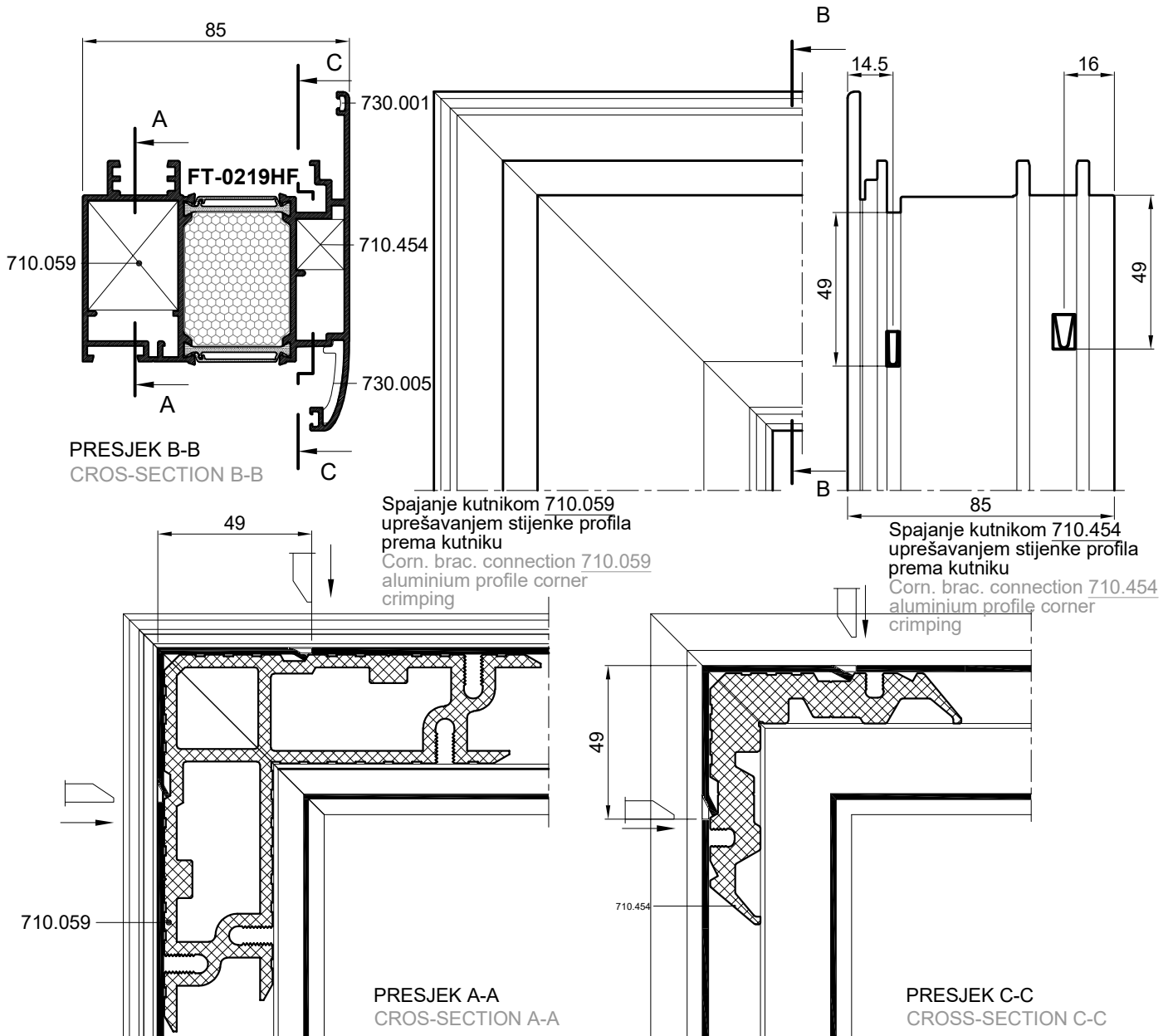
### SPAJANJE PROFILA FT-0283HF KUTNICIMA 710.215, 710.216

### CONNECTION OF PROFILE FT-0283HF WITH CORNER BRACKETS 710.215, 710.216



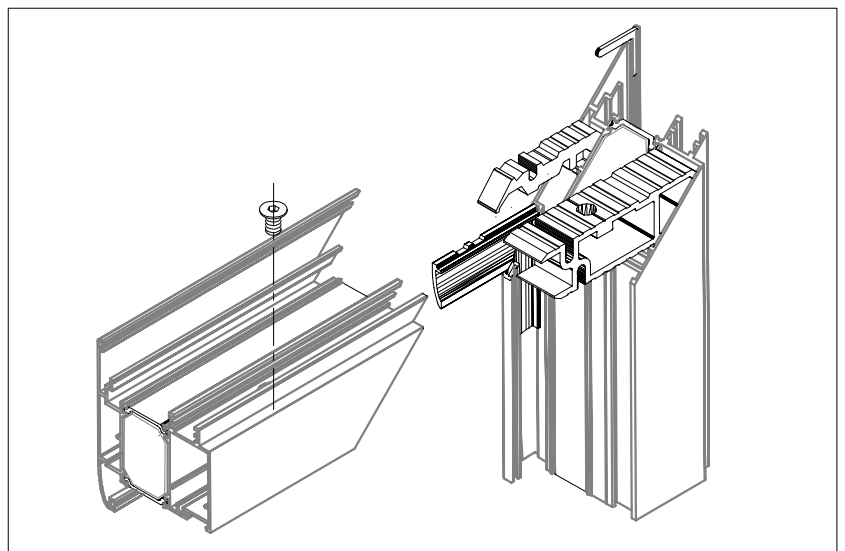
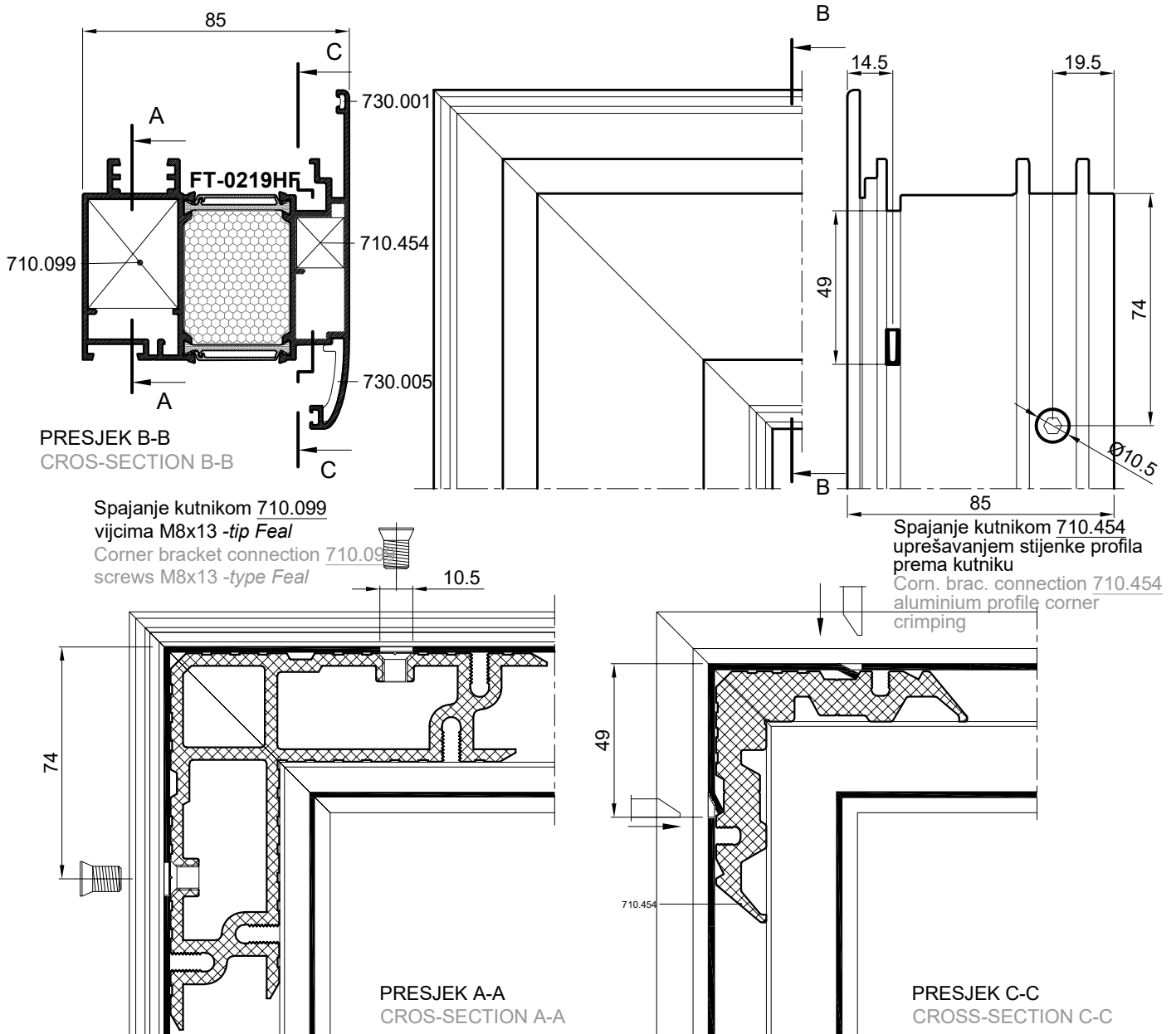
### SPAJANJE PROFILA FT-0219HF KUTNICIMA; 710.059, 710.454

### CONNECTION OF PROFILE FT-0219HF WITH CORNER BRACKETS; 710.059, 710.454



### SPAJANJE PROFILA FT-0219HF KUTNICIMA; 710.099, 710.454

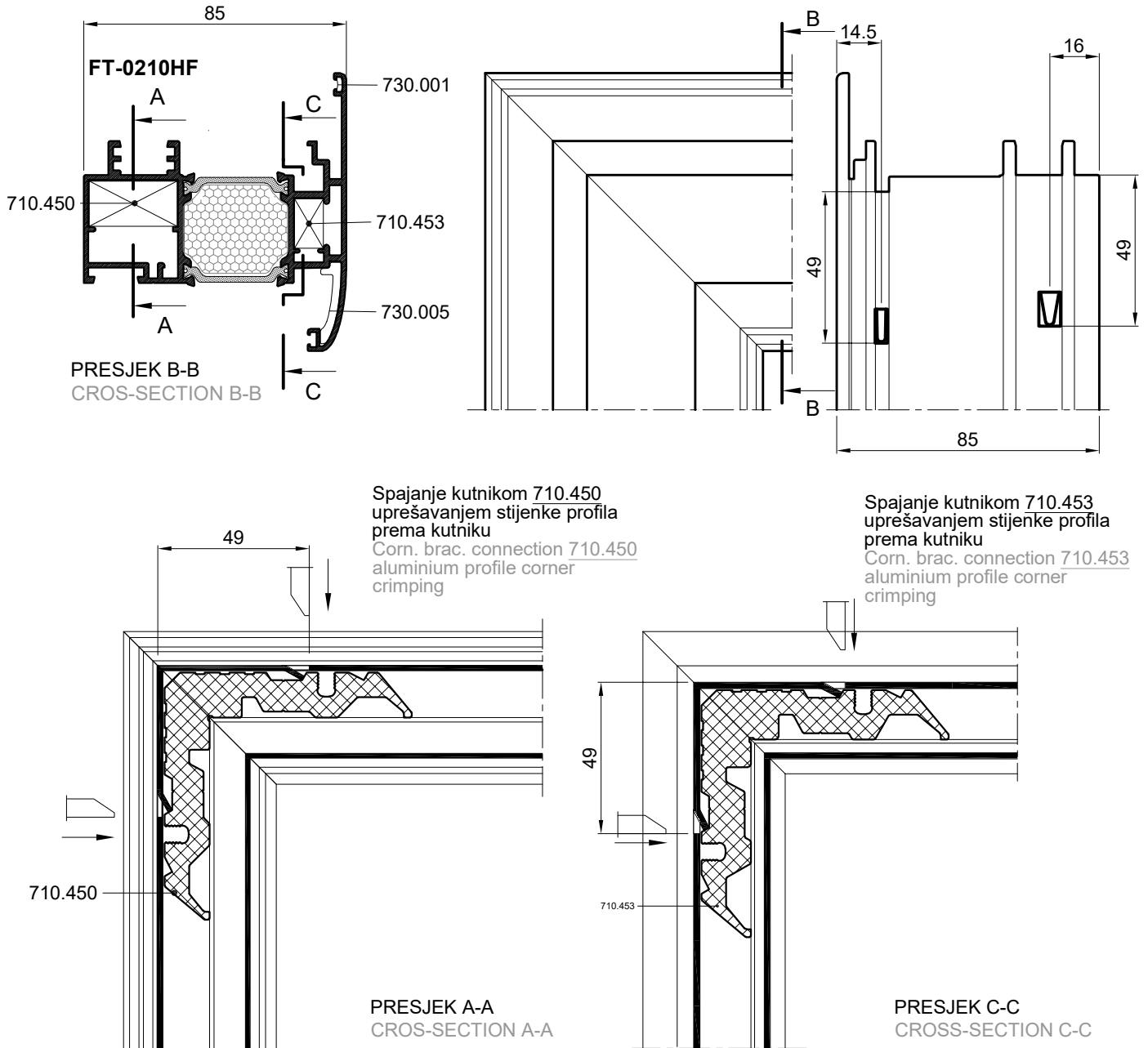
### CONNECTION OF PROFILE FT-0219HF WITH CORNER BRACKETS; 710.099, 710.454



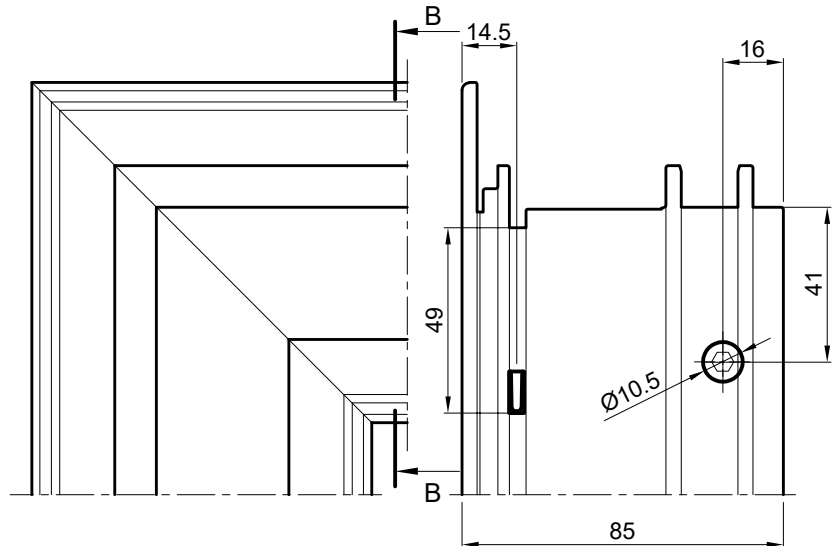
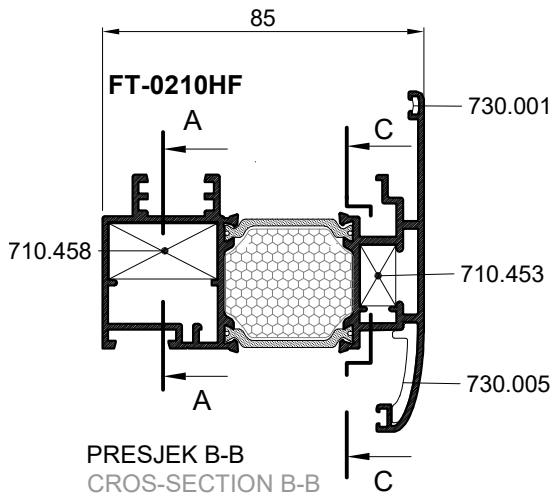


### SPAJANJE PROFILA FT-0210HF KUTNICIMA; 710.450, 710.453

### CONNECTION OF PROFILE FT-0210HF WITH CORNER BRACKETS; 710.059, 710.454

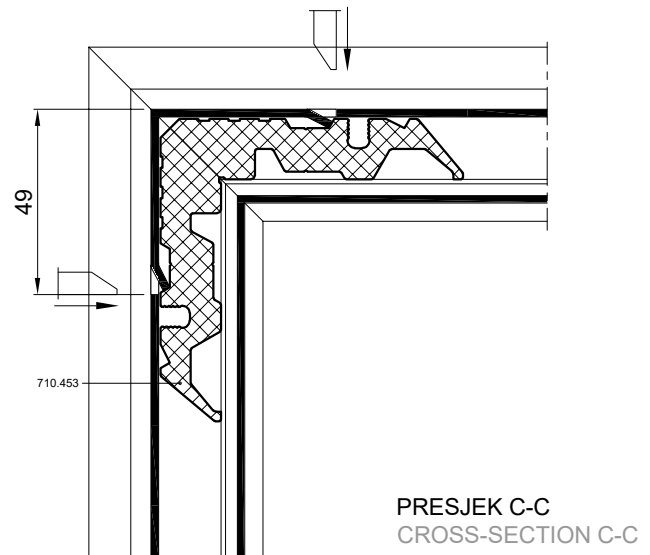
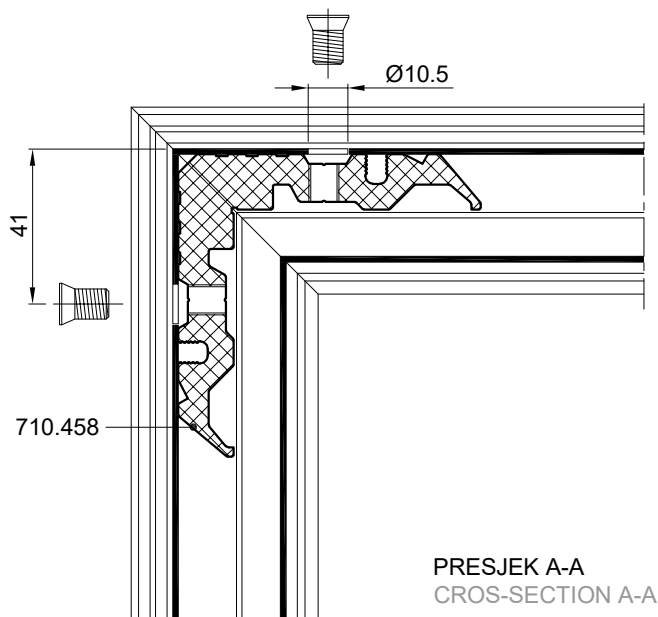


SPAJANJE PROFILA FT-0210HF KUTNICIMA; 710.458, 710.453  
CONNECTION OF PROFILE FT-0210HF WITH CORNER BRACKETS; 710.059, 710.454



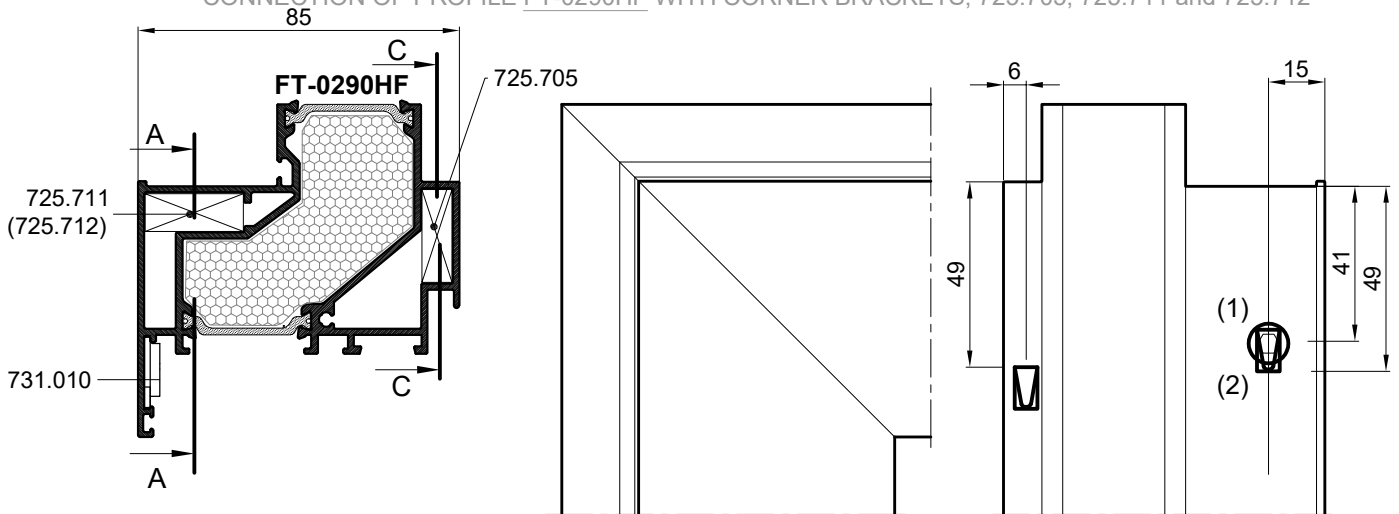
Spajanje kutnikom 710.458  
vijkima M8x13 -tip Feal-(štanca S1)  
Corner bracket connection 710.458  
screws M8x13 -type Feal-(punch S1)

Spajanje kutnikom 710.453  
uprešavanjem stijenke profila  
prema kutniku  
Corn. brac. connection 710.453  
aluminium profile corner  
crimping

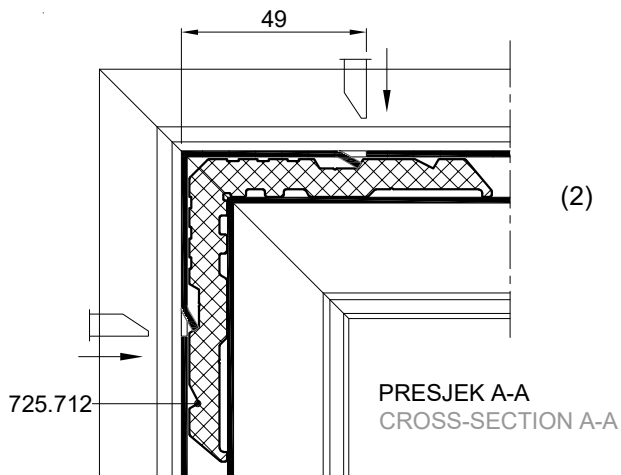


### SPAJANJE PROFILA FT-0290HF KUTNICIMA; 725.705, 725.711 i 725.712

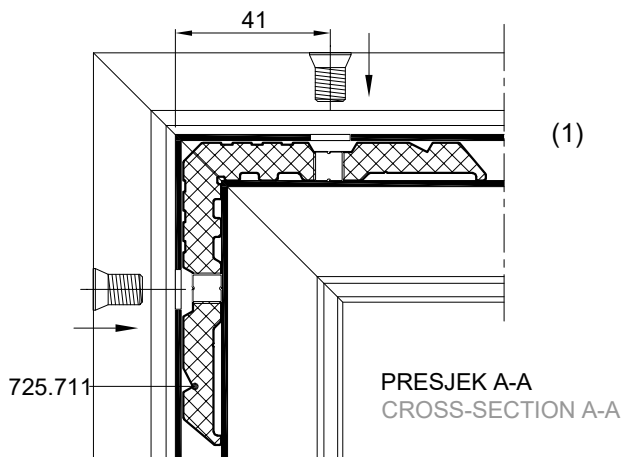
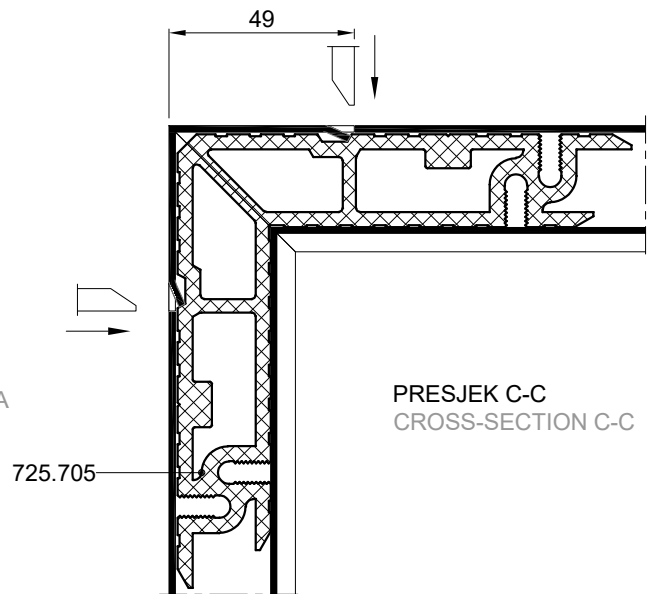
CONNECTION OF PROFILE FT-0290HF WITH CORNER BRACKETS; 725.705, 725.711 and 725.712



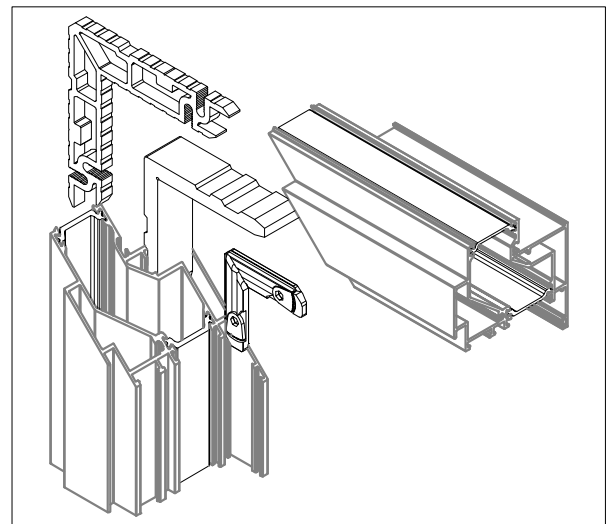
Spajanje kutnikom 725.712  
uprešavanjem stijenke profila prema kutniku  
Corn. brac. connection 725.712  
aluminium profile corner crimping



Spajanje kutnikom 725.705  
uprešavanjem stijenke profila prema kutniku  
Corn. brac. connection 725.705  
aluminium profile corner crimping



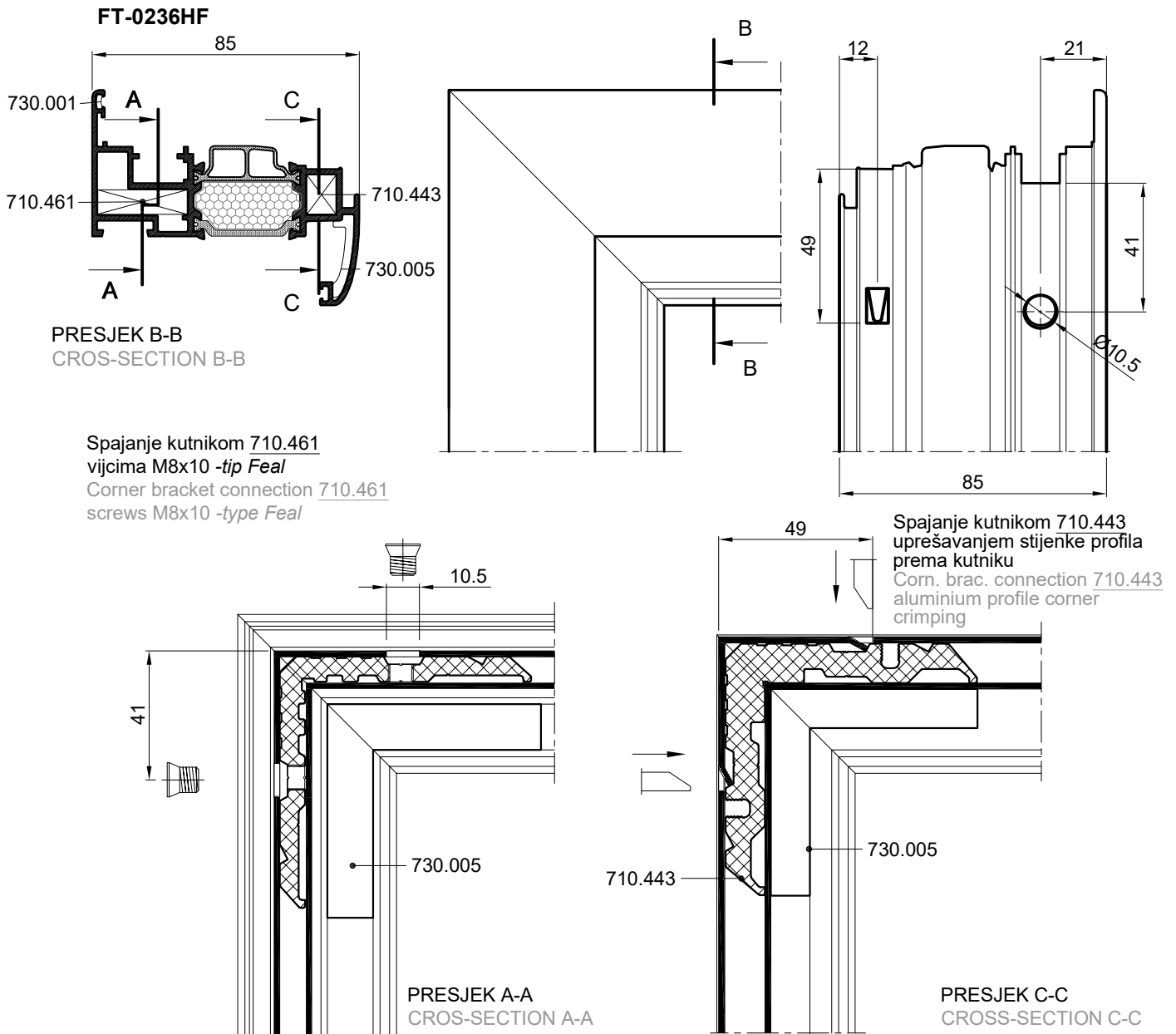
Spajanje kutnikom 725.711  
vijcima M8x13(431.266)-tip Feal  
Corner bracket connection 725.711  
screws M8x13(431.266) -type Feal





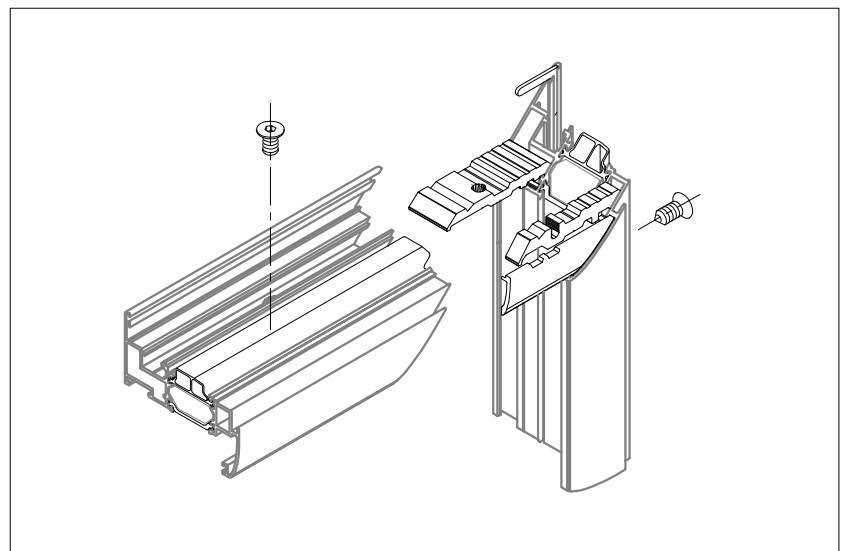
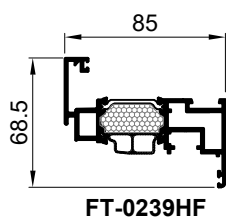
SPAJANJE PROFILA FT-0236HF KUTNICIMA; 710.461, 710.443

CONNECTION OF PROFILE FT-0236HF WITH CORNER BRACKETS; 710.461, 710.443



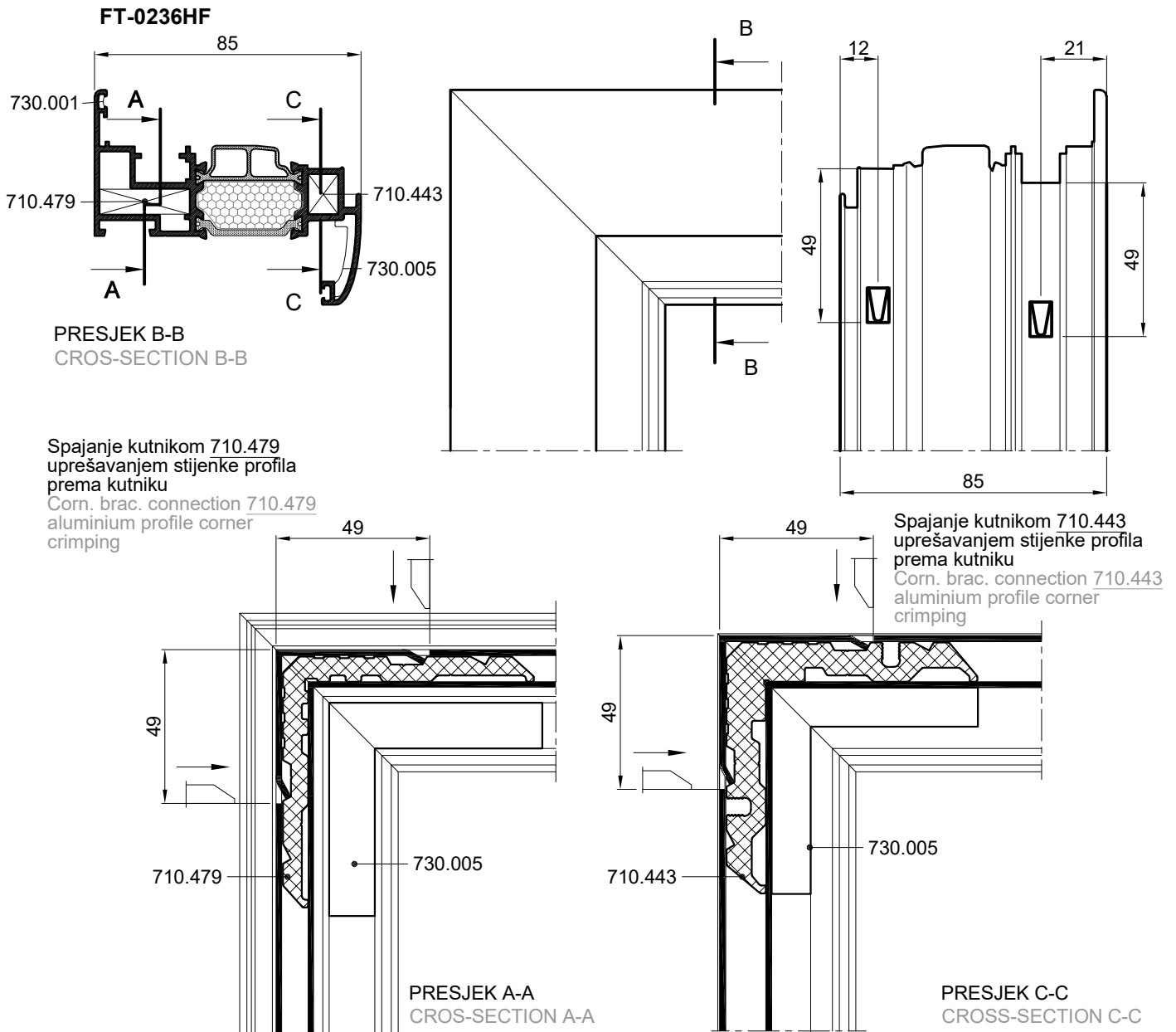
OVAJ RASPORED I NAČIN SPAJANJA  
KUTNICIMA PRIMJENJIV JE I NA PROFILE  
**FT-0239H**

THIS ARRANGEMENT AND BIDDING METHOD  
WITH CORNER BRACKETS IS ALSO  
APPLICABLE FOR PROFILE **FT-0239H**



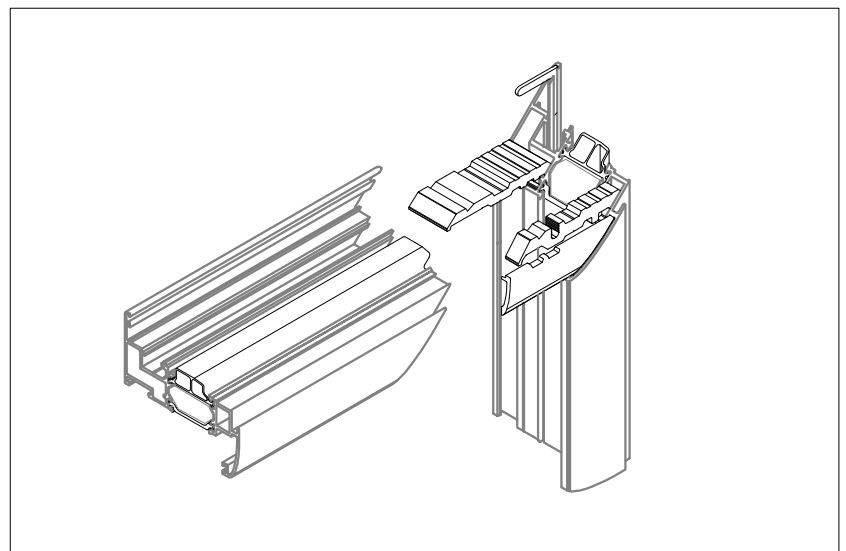
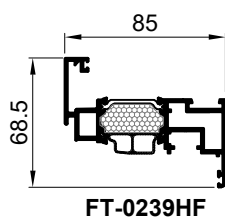
### SPAJANJE PROFILA FT-0236HF KUTNICIMA; 710. 479, 710.443

### CONNECTION OF PROFILE FT-0236HF WITH CORNER BRACKETS; 710.479, 710.443



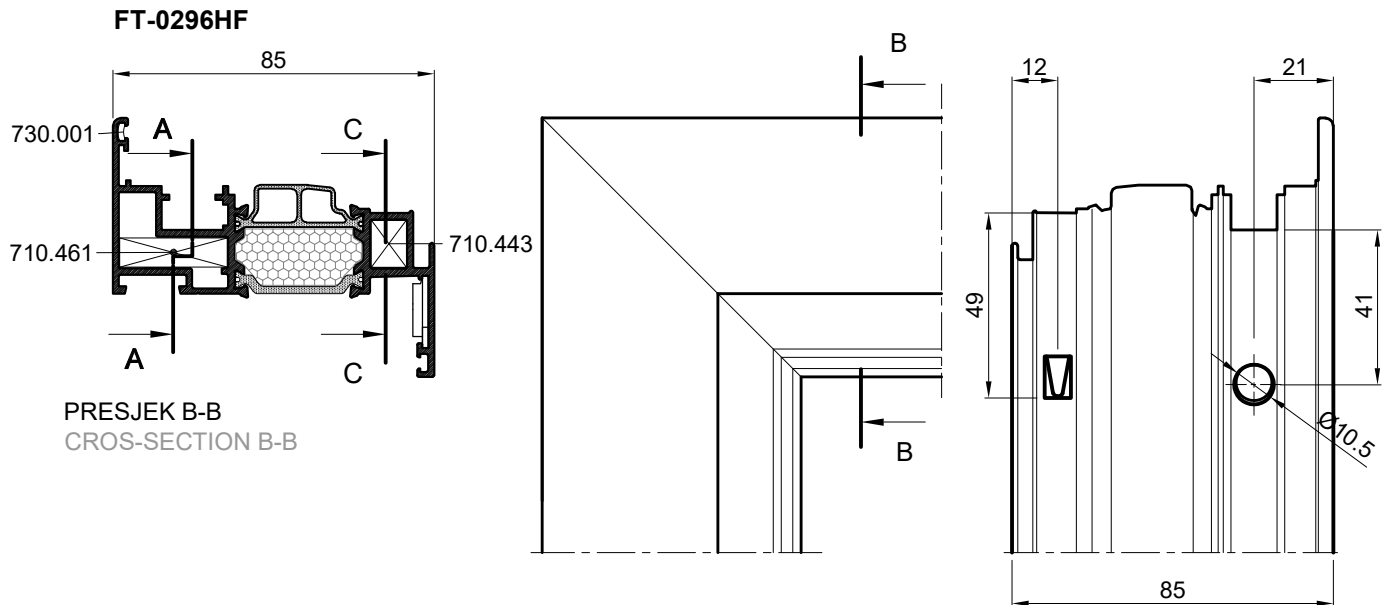
OVAJ RASPORED I NAČIN SPAJANJA  
KUTNICIMA PRIMJENJIV JE I NA PROFILE  
**FT-0239H**

THIS ARRANGEMENT AND BIDDING METHOD  
WITH CORNER BRACKETS IS ALSO  
APPLICABLE FOR PROFILE **FT-0239H**



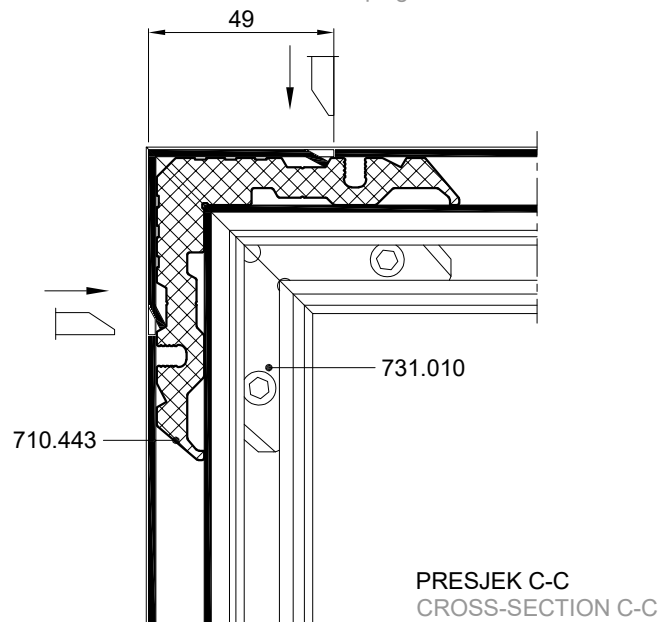
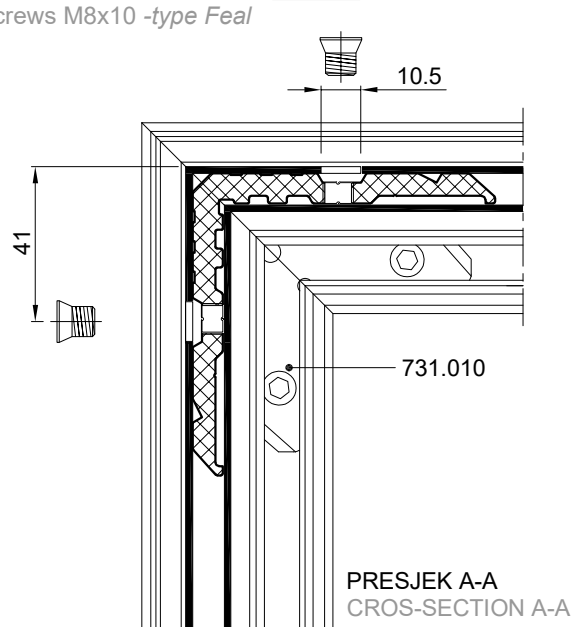
### SPAJANJE PROFILA FT-0296HF KUTNICIMA; 710.461, 710.443

CONNECTION OF PROFILE FT-0296HF WITH CORNER BRACKETS; 710.461, 710.443



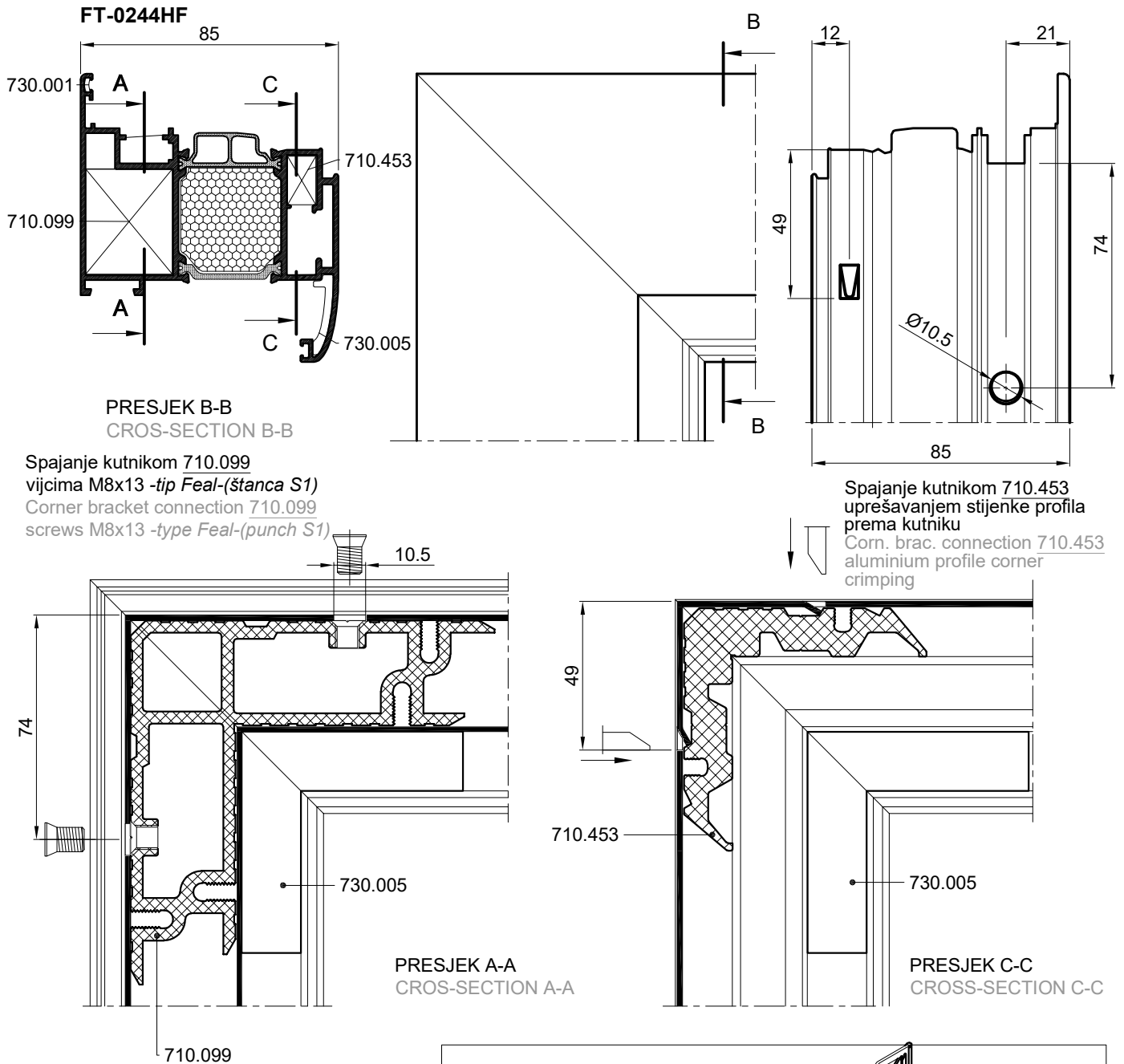
Spajanje kutnikom 710.461  
vjcima M8x10 -tip Feal  
Corner bracket connection 710.461  
screws M8x10 -type Feal

Spajanje kutnikom 710.443  
uprešavanjem stijenke profila  
prema kutniku  
Corn. brac. connection 710.443  
aluminium profile corner  
crimping



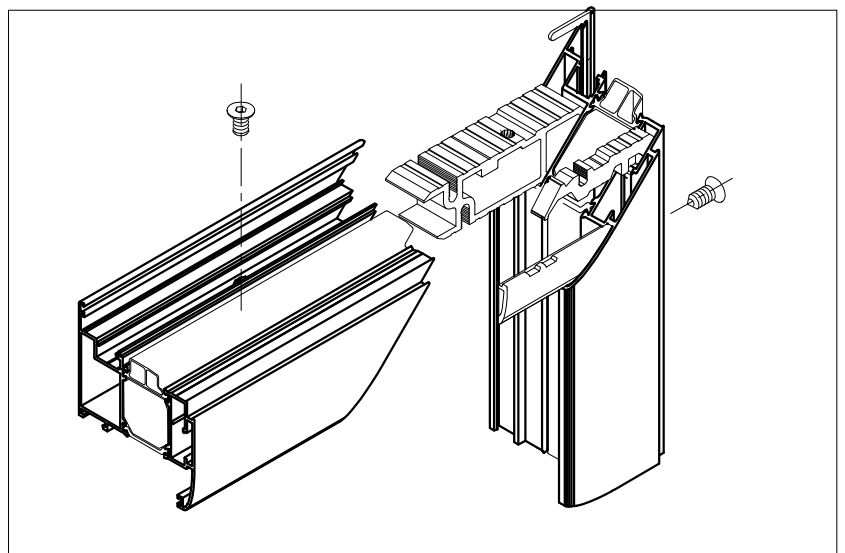
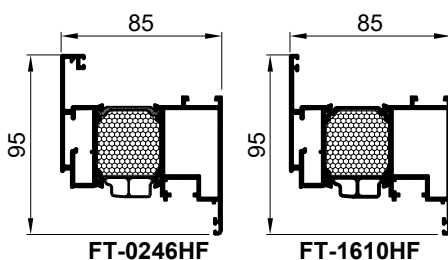
### SPAJANJE PROFILA FT-0244HF KUTNICIMA; 710.099, 710.453

CONNECTION OF PROFILE FT-0244HF WITH CORNER BRACKETS; 710.099, 710.453



OVAJ RASPORED I NAČIN SPAJANJA  
KUTNICIMA PRIMJENJIV JE I NA PROFILE  
FT-0246H

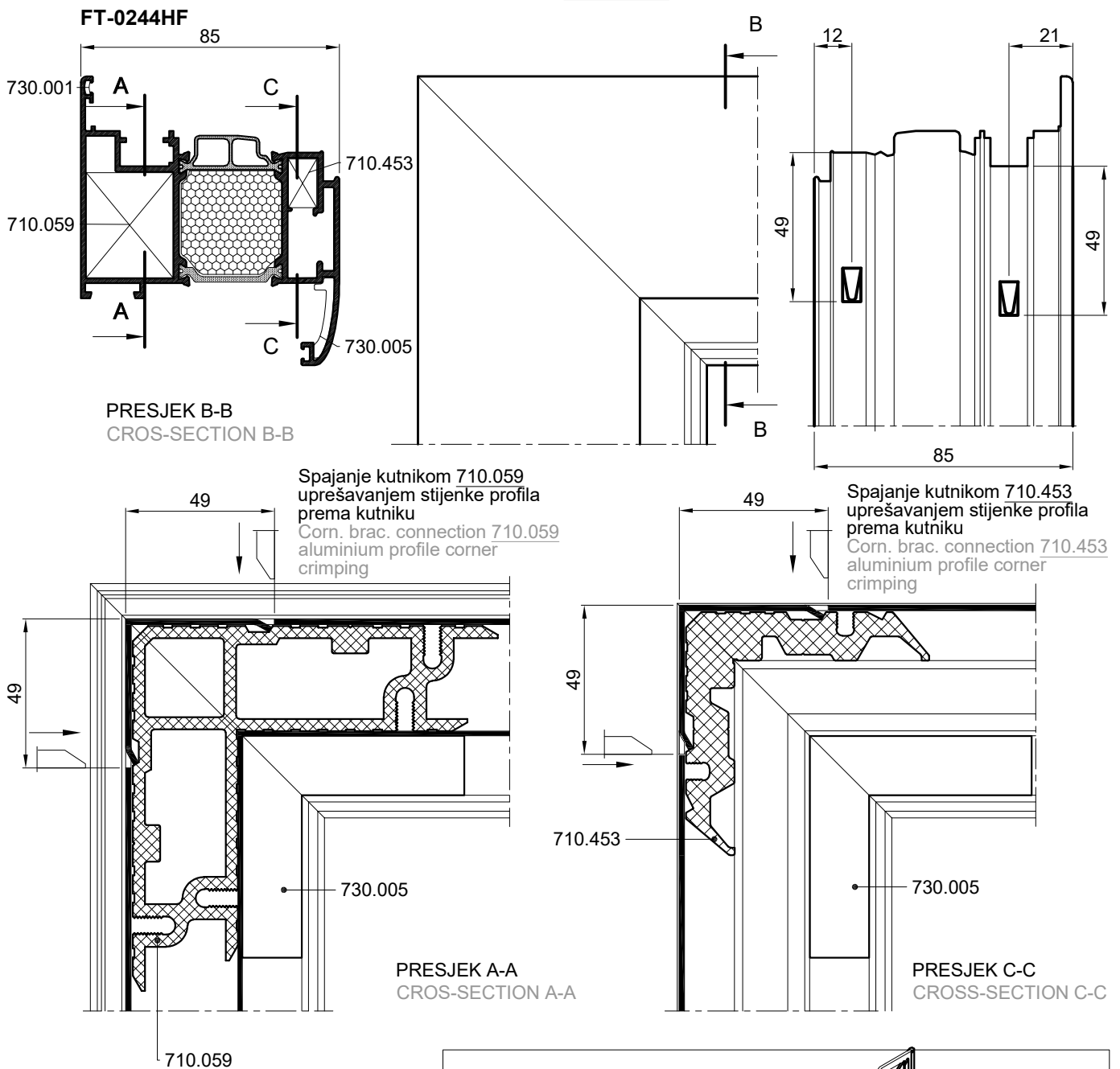
THIS ARRANGEMENT AND BIDDING METHOD  
WITH CORNER BRACKETS IS ALSO  
APPLICABLE FOR PROFILE FT-0246H





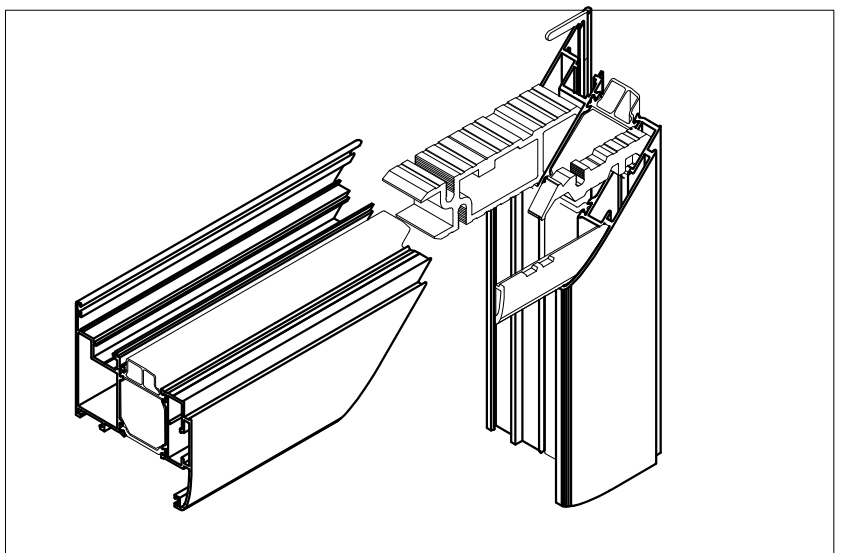
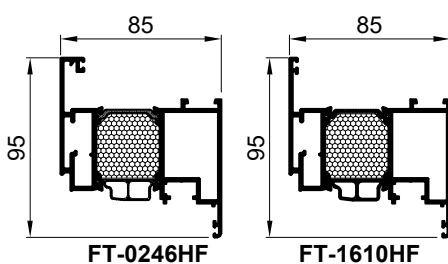
### SPAJANJE PROFILA FT-0244HF KUTNICIMA; 710.059, 710.453

CONNECTION OF PROFILE FT-0244HF WITH CORNER BRACKETS; 710.059, 710.453



OVAJ RASPORED I NAČIN SPAJANJA KUTNICIMA PRIMJENJIV JE I NA PROFILE FT-0246H

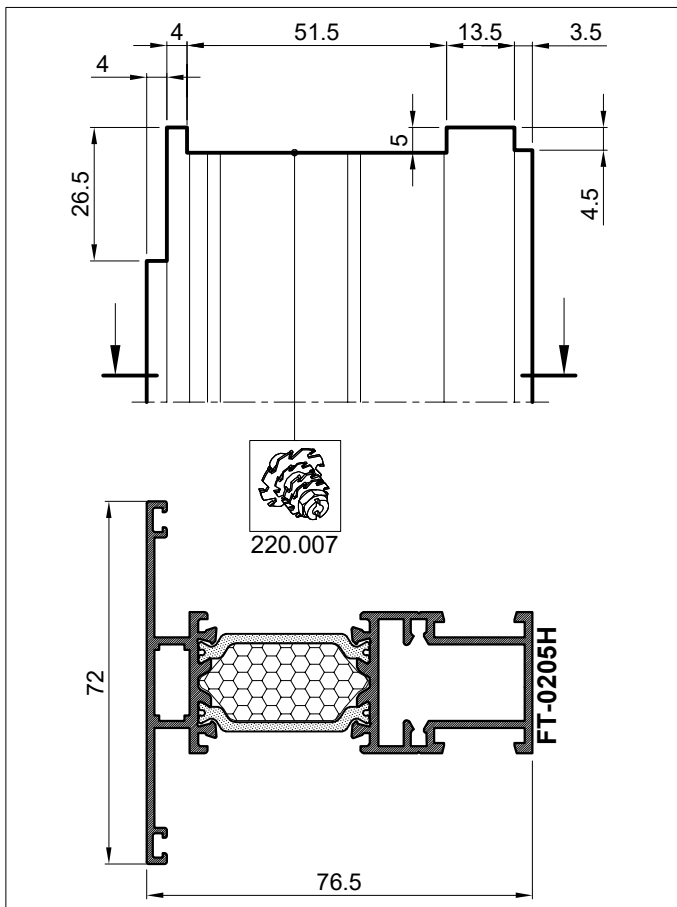
THIS ARRANGEMENT AND BIDDING METHOD WITH CORNER BRACKETS IS ALSO APPLICABLE FOR PROFILE FT-0246H



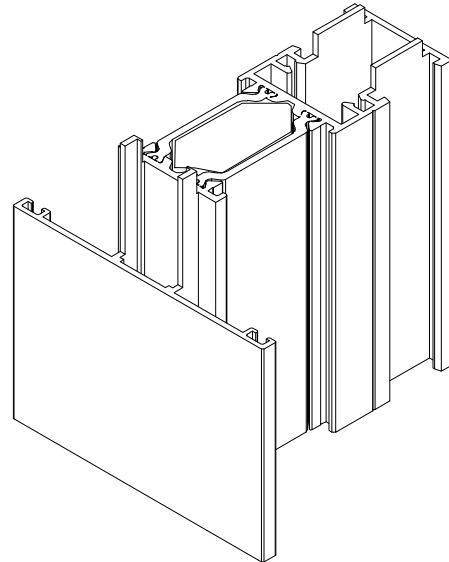


OBRADA PROFILA PREČKE (FT-0205HF, FT-0206HF, FT-0207HF, FT-0208HF, FT-0243HF, FT-0264HF, FT-0265HF, FT-0228HF) PREMA PROFILIMA KRILA, RAMA I PREČKE.

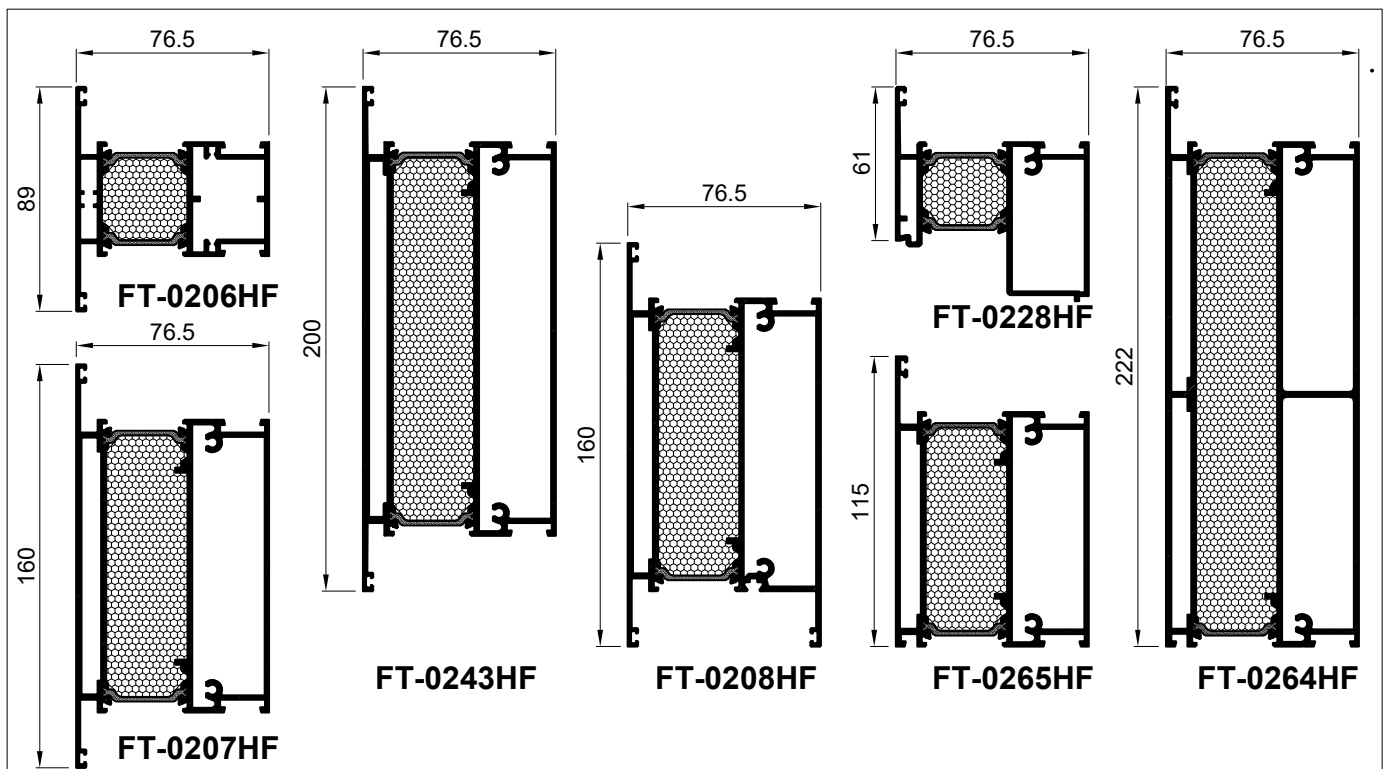
PROCESSING PROFILES MULLION (FT-0205HF, FT-0206HF, FT-0207HF, FT-0208HF, FT-0243HF, FT-0264HF, FT-0265HF, FT-0228HF) TOWARDS PROFILES OF SASH, FRAME AND MULLION.



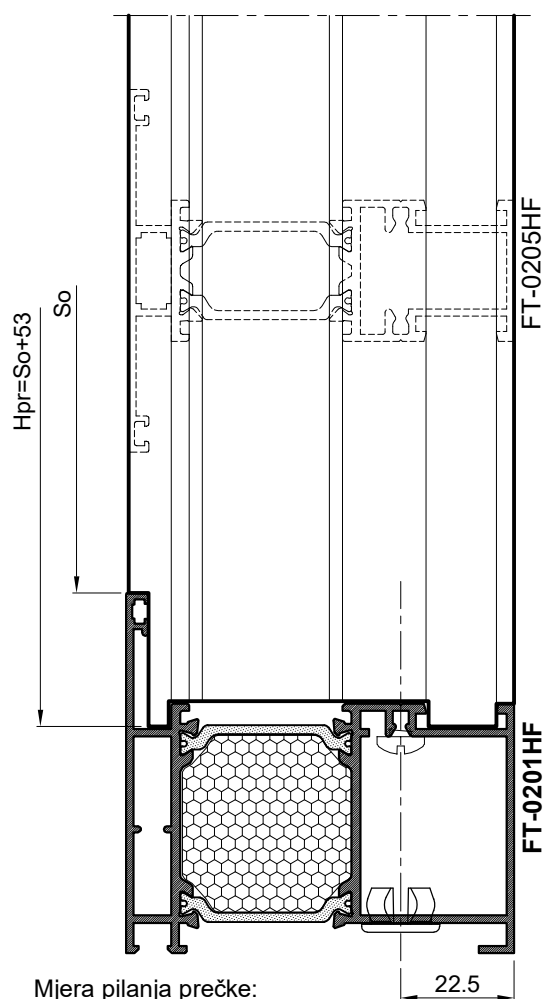
OBRADU RADITI SNOPOM GLODALA 220.007  
OBRADU RADITI SNOPOM GLODALA 220.007



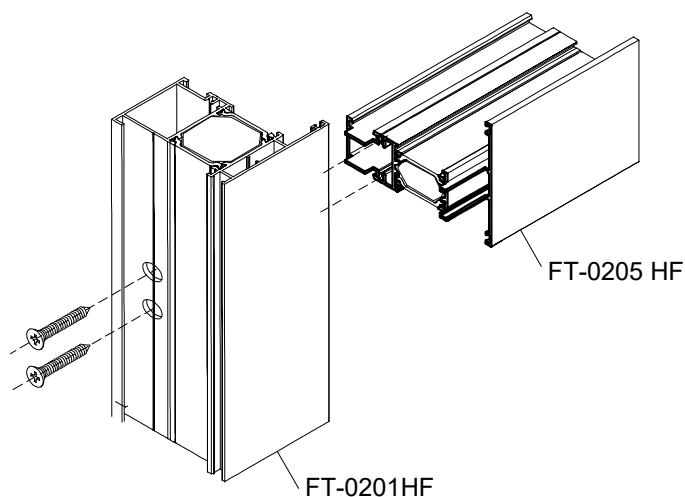
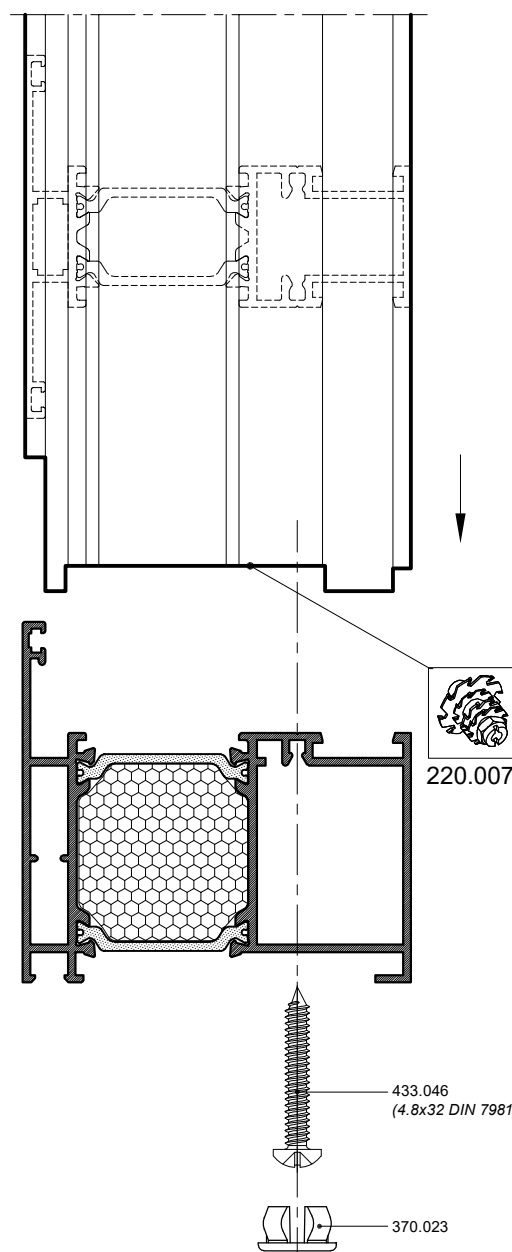
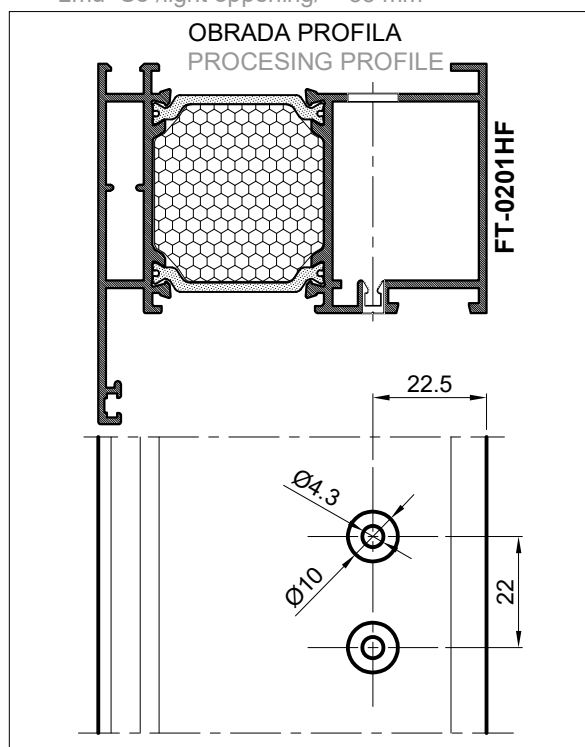
OBRADA PROFILA JE ISTA I ZA PROFILE:  
PROFILE PROCESSING IS THE SAME FOR PROFILES:



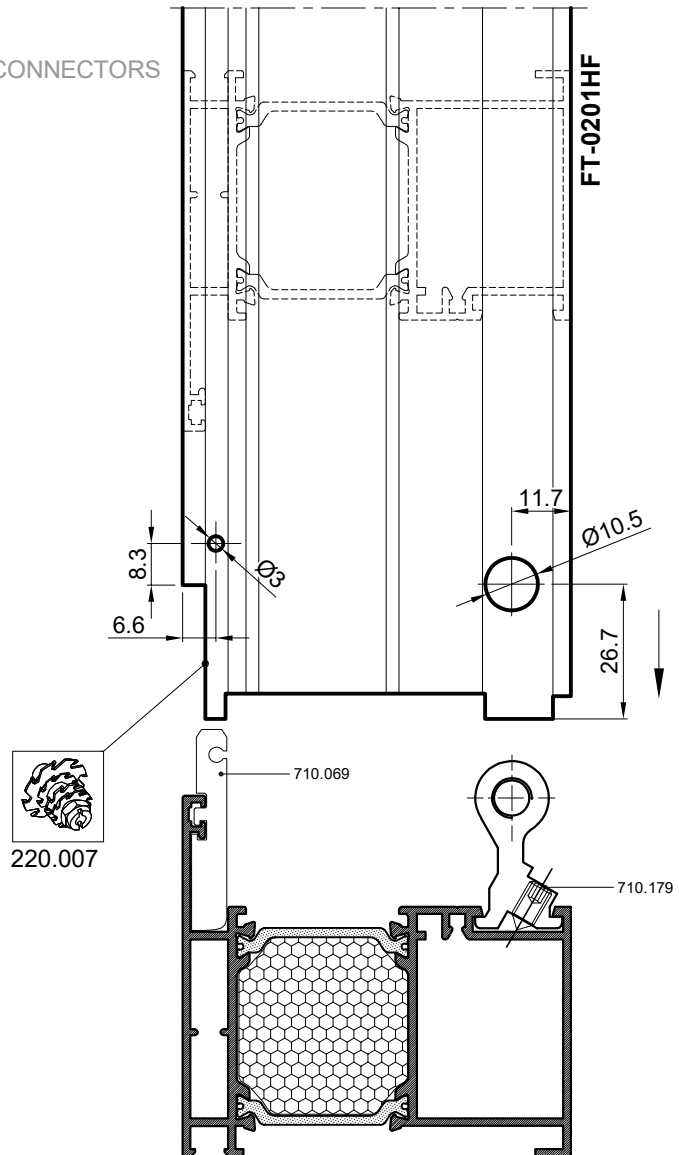
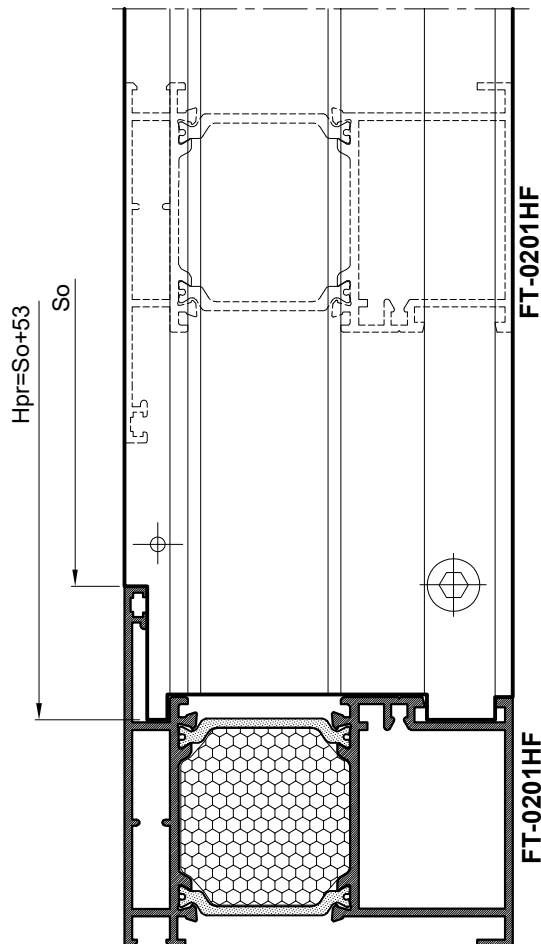
SPAJANJE PROFILA PREČKE I RAMA VIJCIMA  
CONNECTION OF MULLION PROFILE WITH SCREWS



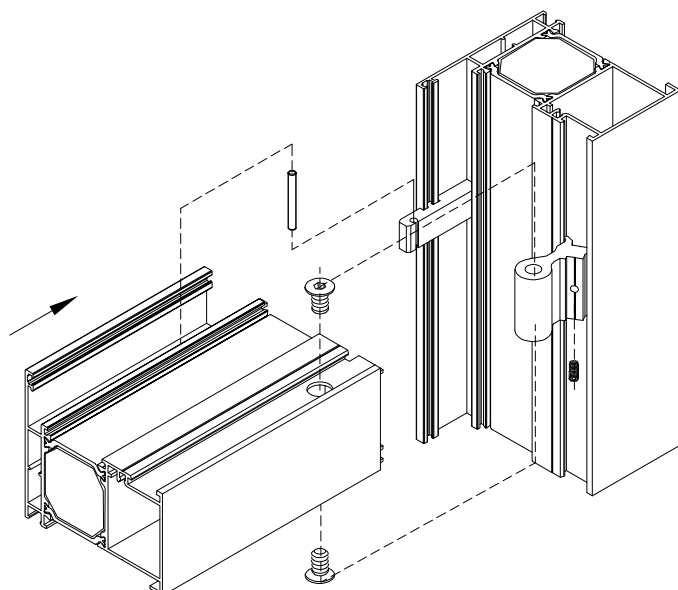
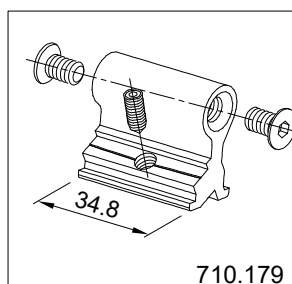
Mjera pilanja prečke:  
Lpr=So /svijetli otvor/ + 53 mm  
Cutting lenght of mullion:  
Lmu=So /light oppening/ + 53 mm



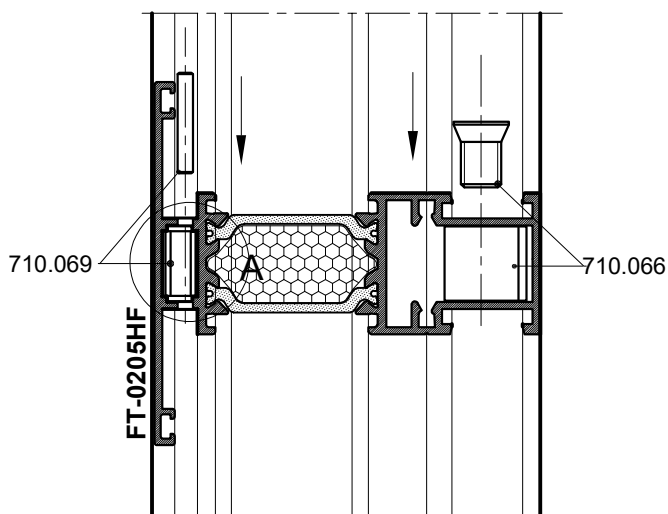
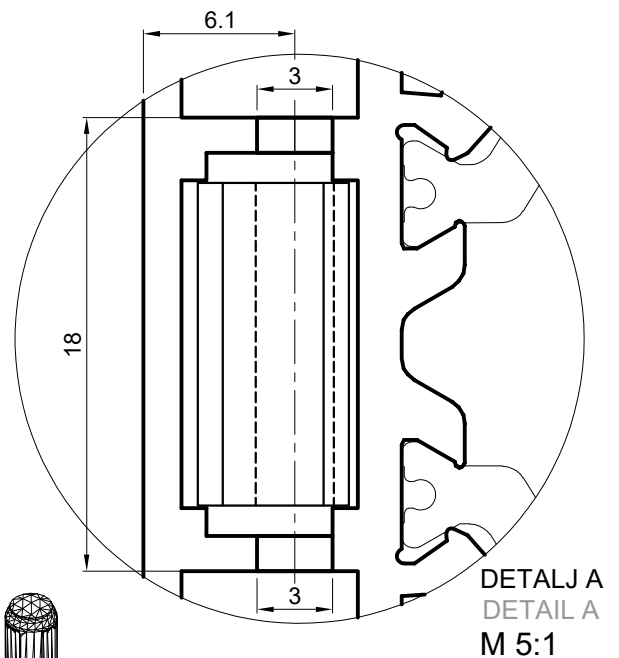
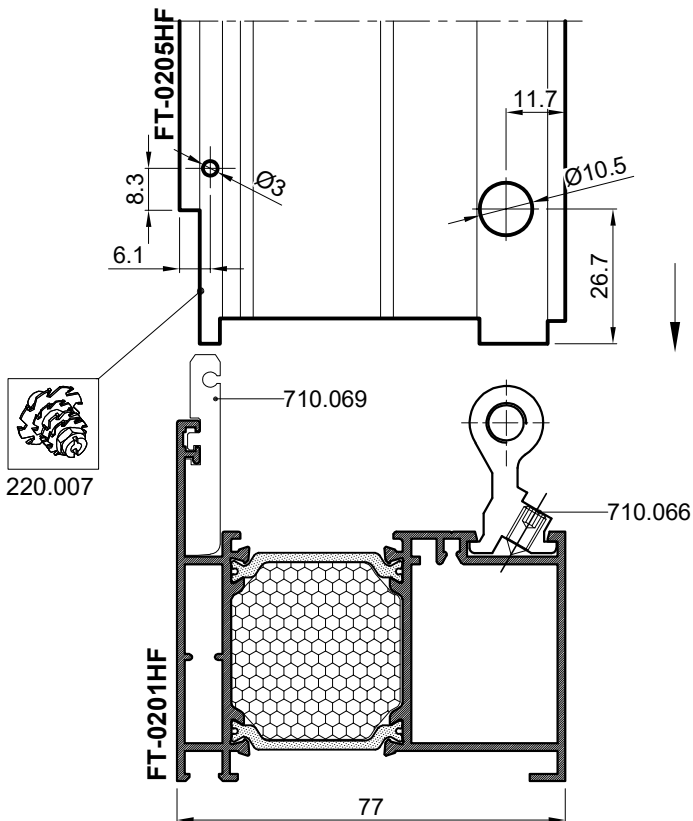
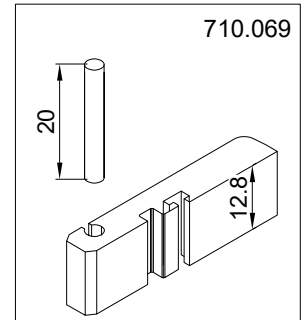
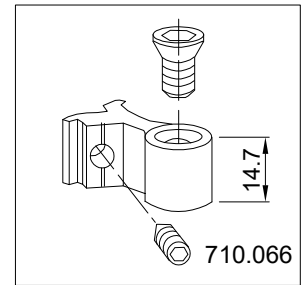
SPAJANJE PROFILA RAMA FT-0201HF VEZNICIMA  
CONNECTION OF FRAME PROFILE FT-0201HF WITH CONNECTORS



Mjera pilanja profil FT-0201H:  
Lpr=So /svijetli otvor/ + 53 mm  
Cutting lenght of profile FT-0201H:  
Lmu=So /light opening/ + 53 mm

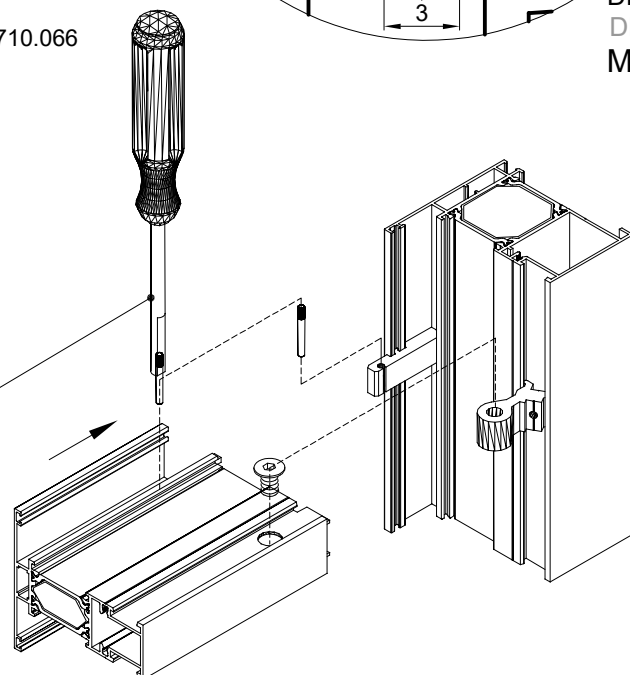


### SPAJANJE PROFILA FT-0205HF I FT-0201HF VEZNICIMA CONNECTION PROFILE FT-0205HF AND FT-0201HF WITH CONNECTORS

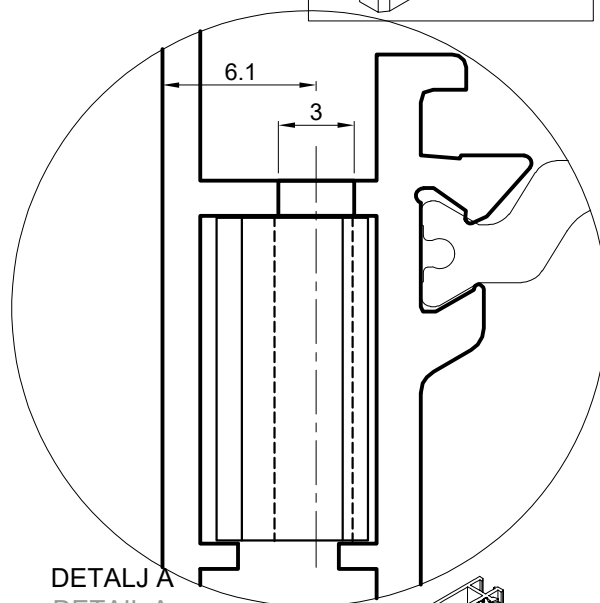
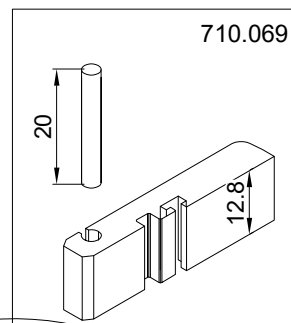
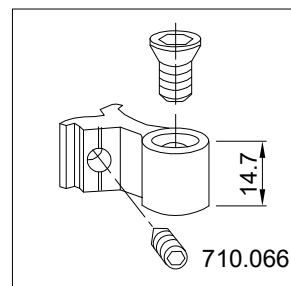
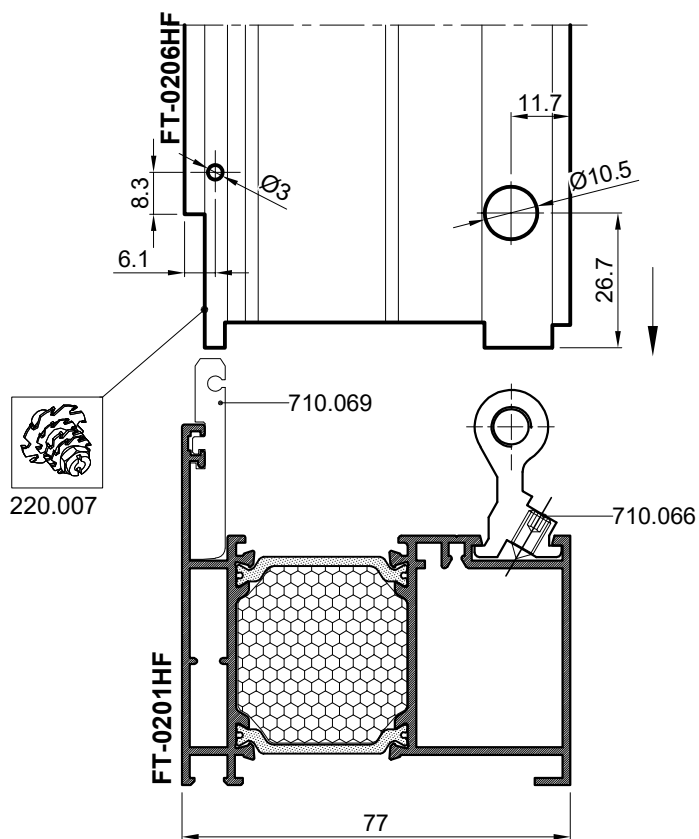


141.008  
pomoćni alat za ugradnju  
auxiliary tool for montage

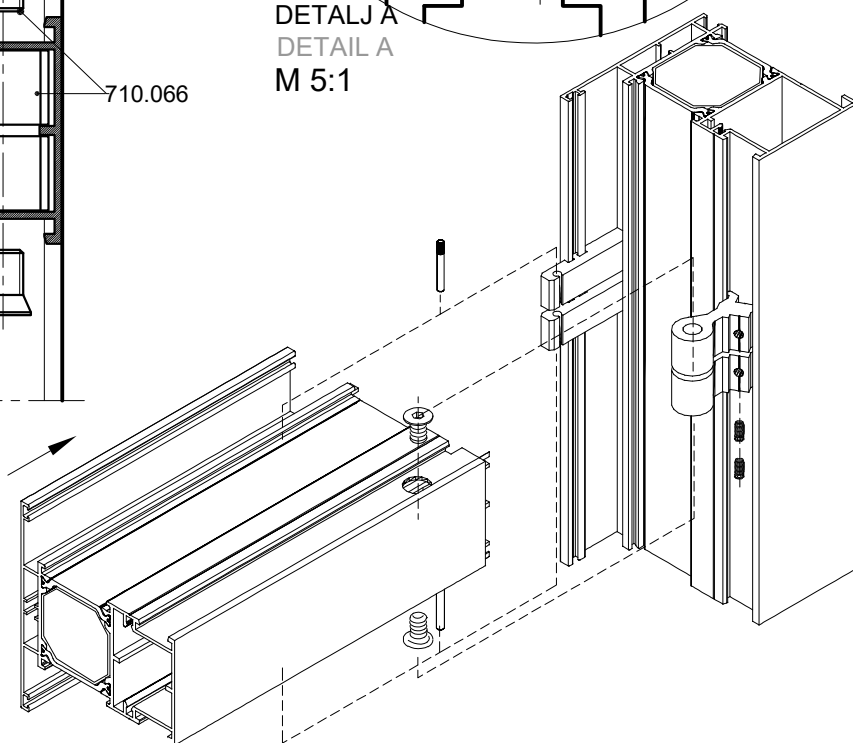
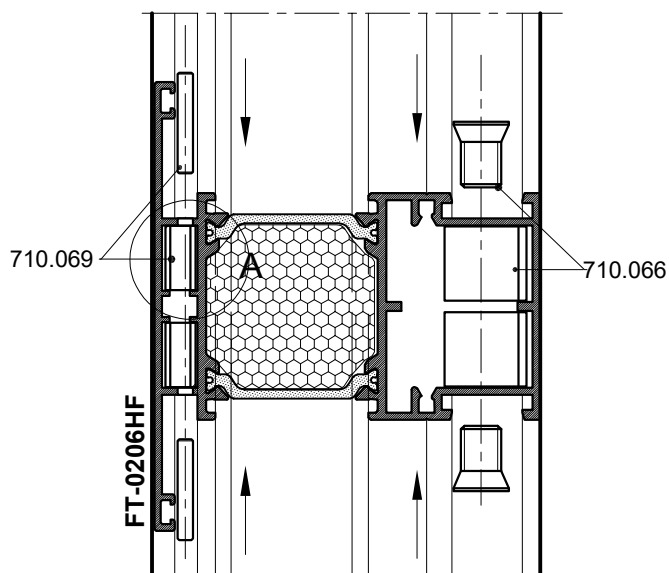
Ugradnja veznika 710.069 olakšana je  
uporabom pomoćnog alata za ugradnju 141.008  
Installation of connector 710.069 is facilitated  
by using auxiliary tool for montage 141.008



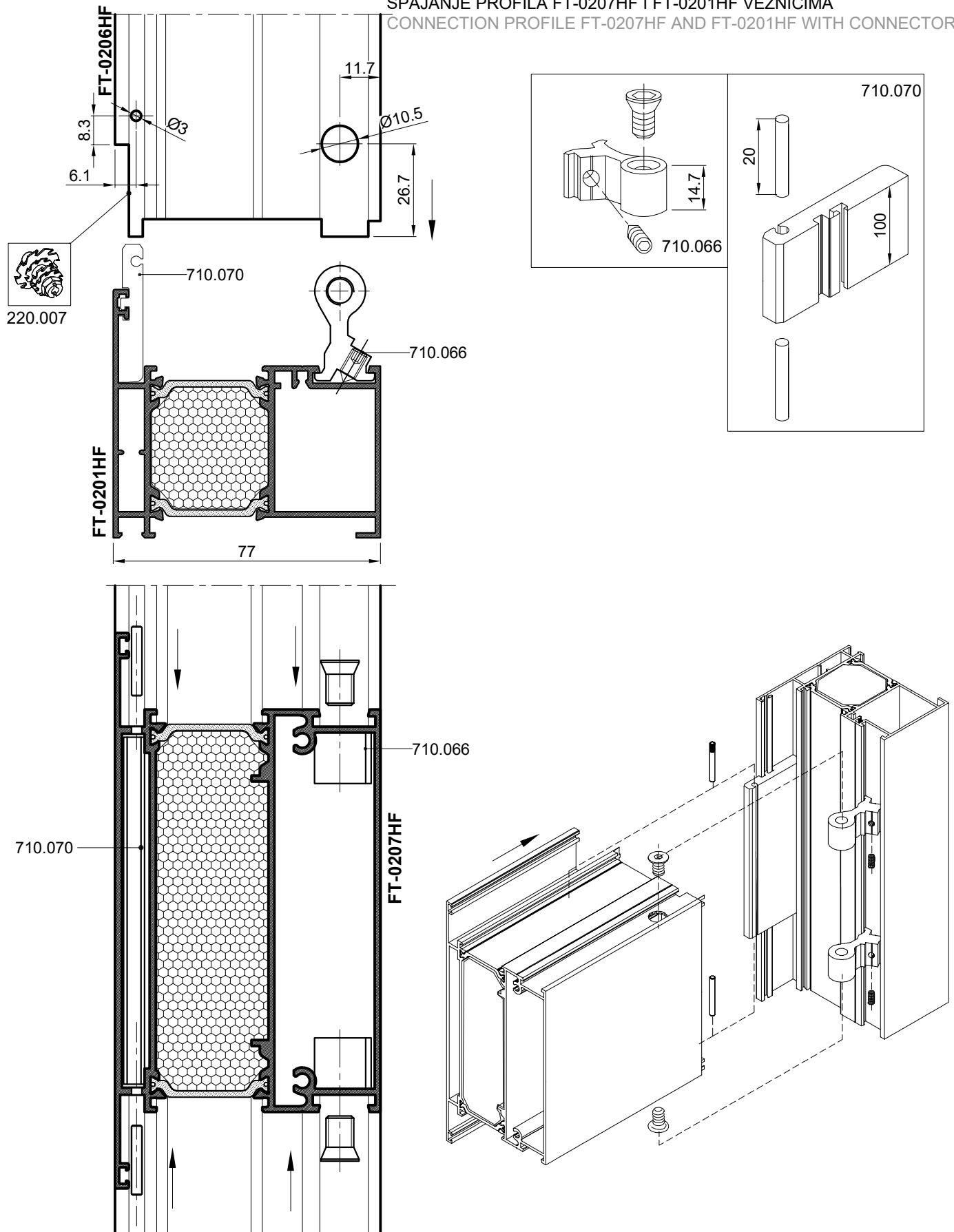
### SPAJANJE PROFILA FT-0206HF I FT-0201HF VEZNICIMA CONNECTION PROFILE FT-0206HF AND FT-0201HF WITH CONNECTORS



DETALJ A  
DETAIL A  
M 5:1

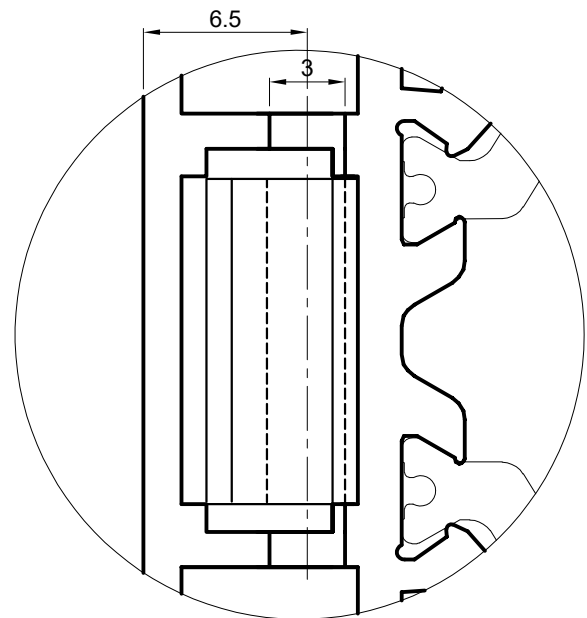
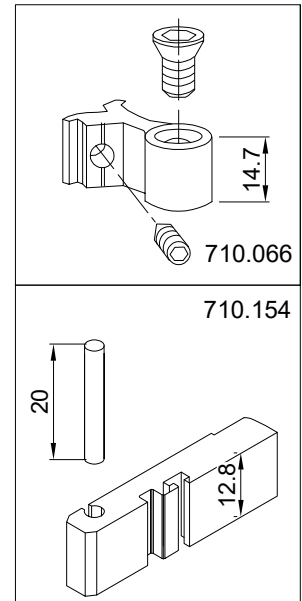
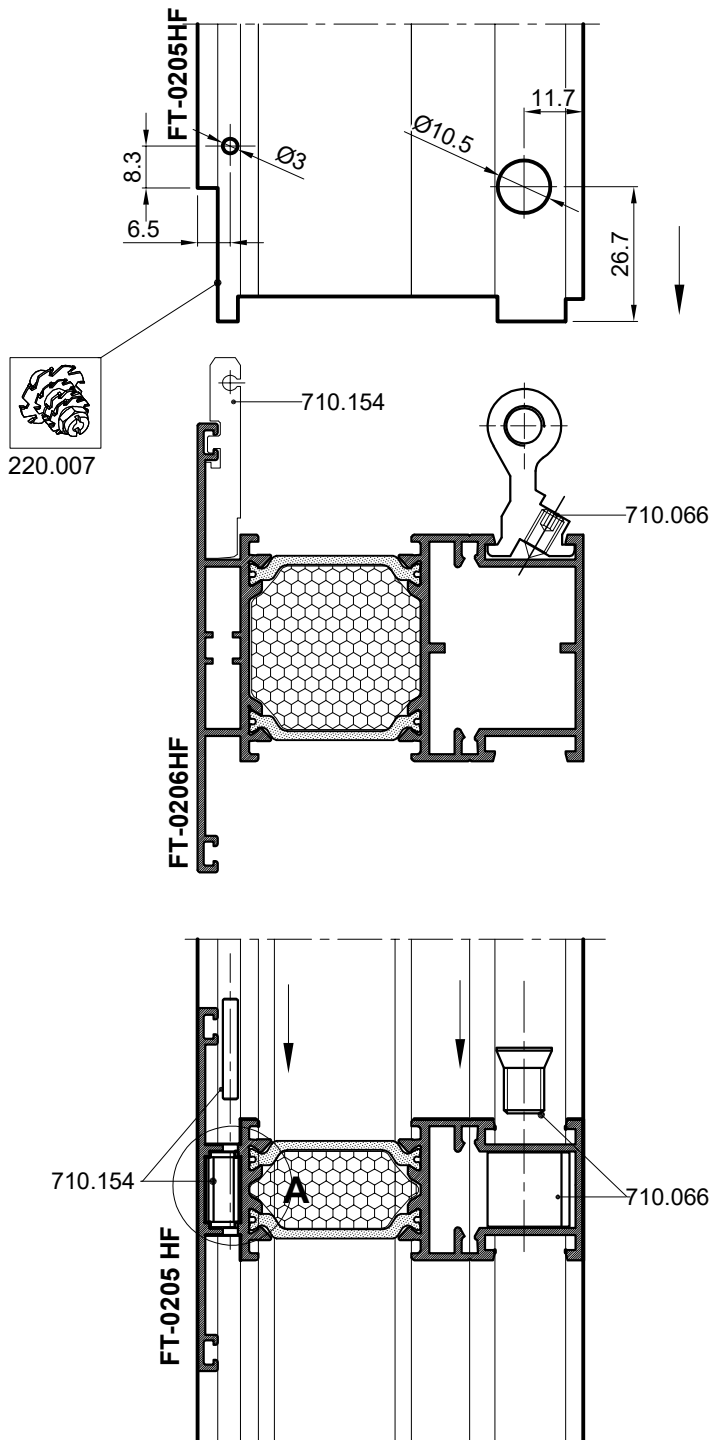


### SPAJANJE PROFILA FT-0207HF I FT-0201HF VEZNICIMA CONNECTION PROFILE FT-0207HF AND FT-0201HF WITH CONNECTORS

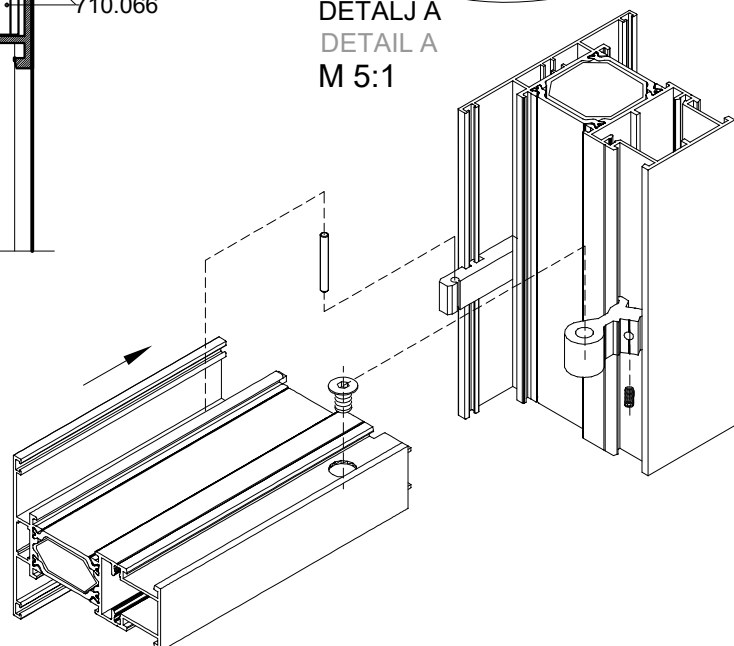




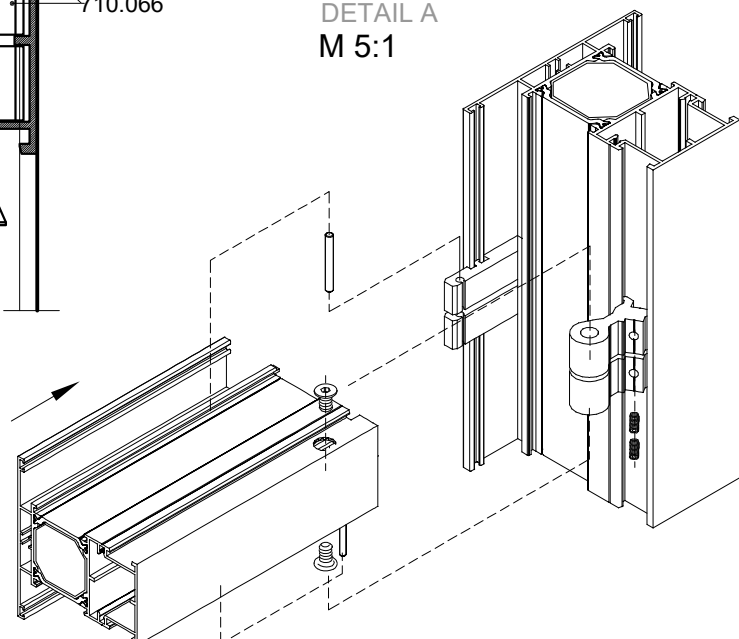
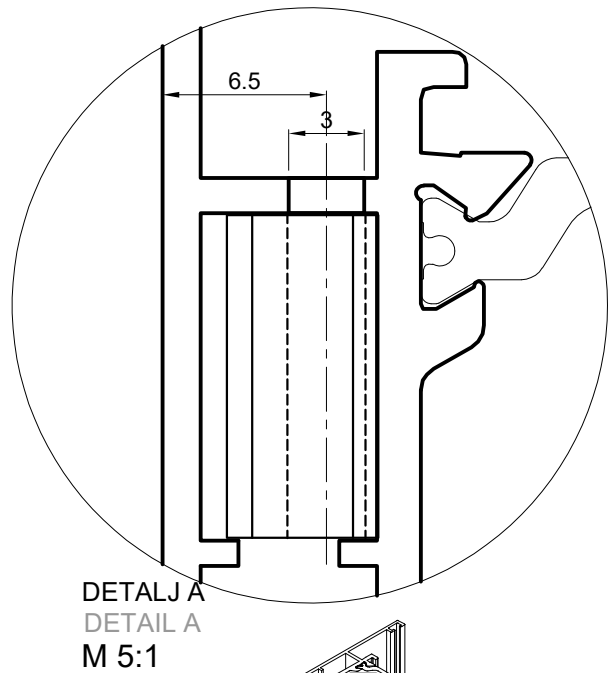
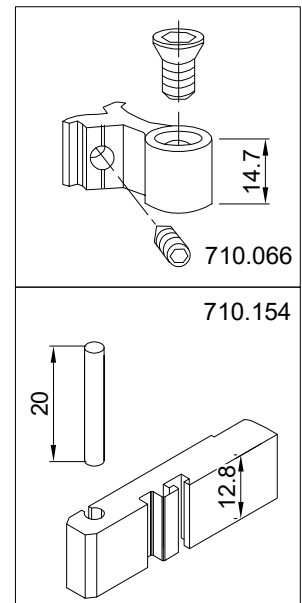
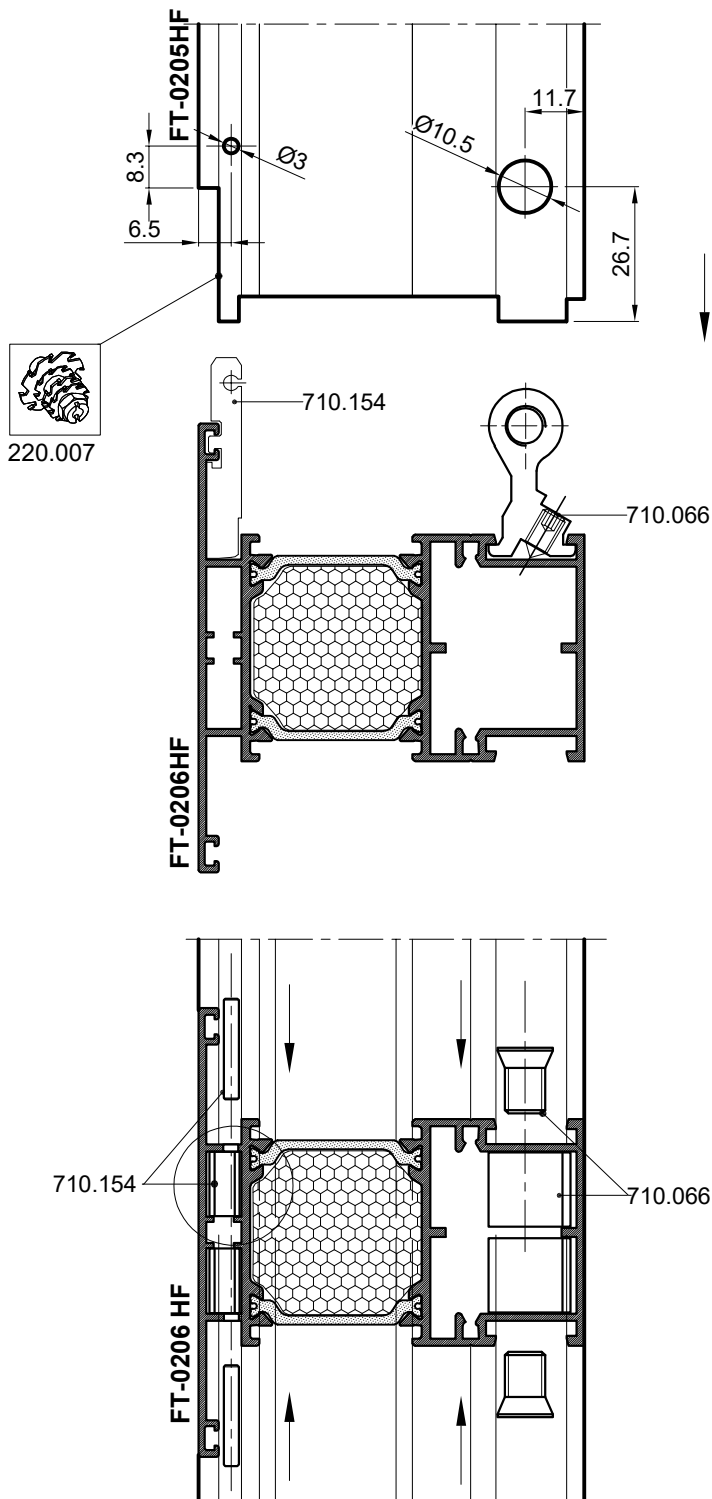
### SPAJANJE PROFILA FT-0205HF I FT-0206HF VEZNICIMA CONNECTION PROFILE FT-0205HF AND FT-0206HF WITH CONNECTORS



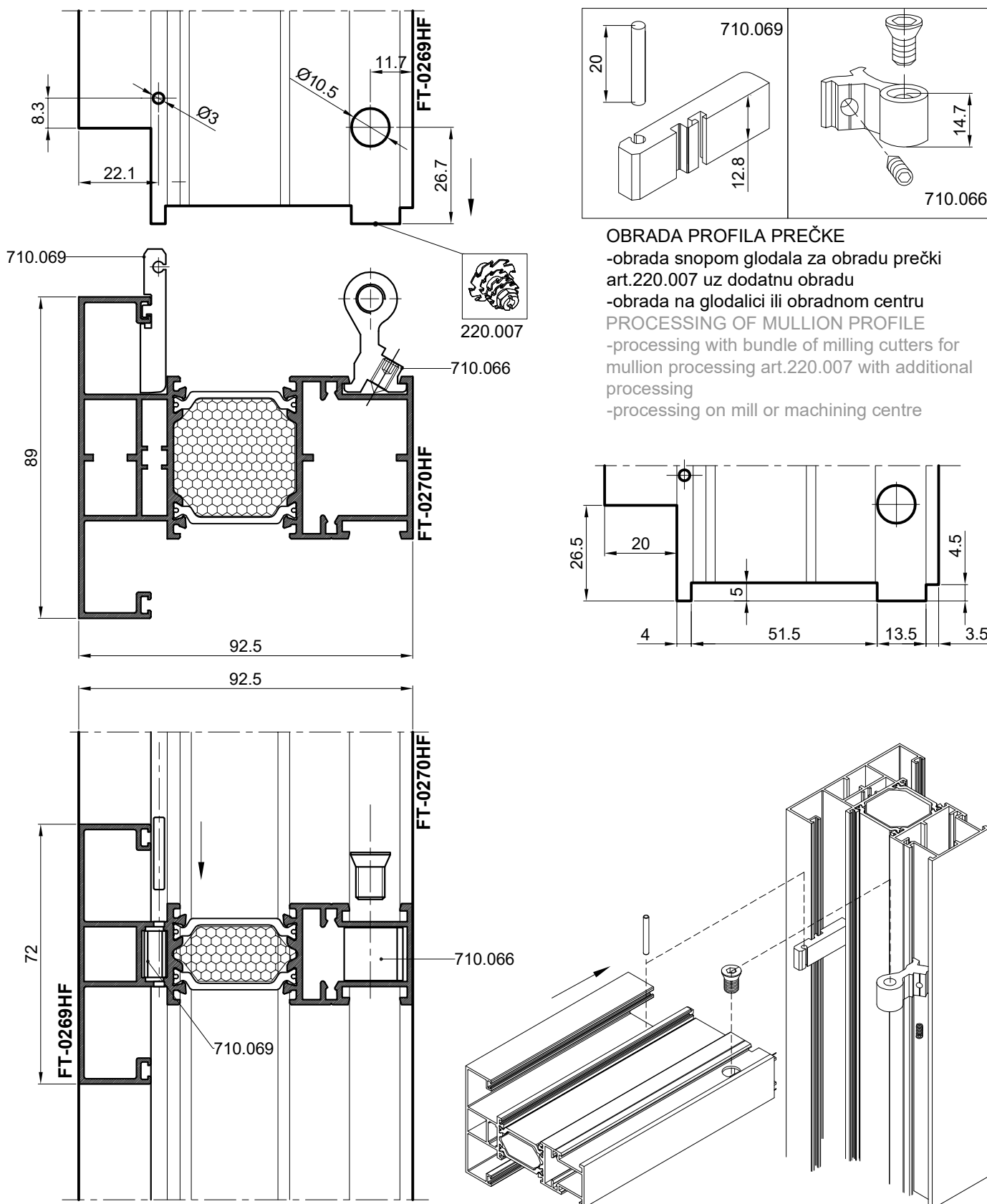
DETALJ A  
DETAIL A  
M 5:1



### SPAJANJE PROFILA FT-0206HF I FT-0206HF VEZNICIMA CONNECTION PROFILE FT-0206HF AND FT-0206HF WITH CONNECTORS



### SPAJANJE PROFILA FT-0269HF I FT-0270HF VEZNICIMA CONNECTION OF PROFILE FT-0269HF I FT-0270HF WITH CONNECTORS



#### OBRADA PROFILA PREČKE

-obrada snopom glodala za obradu prečki  
art.220.007 uz dodatnu obradu

-obrada na glodalici ili obradnom centru

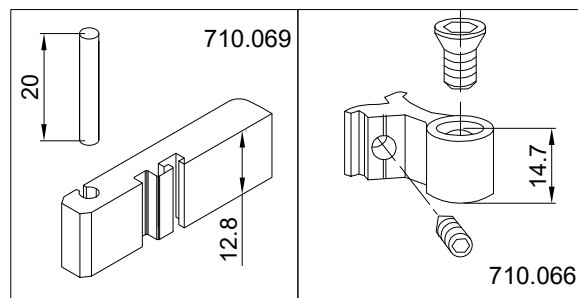
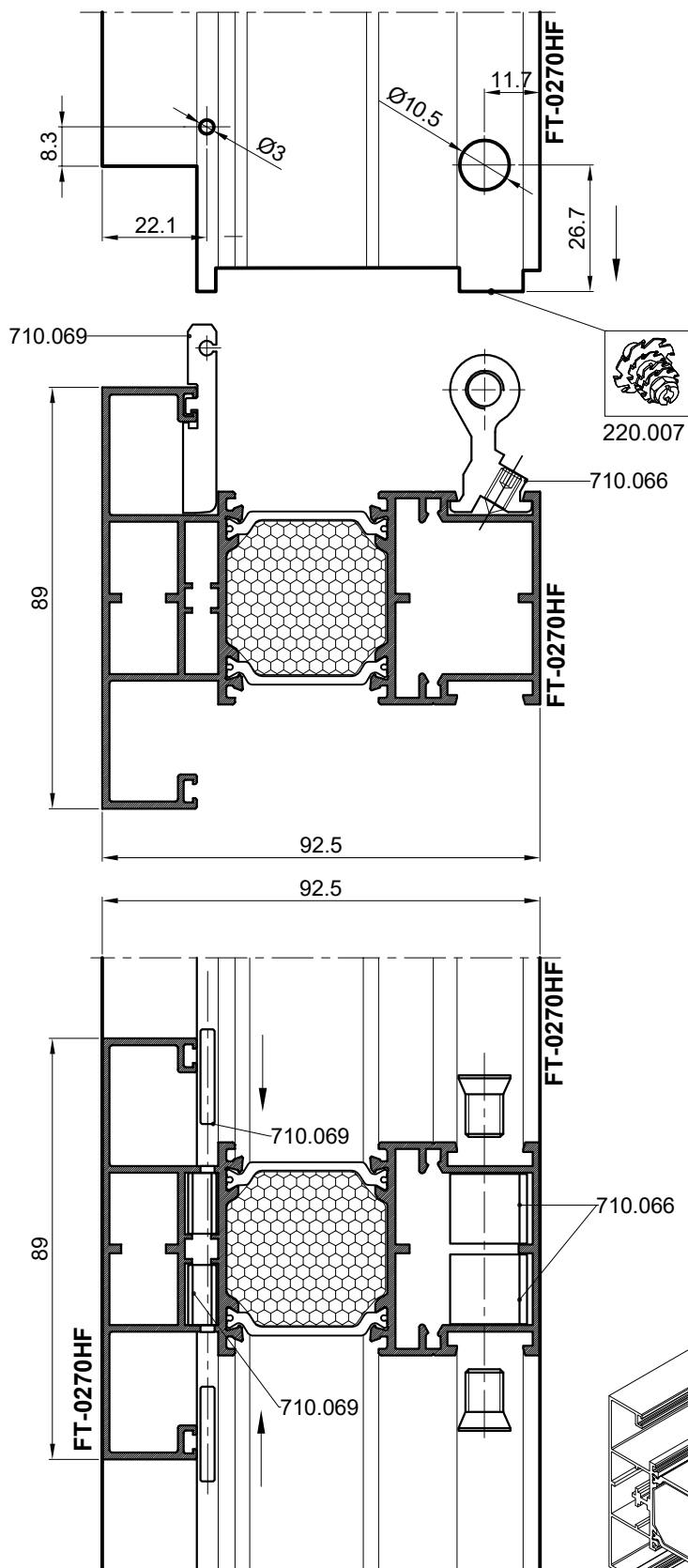
#### PROCESSING OF MULLION PROFILE

-processing with bundle of milling cutters for  
mullion processing art.220.007 with additional  
processing

-processing on mill or machining centre

### SPAJANJE PROFILA FT-0270HF I FT-0270HF VEZNICIMA

### CONNECTION OF PROFILE FT-0270HF I FT-0270HF WITH CONNECTORS



#### OBRADA PROFILA PREČKE

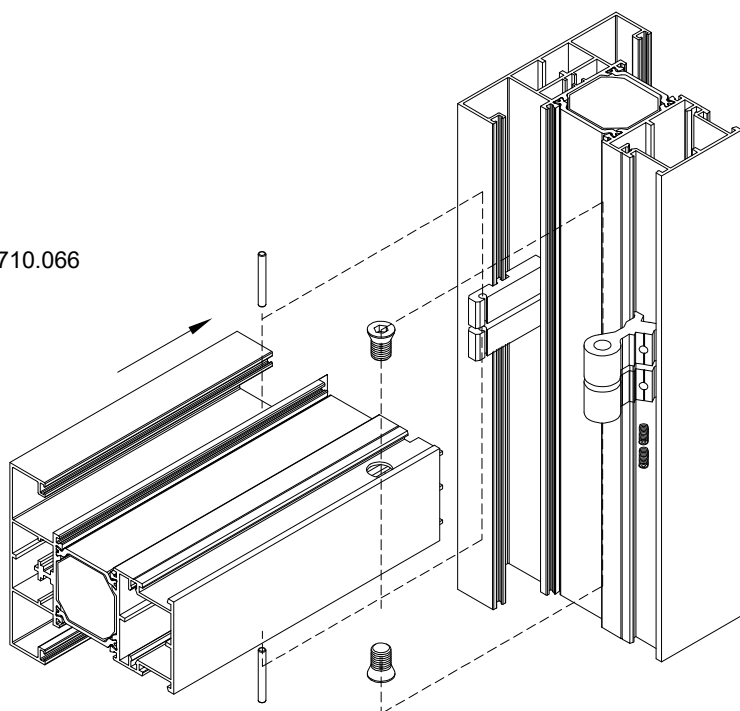
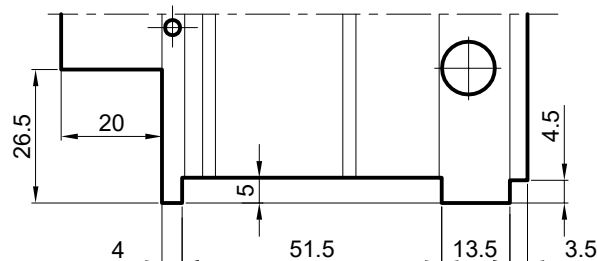
-obrada snopom glodala za obradu prečki  
art.220.007 uz dodatnu obradu

-obrada na glodalici ili obradnom centru

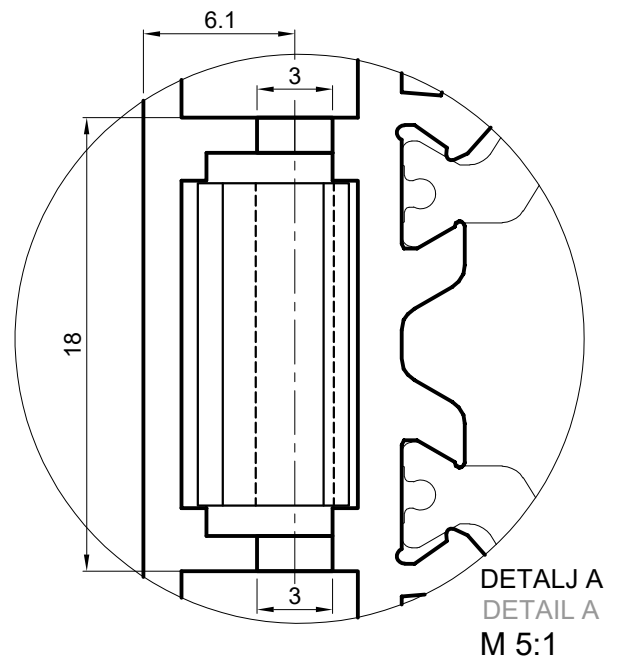
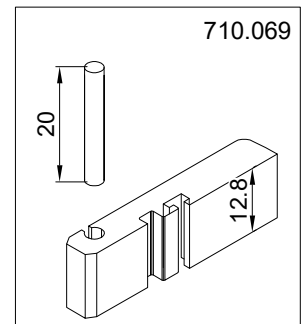
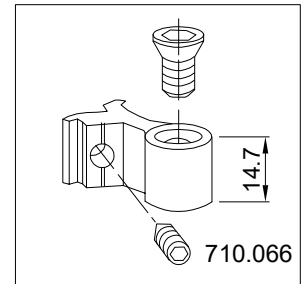
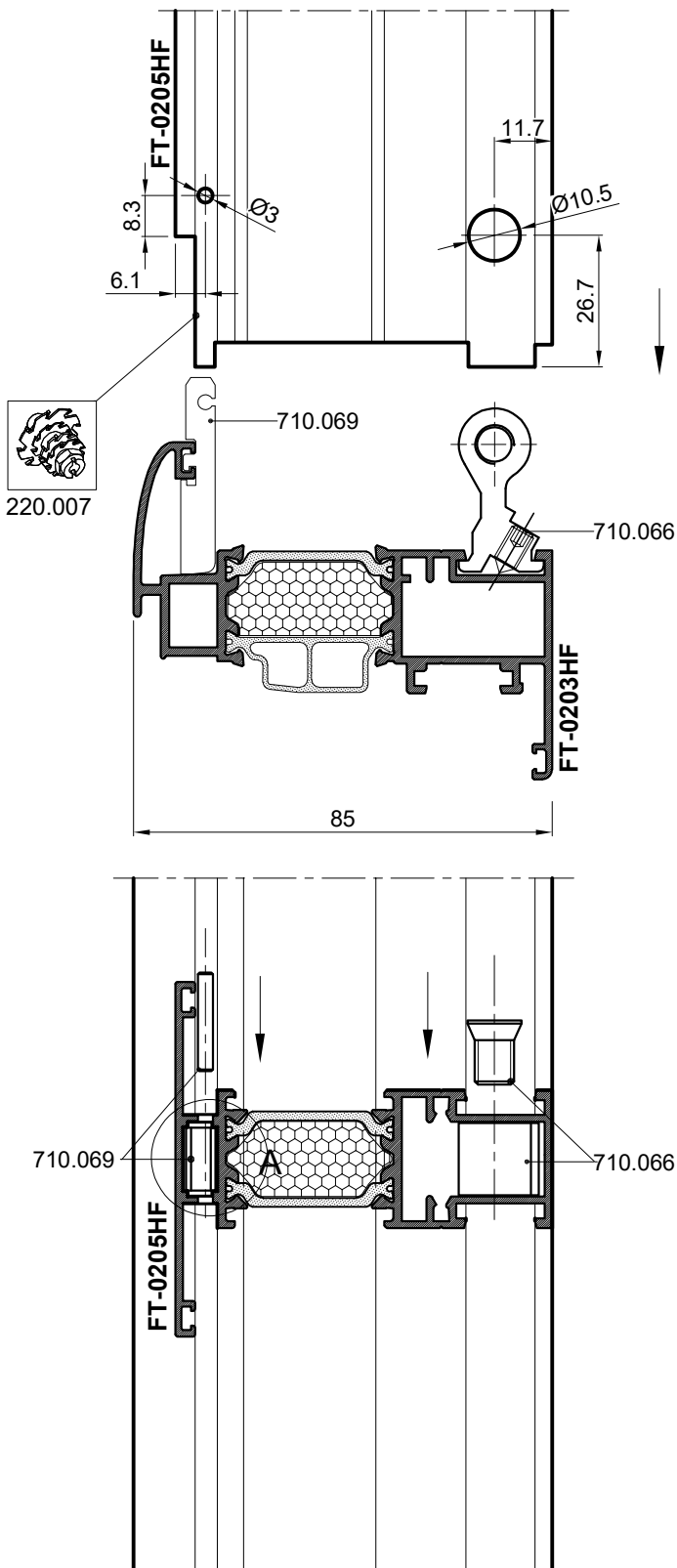
#### PROCESSING OF MULLION PROFILE

-processing with bundle of milling cutters for  
mullion processing art.220.007 with additional  
processing

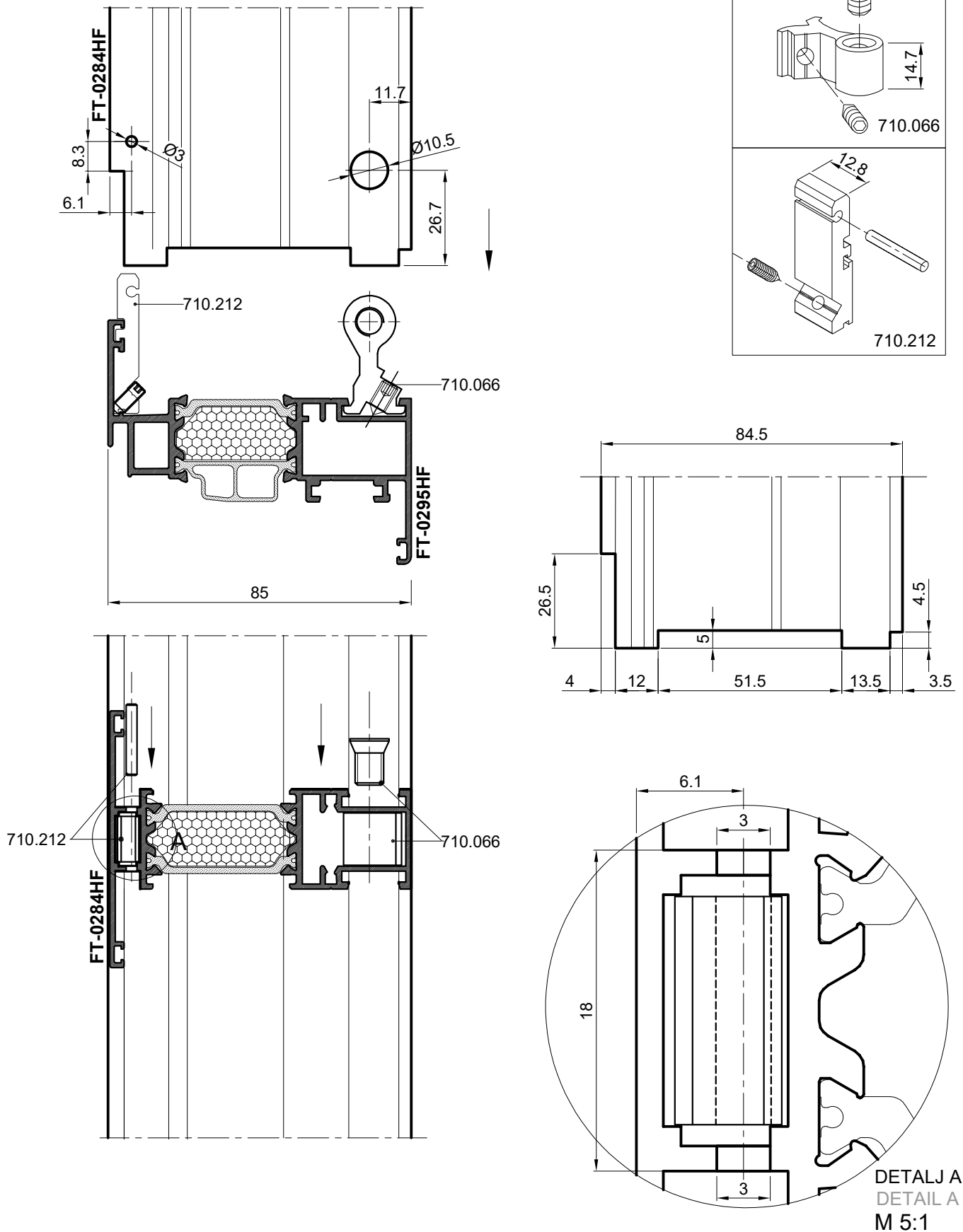
-processing on mill or machining centre



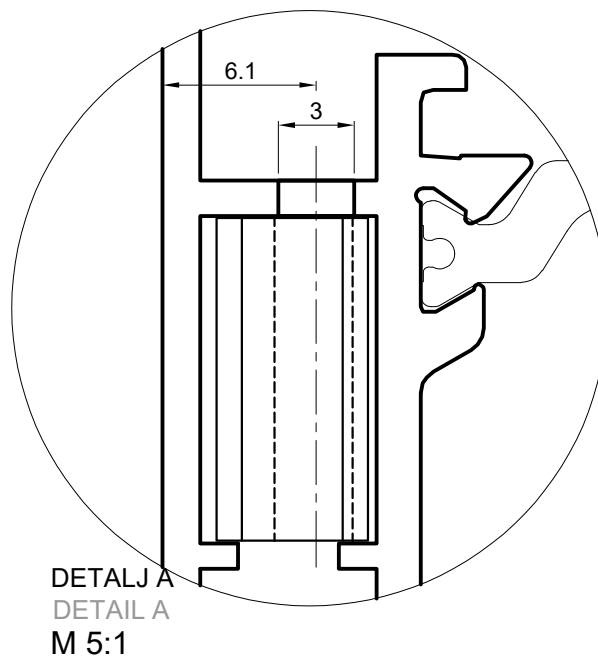
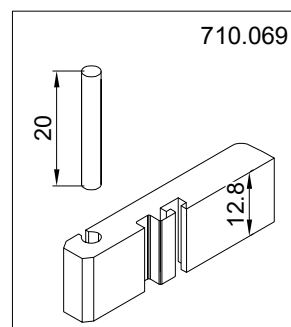
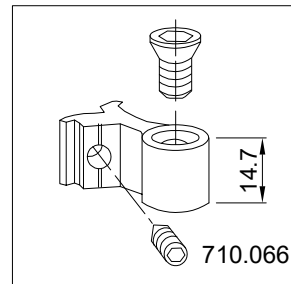
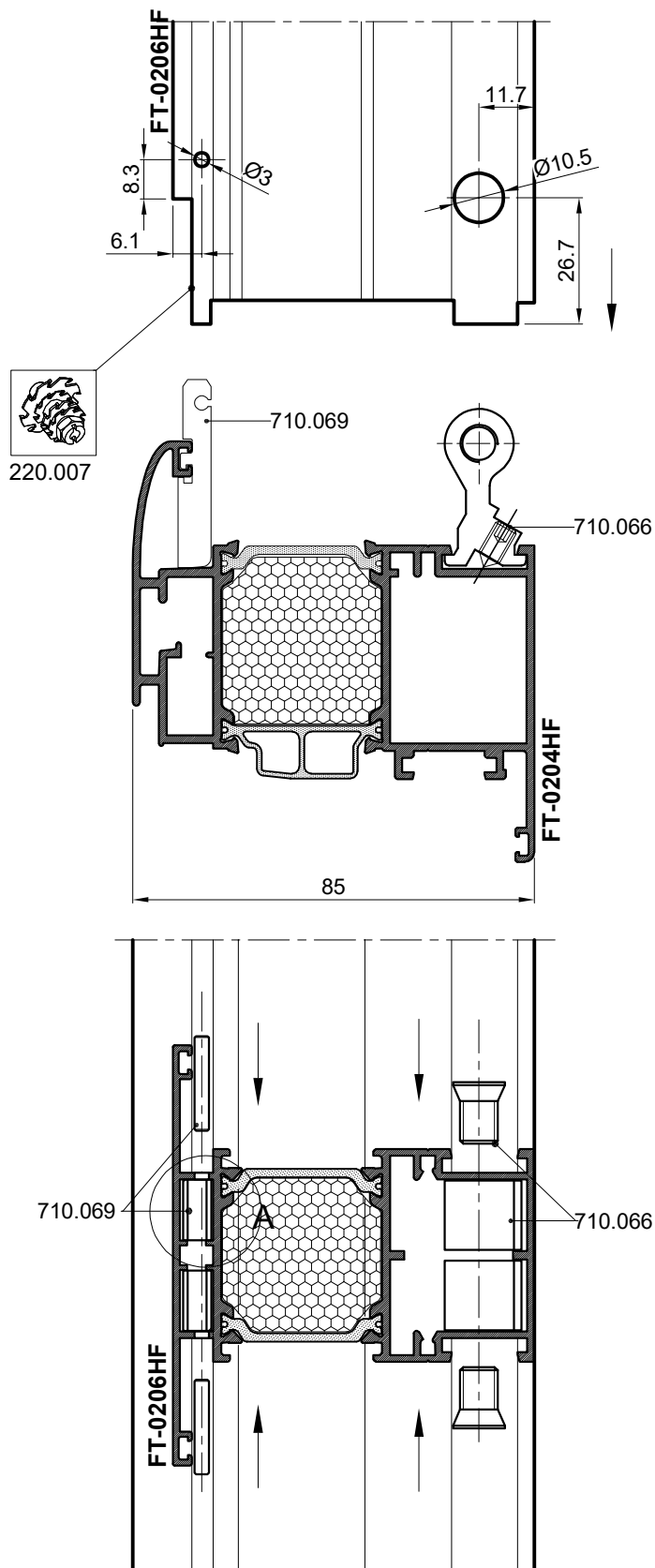
### SPAJANJE PROFILA FT-0205HF I FT-0203HF VEZNICIMA CONNECTION PROFILE FT-0205HF AND FT-0203HF WITH CONNECTORS

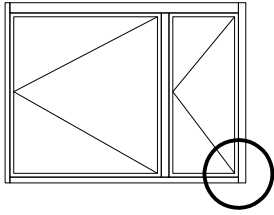


### SPAJANJE PROFILA FT-0295HF I FT-0284HF VEZNICIMA CONNECTION PROFILE FT-0295HF AND FT-0284HF WITH CONNECTORS



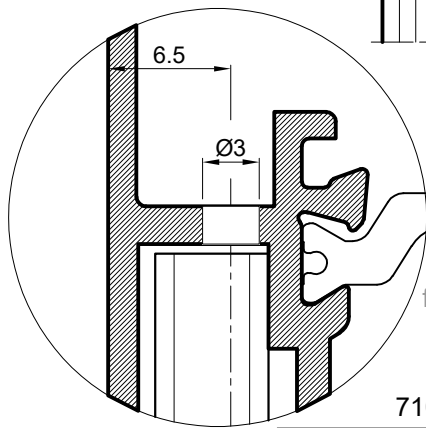
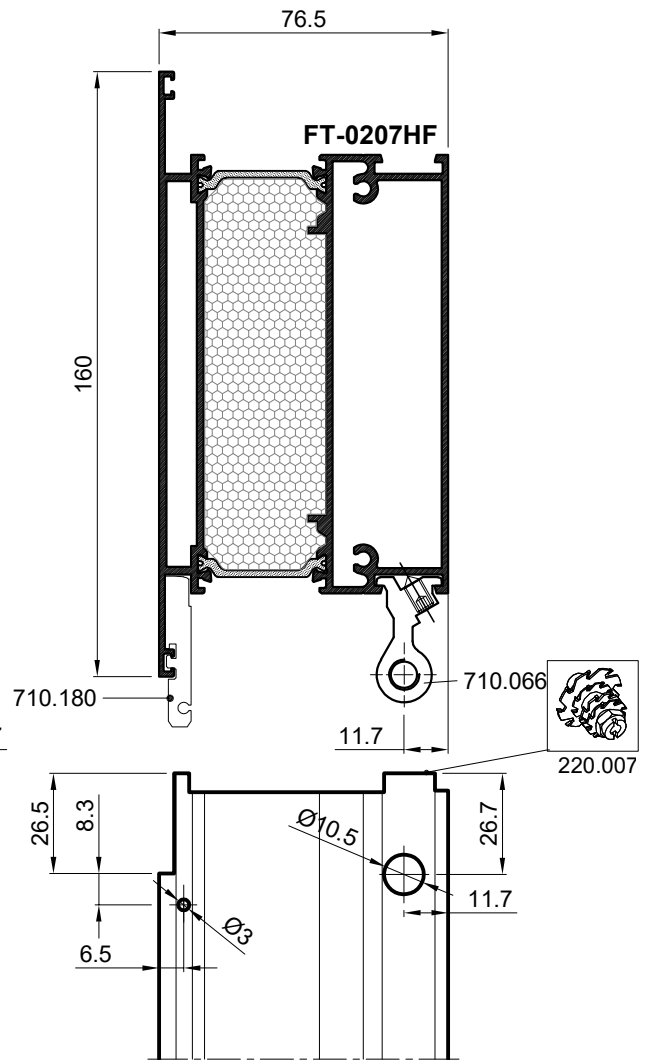
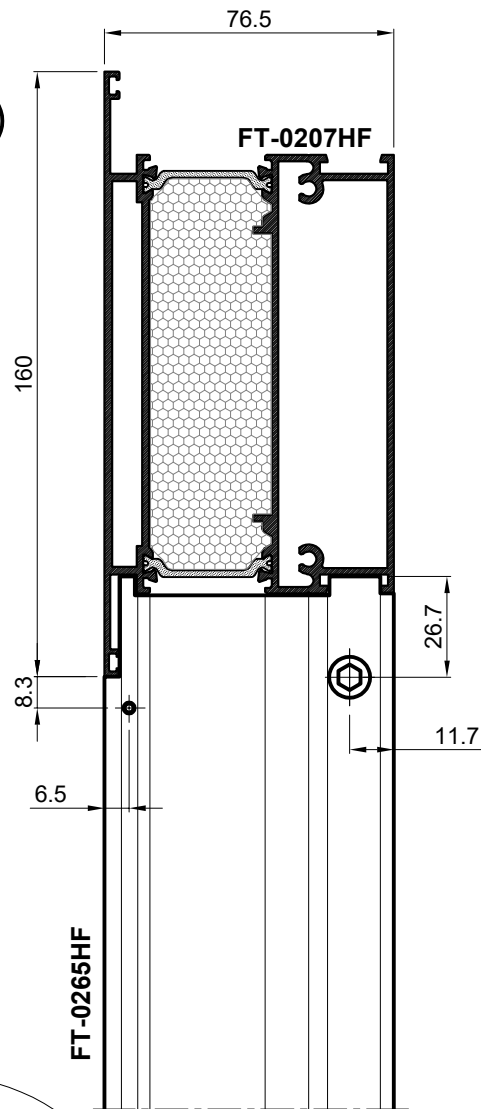
### SPAJANJE PROFILA FT-0206HF I FT-0204H VEZNICIMA CONNECTION PROFILE FT-0206HF AND FT-0204HF WITH CONNECTORS



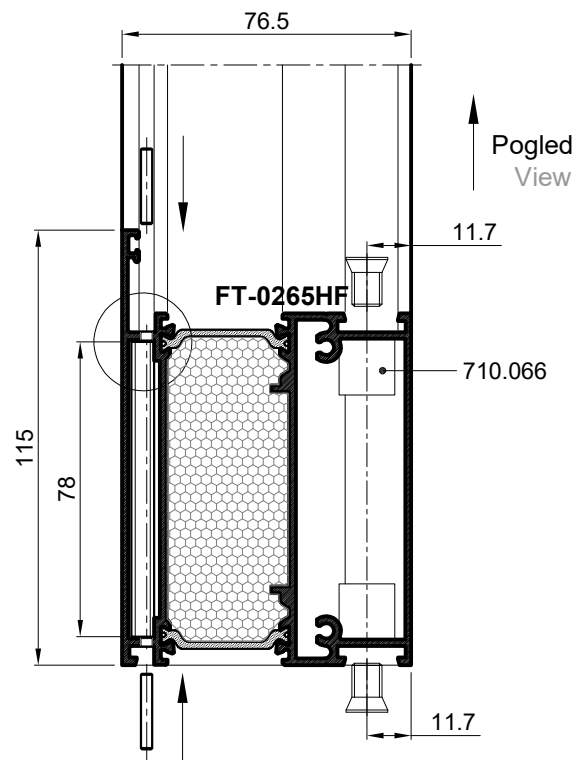
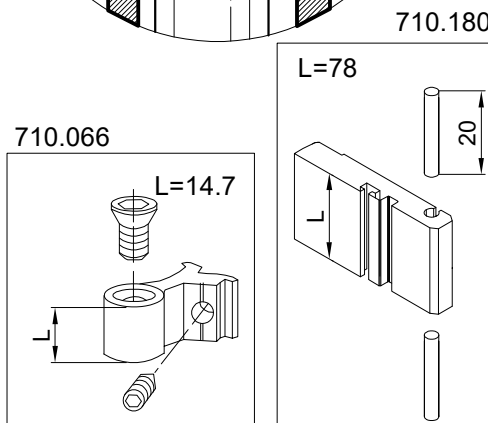


## SPAJANJE PROFILA FT-0265HF i FT-0207HF VEZNICIMA

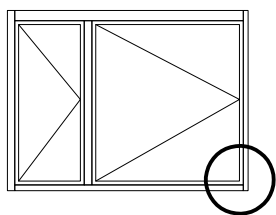
## CONNECTION OF PROFILE FT-0265HF and FT-0207HF WITH CONNECTORS



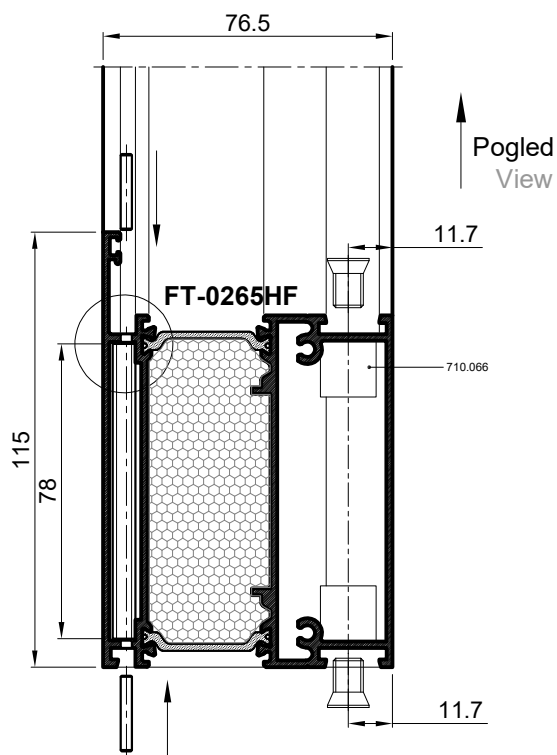
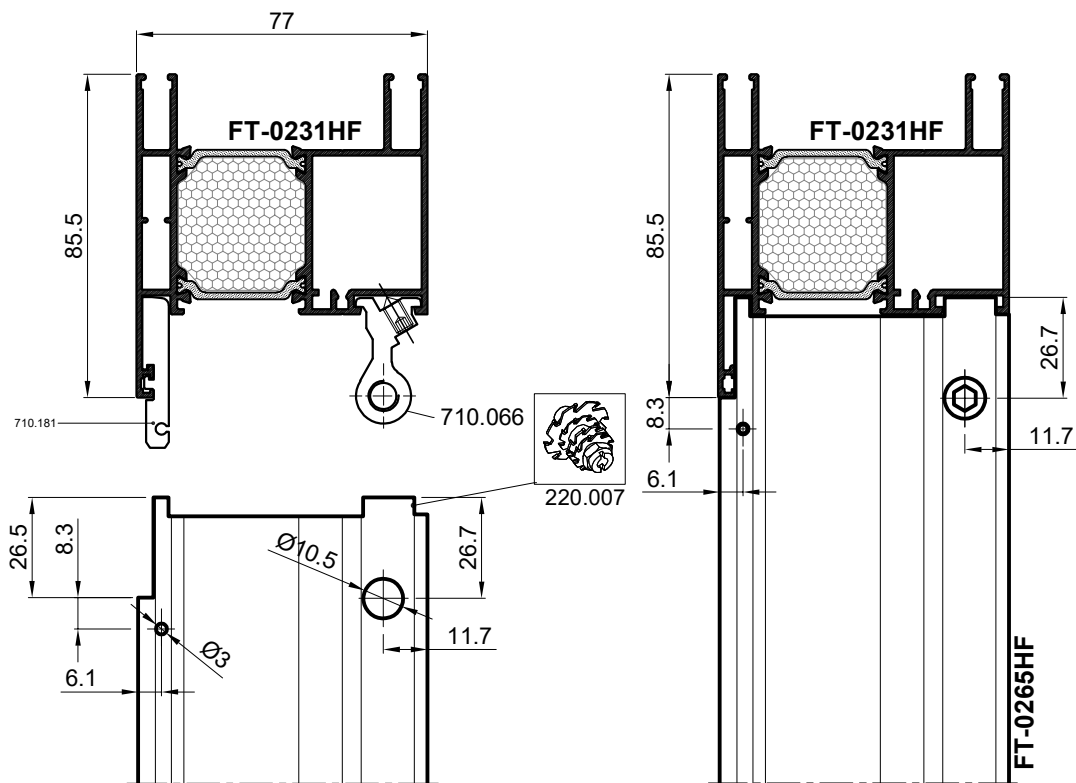
Obrada za  
veznik  
Processing  
for connector



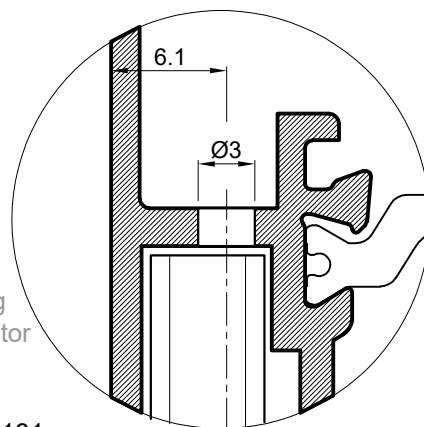




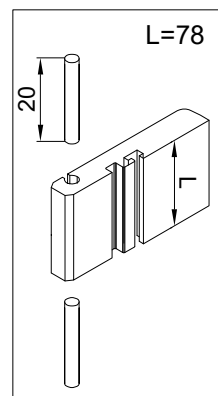
### SPAJANJE PROFILA FT-0265HF i FT-0231HF VEZNICIMA CONNECTION OF PROFILE FT-0265HF and FT-0231HF WITH CONNECTOR



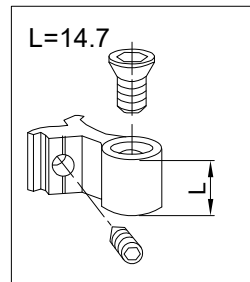
Obrada za  
veznik  
Processing  
for connector

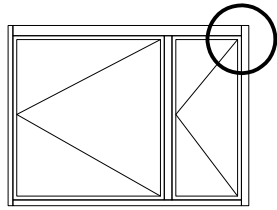


710.181

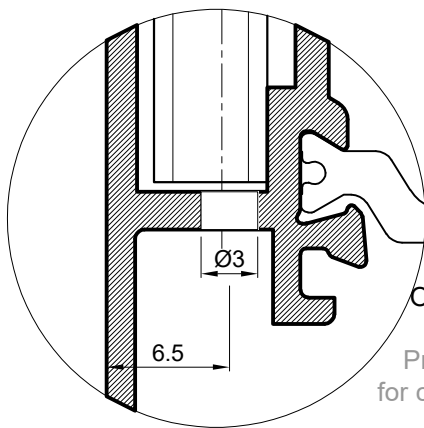
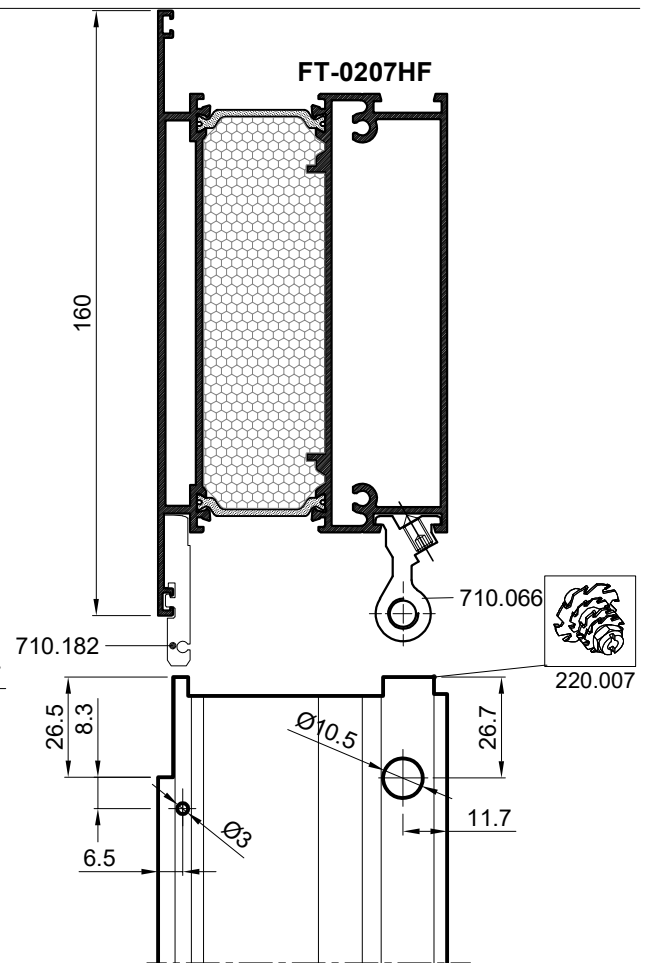
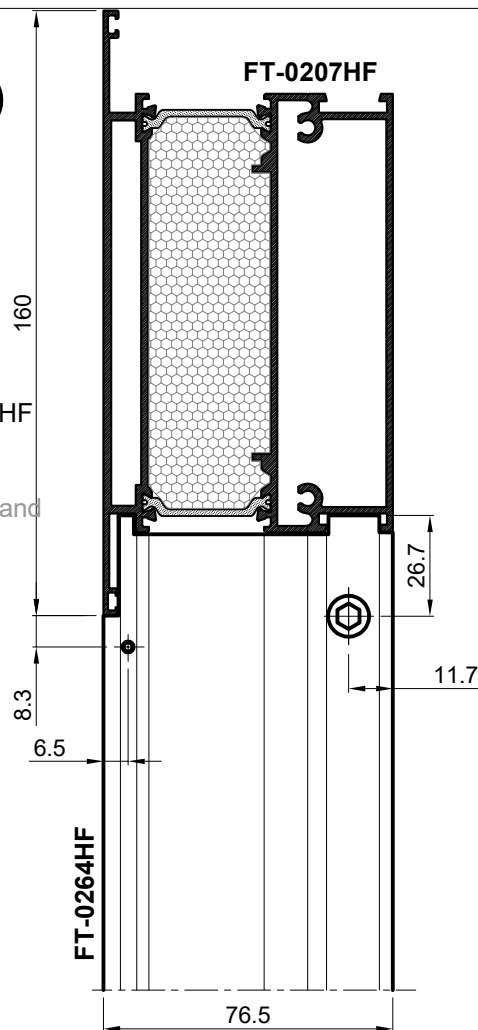


710.066



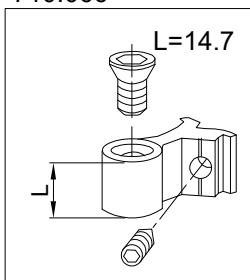


SPAJANJE PROFILA  
FT-0264HF i FT-0207HF  
VEZNICIMA  
CONNECTION OF  
PROFILE FT-0264HF and  
FT-0207HF WITH  
CONNECTORS



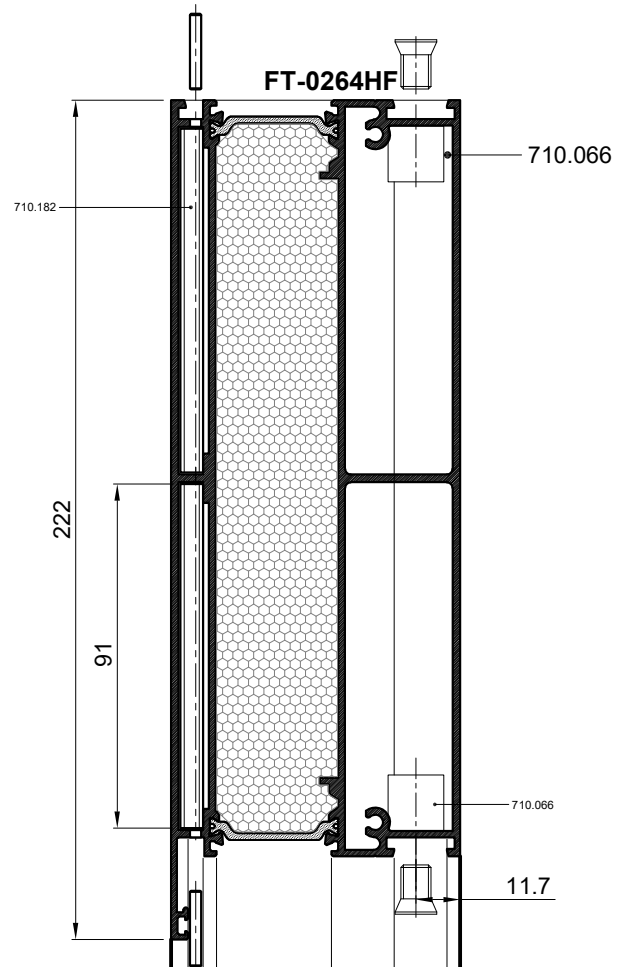
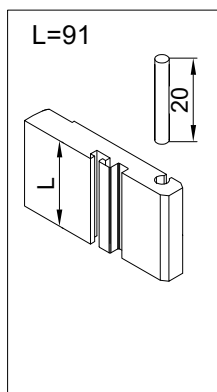
Obrada za  
veznik  
Processing  
for connector

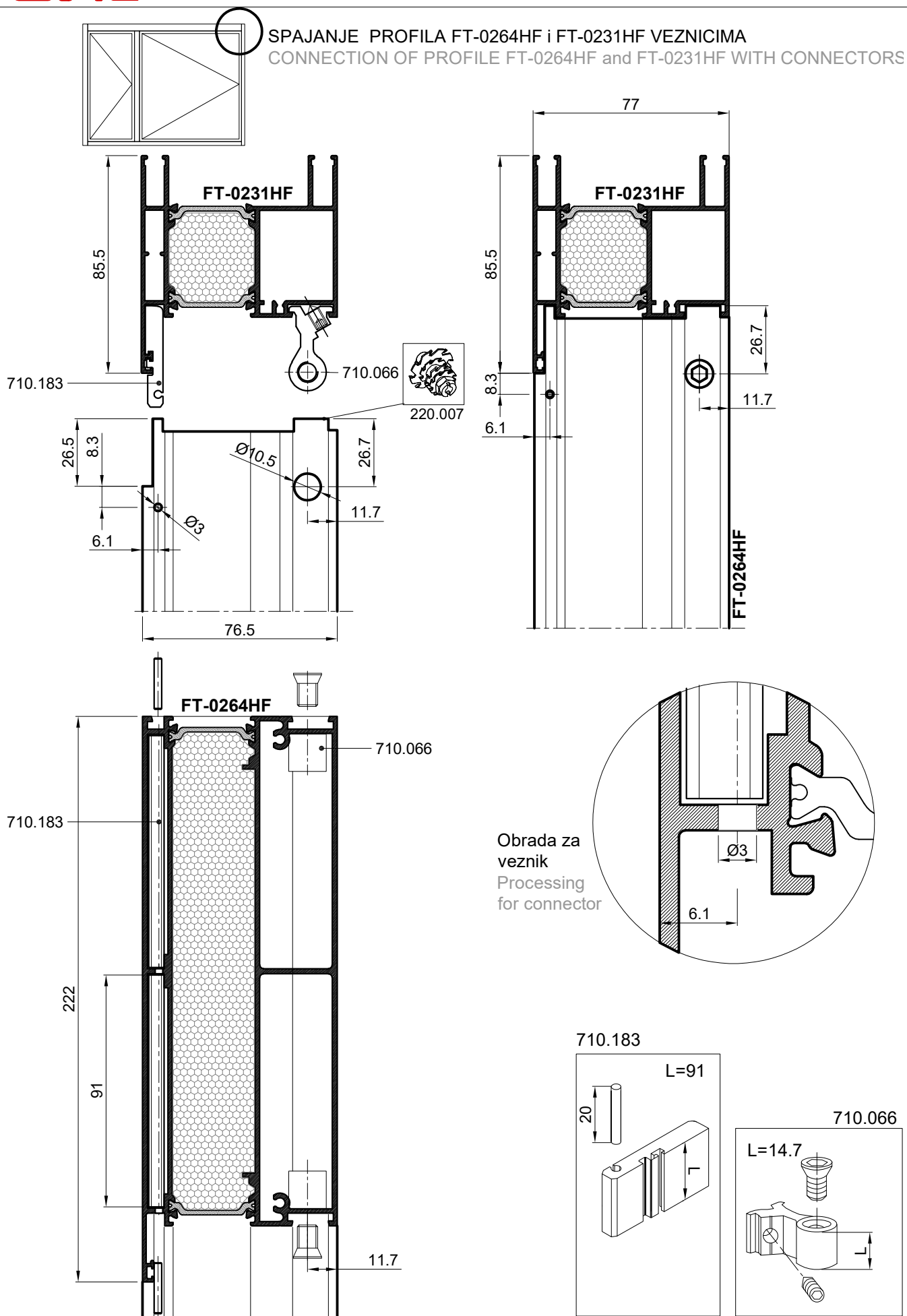
710.066



710.182

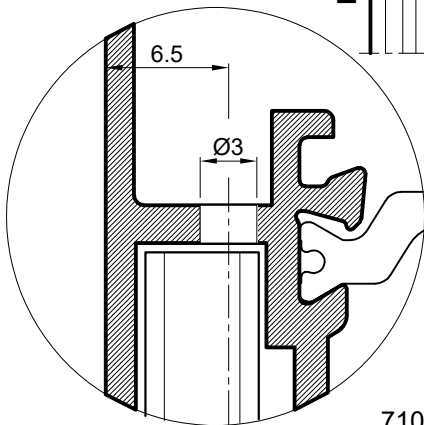
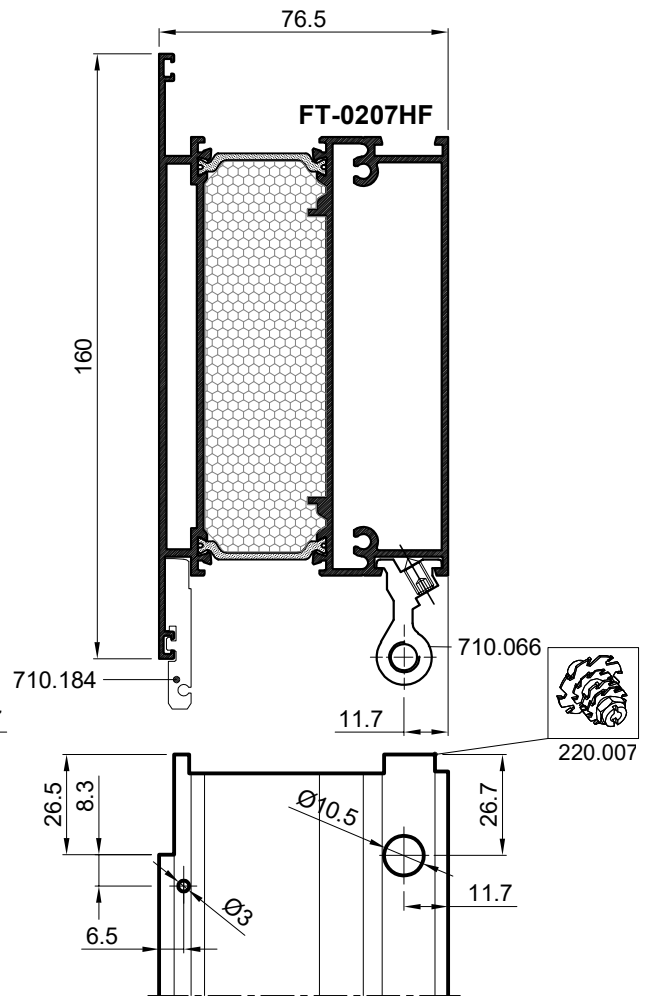
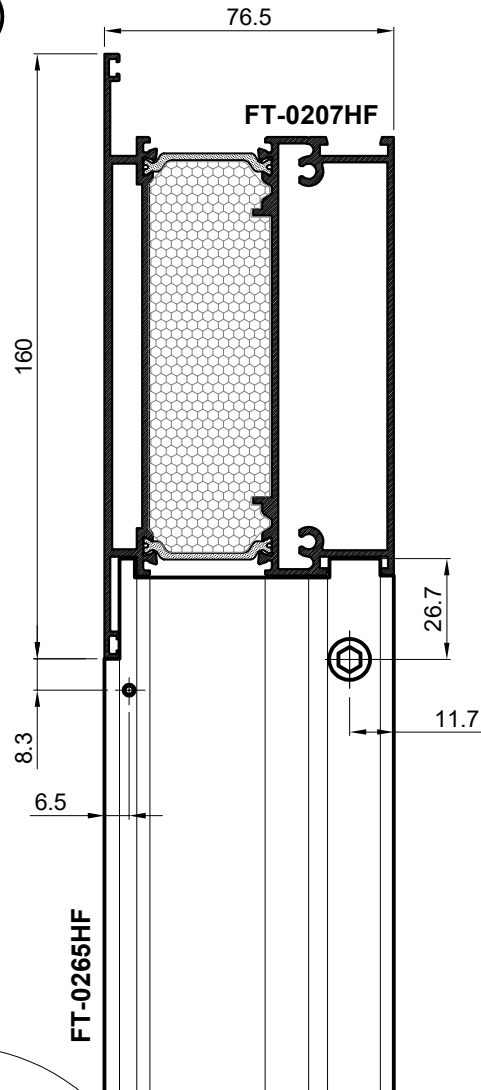
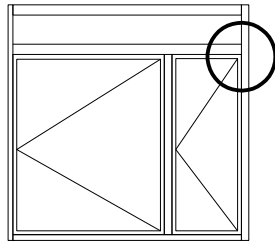
L=91





SPAJANJE PROFILA FT-0207HF i FT-0207HF VEZNICIMA

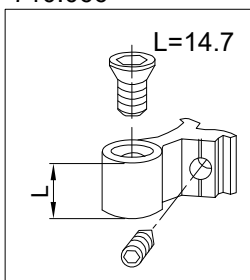
CONNECTION OF PROFILE FT-0207HF and FT-0207HF WITH CONNECTORS



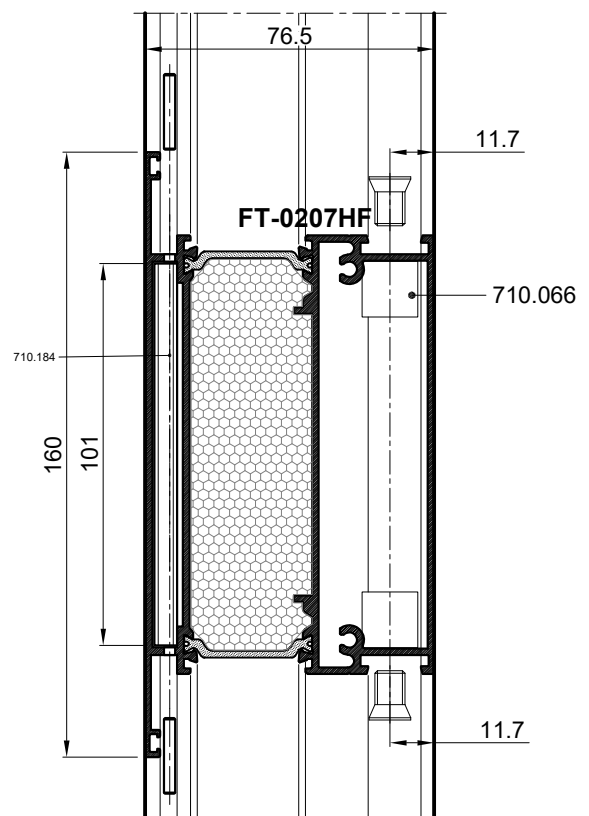
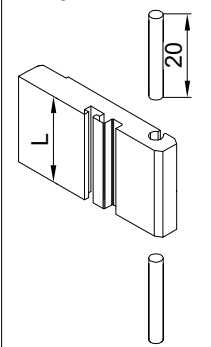
Obrada za  
veznik  
Processing  
for connector

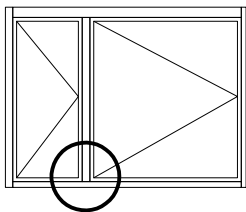
710.184

710.066

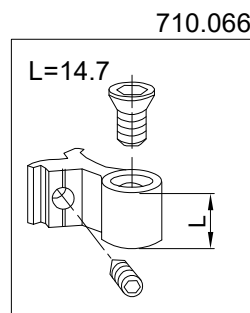
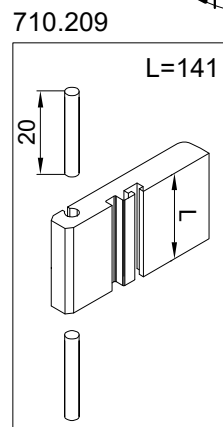
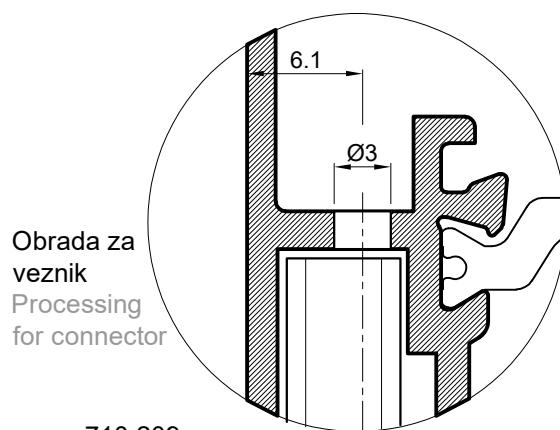
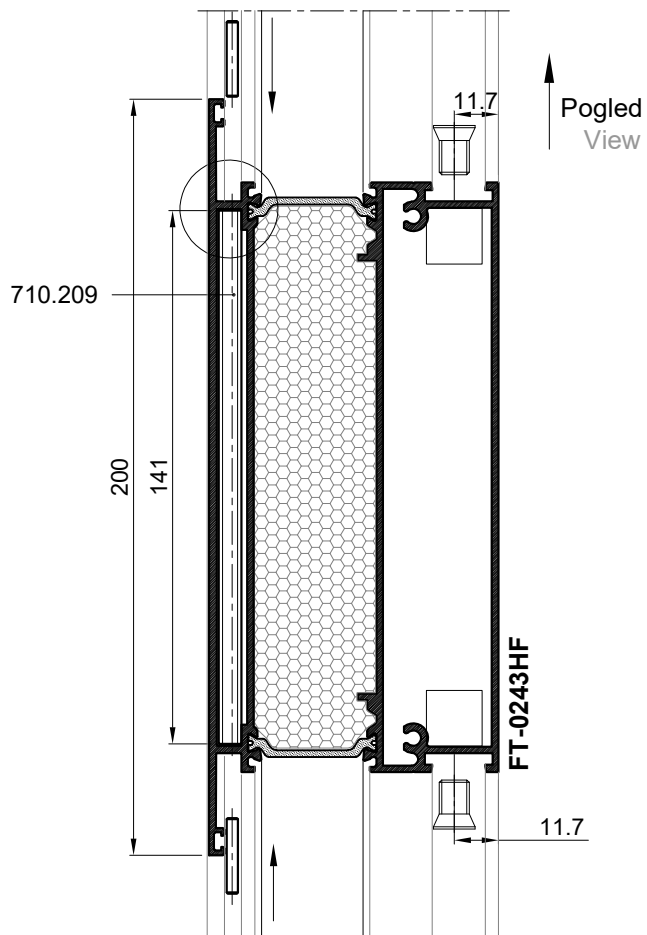
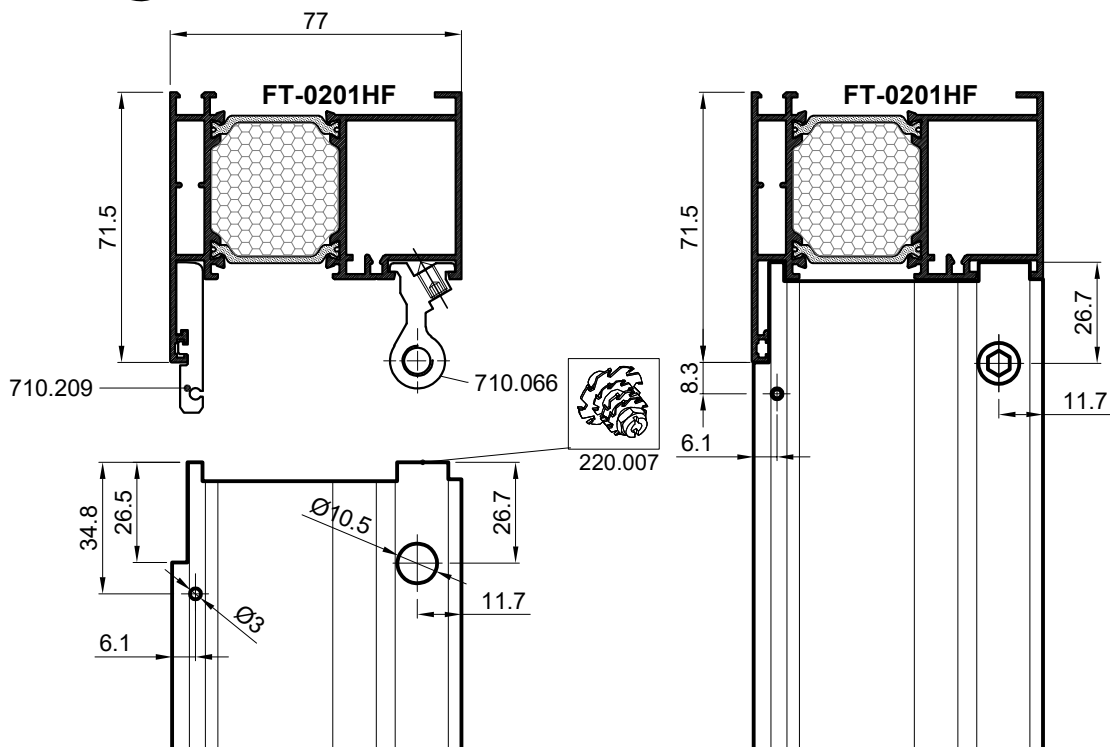


L=101

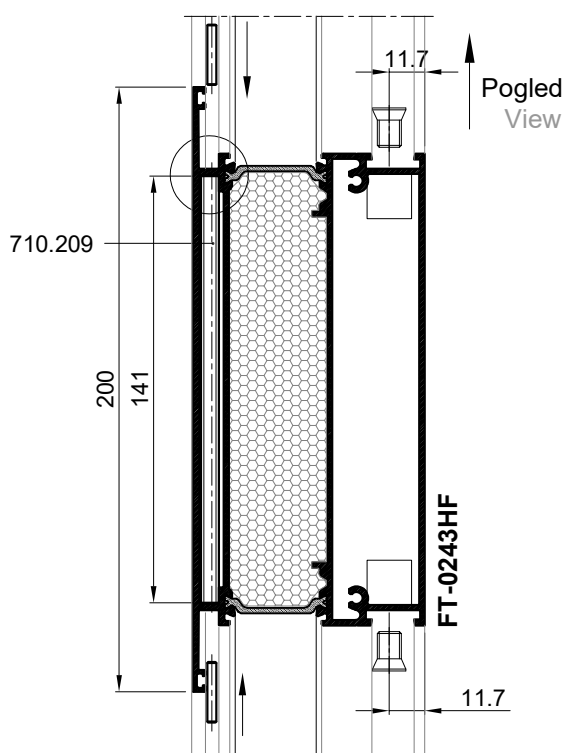
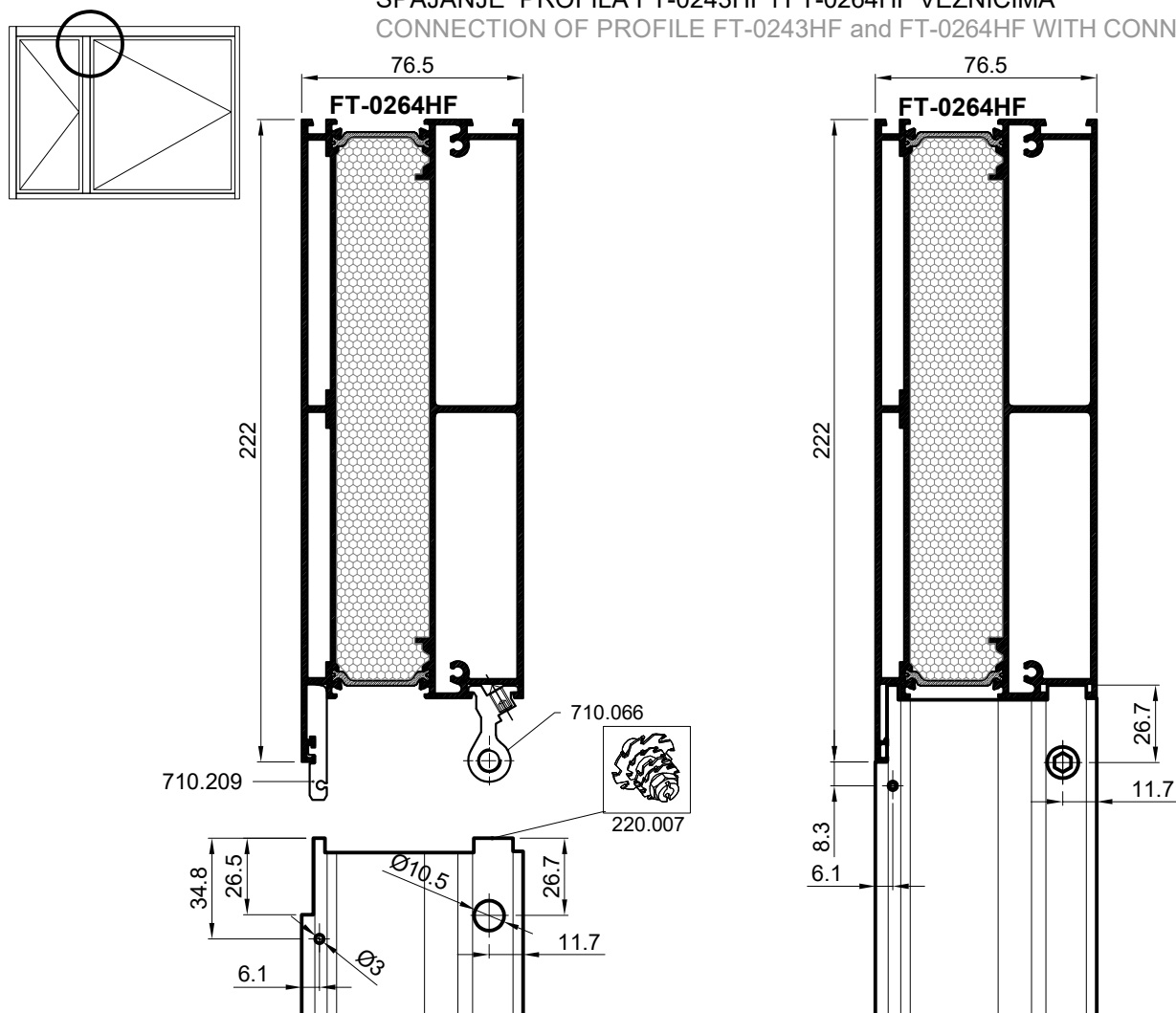




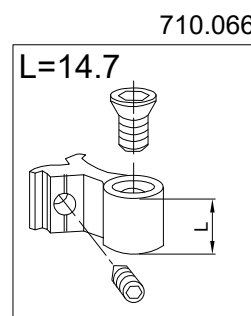
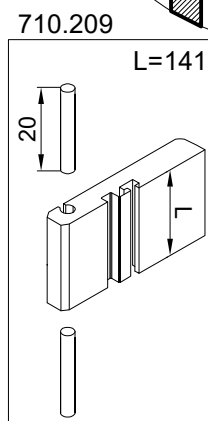
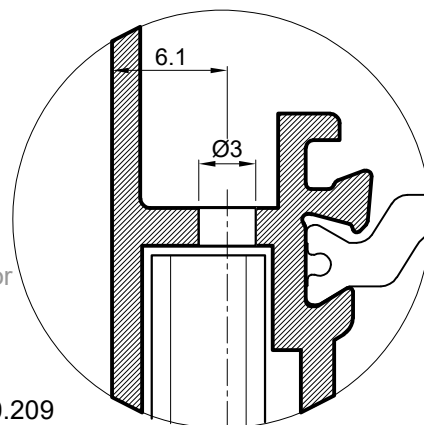
SPAJANJE PROFILA FT-0243HF i FT-0201HF VEZNICIMA  
CONNECTION OF PROFILE FT-0243HF and FT-0201HF WITH CONNECTORS



### SPAJANJE PROFILA FT-0243HF i FT-0264HF VEZNICIMA CONNECTION OF PROFILE FT-0243HF and FT-0264HF WITH CONNECTORS

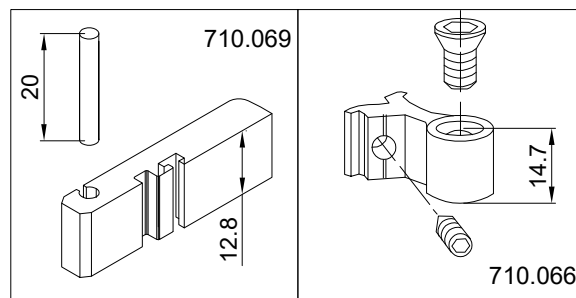
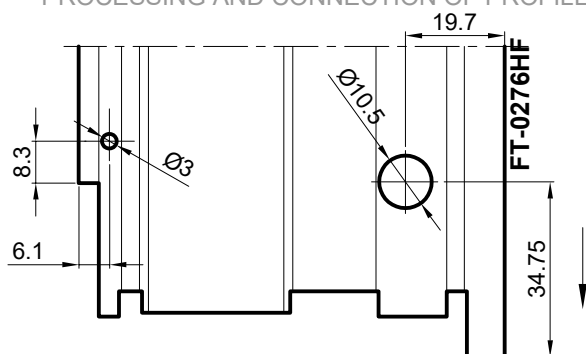


Obrada za  
veznik  
Processing  
for connector



### OBRADA I SPAJANJE PROFILA FT-0276HF i FT-0274HF VEZNICIMA

### PROCESSING AND CONNECTION OF PROFILES FT-0276HF i FT-0274HF WITH CONNECTORS



#### OBRADA PROFILA PREČKE

-obrada snopom glodala za obradu prečki  
art.220.021

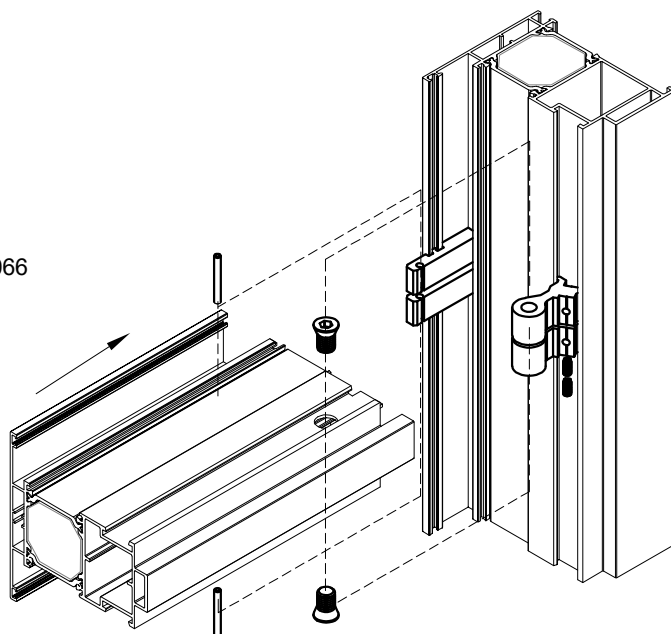
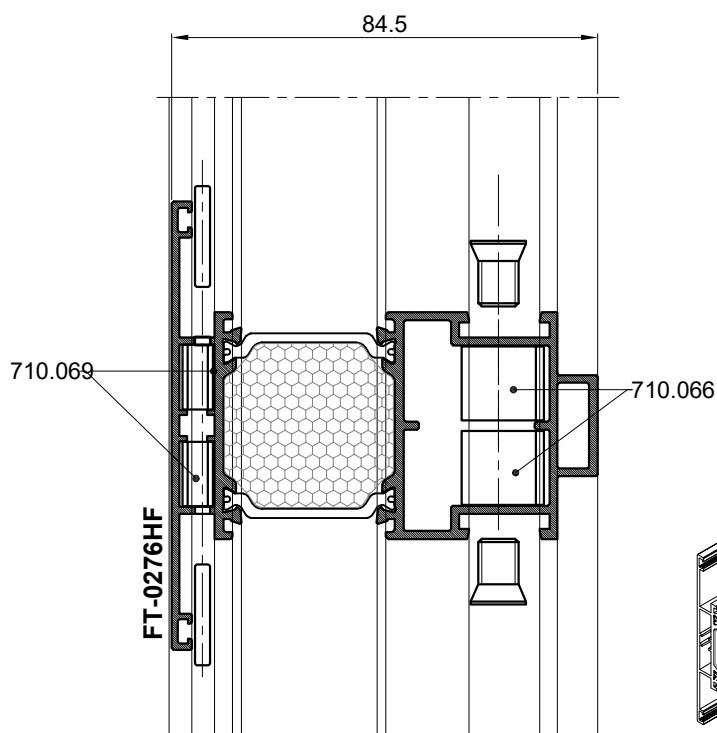
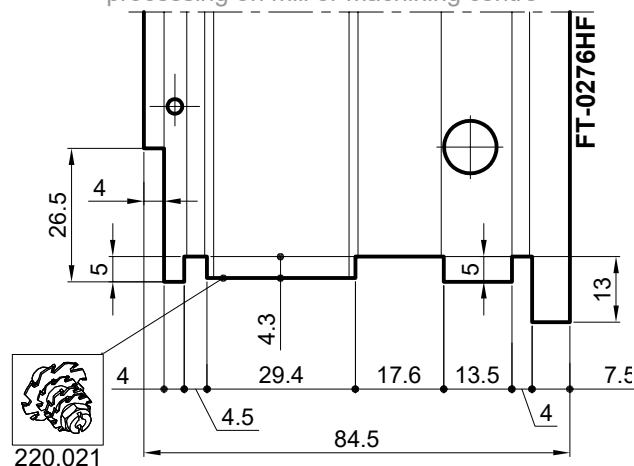
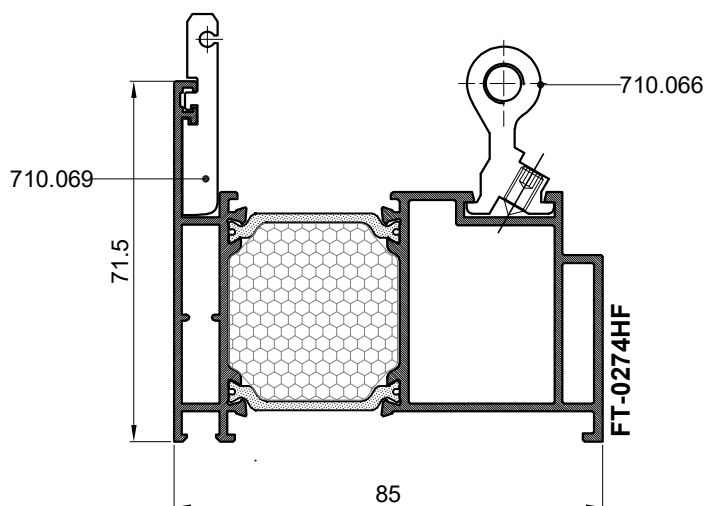
-obrada na glodalici ili obradnom centru

#### PROCESSING OF MULLION PROFILE

-processing with bundle of milling cutters  
for mullion processing

art.220.021

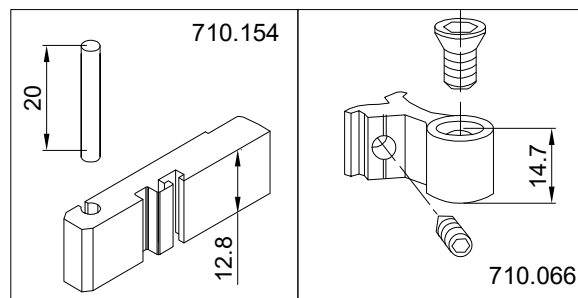
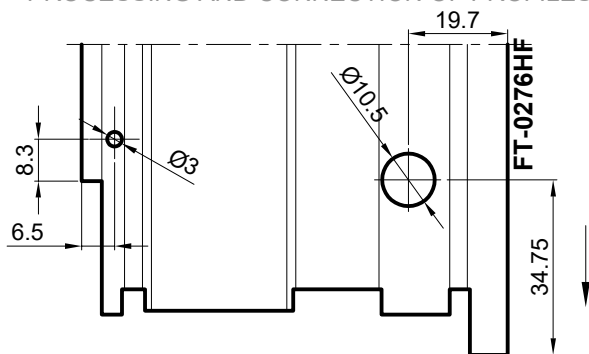
-processing on mill or machining centre





### OBRADA I SPAJANJE PROFILA FT-0276HF I FT-0276HF VEZNICIMA

### PROCESSING AND CONNECTION OF PROFILES FT-0276HF I FT-0276HF WITH CONNECTORS



#### OBRADA PROFILA PREČKE

-obrada snopom glodala za obradu prečki

art.220.021

-obrada na glodalici ili obradnom centru

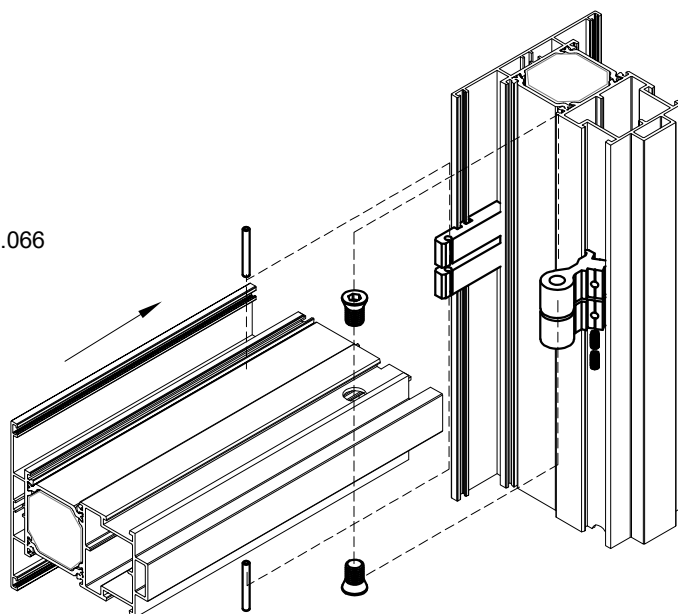
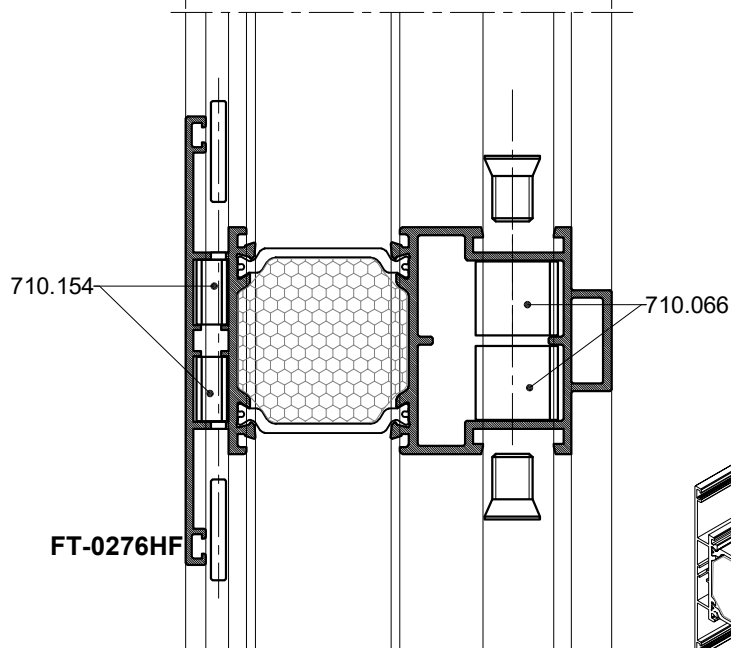
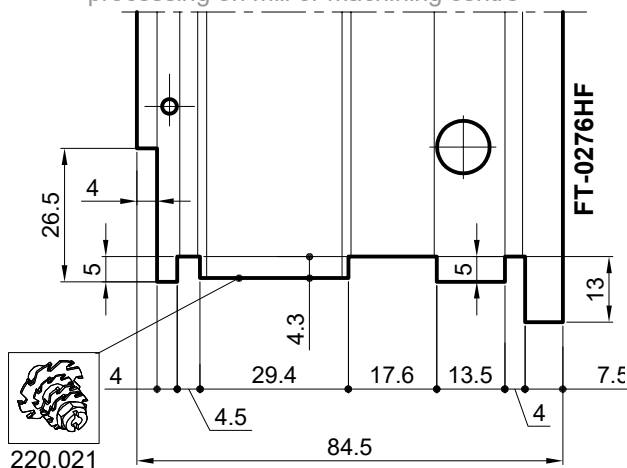
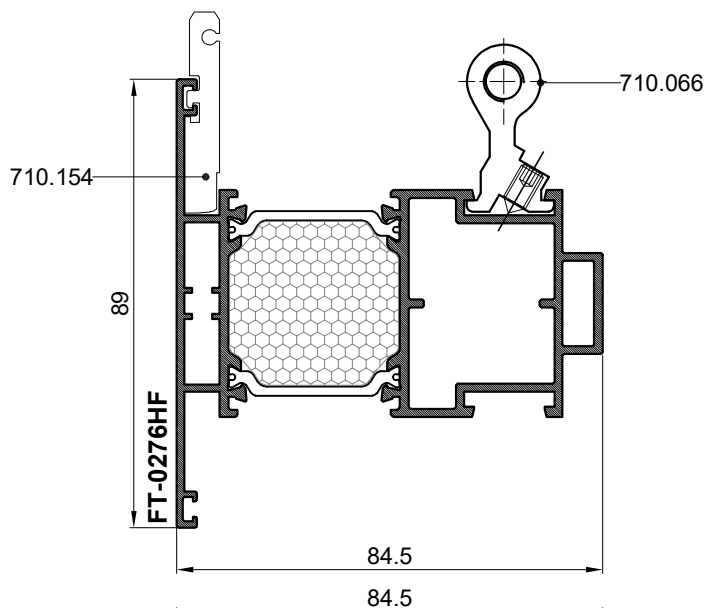
PROCESSING OF MULLION PROFILE

-processing with bundle of milling cutters

for mullion processing

art.220.021

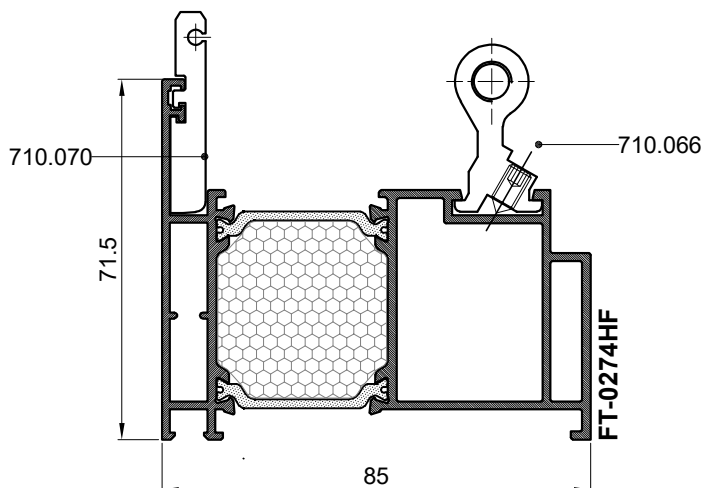
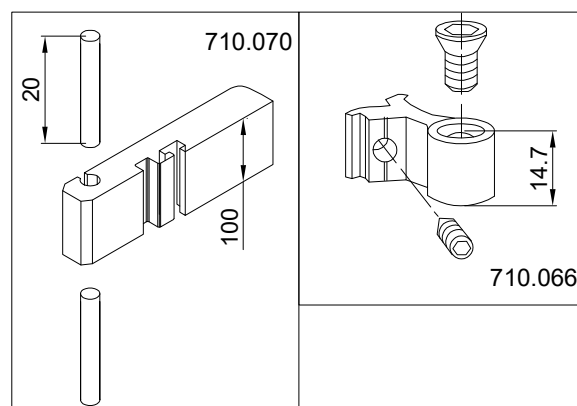
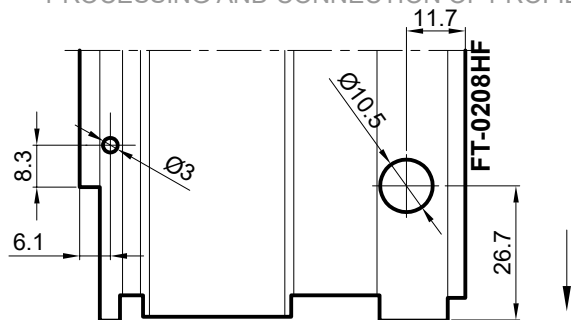
-processing on mill or machining centre





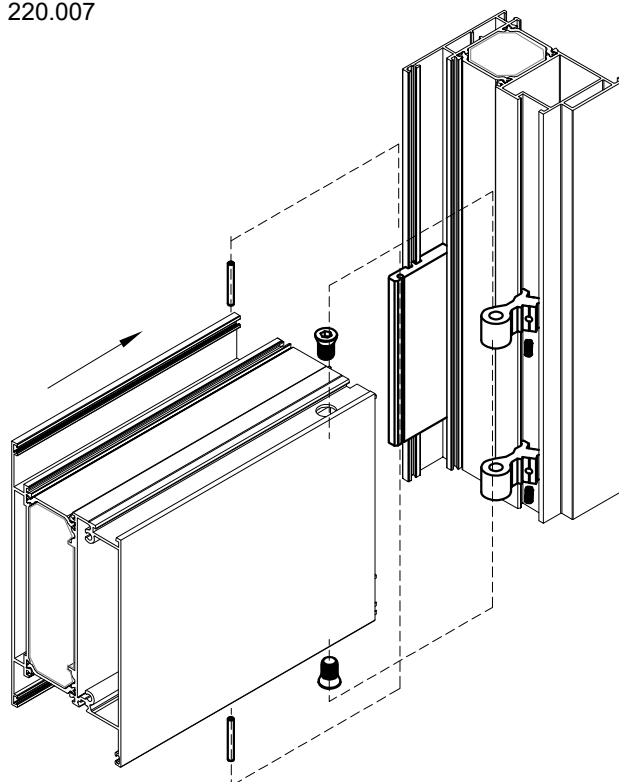
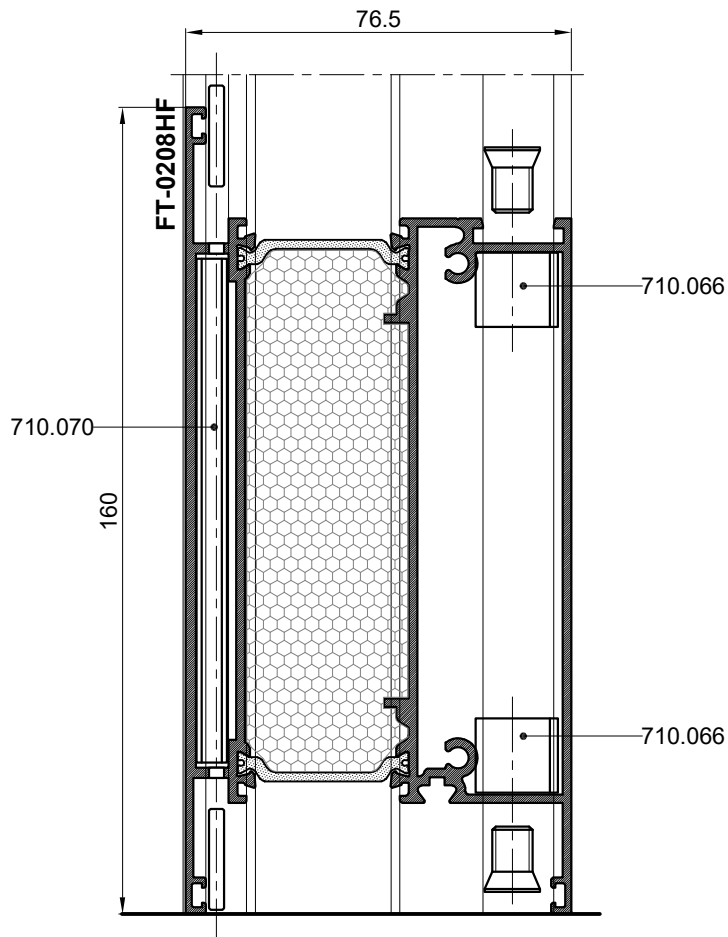
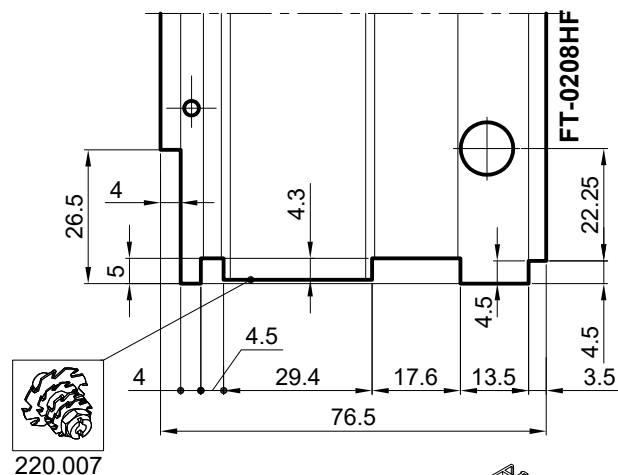
### OBRADA I SPAJANJE PROFILA FT-0274HF i FT-0208HF VEZNICIMA

### PROCESSING AND CONNECTION OF PROFILES FT-0274HF i FT-0208HF WITH CONNECTORS



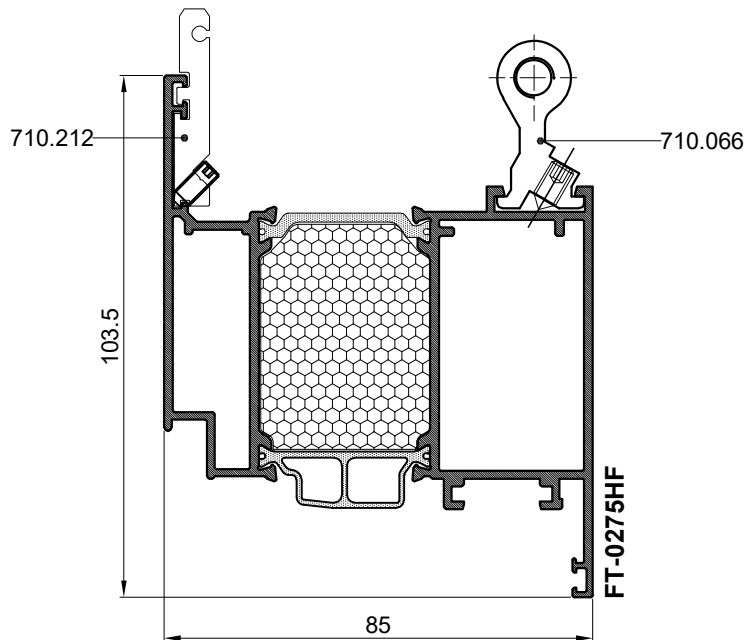
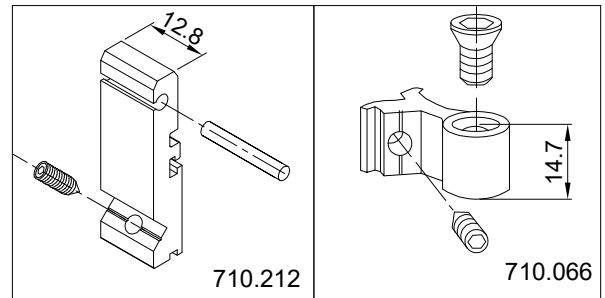
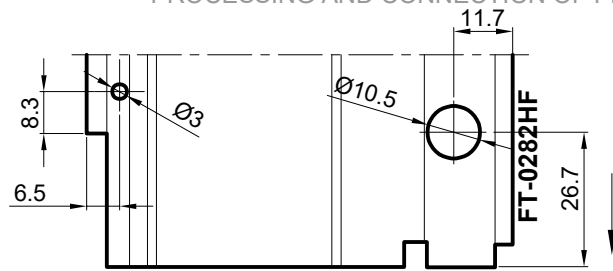
OBRADA PROFILA PARAPETNE PREČE  
-obrada snopom glodala za obradu prečki  
art.220.007

-obrada na glodalici ili obradnom centru  
PROCESSING OF SPANDREL MULLION PROFILE  
-processing with bundle of milling cutters for mullion  
processing art.220.007  
-processing on mill or machining centre

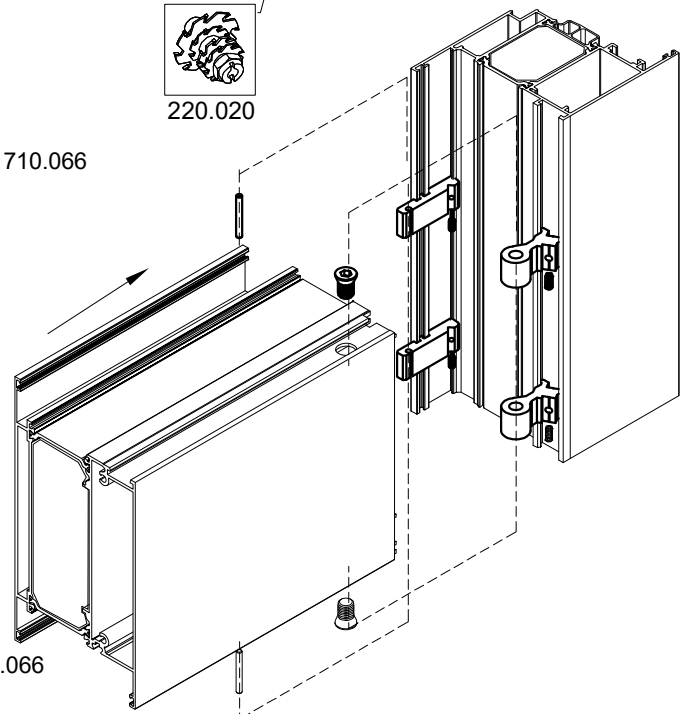
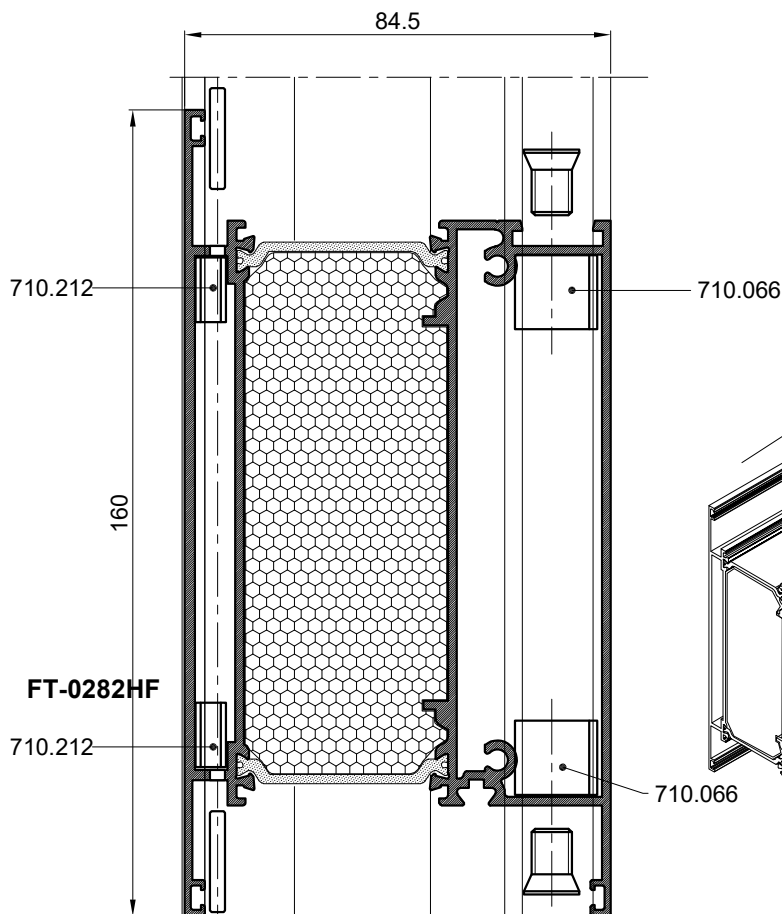
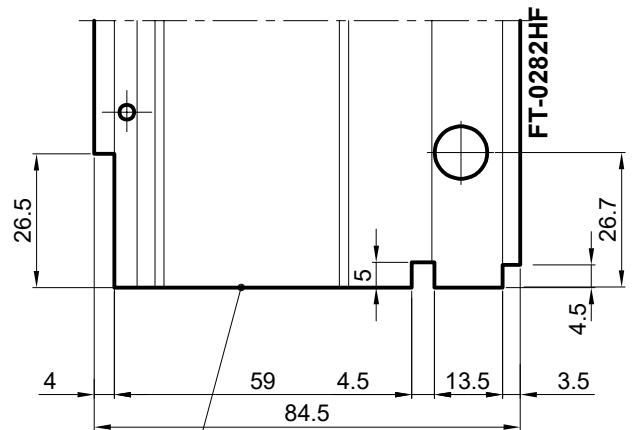


### OBRADA I SPAJANJE PROFILA FT-0275HF i FT-0282HF VEZNICIMA

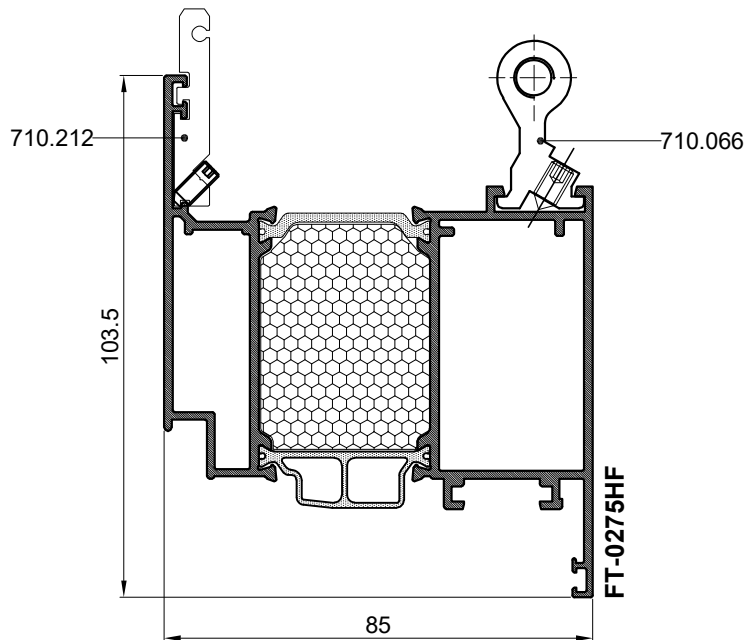
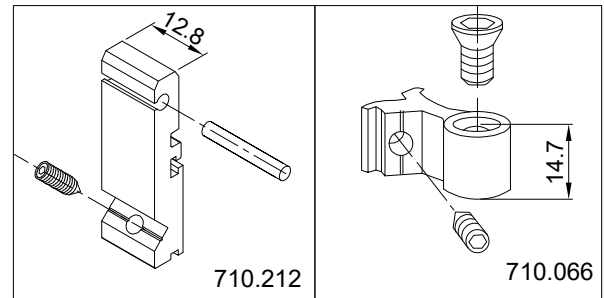
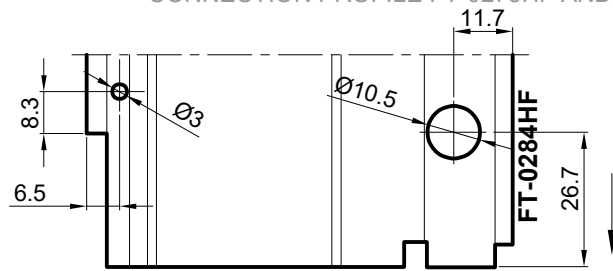
### PROCESSING AND CONNECTION OF PROFILES FT-0275HF i FT-0282HF WITH CONNECTORS



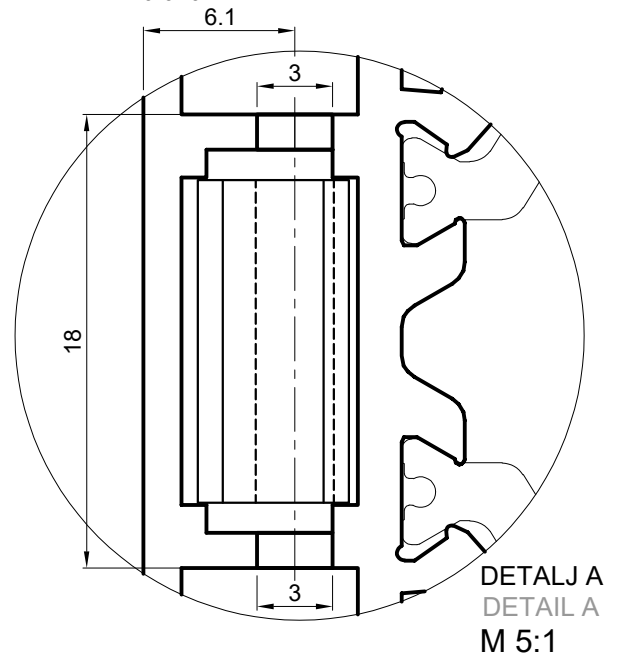
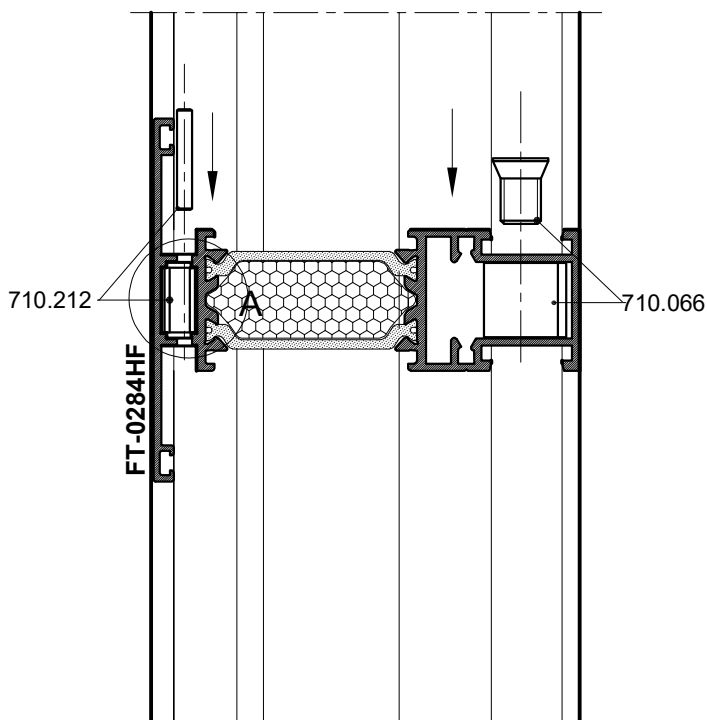
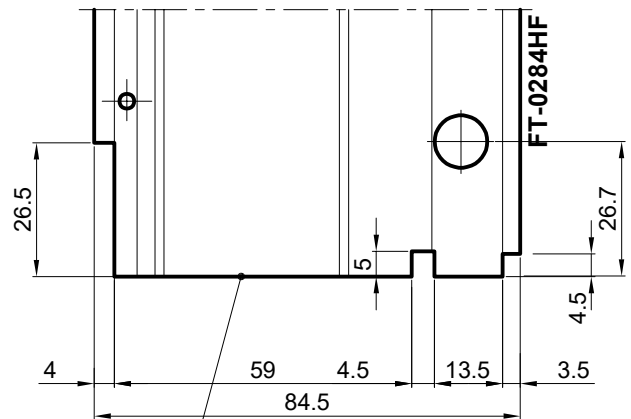
Obrada profila parapetne prečke  
-obrada snopom glodala art.220.020  
-obrada na glodalici ili obradnom centru  
Processing of spandrel mullion profile  
-processing with bundle of milling cutters, art.220.020  
-processing on mill or machining centre



### SPAJANJE PROFILA FT-0275HF I FT-0284HF VEZNICIMA CONNECTION PROFILE FT-0275HF AND FT-0284HF WITH CONNECTORS

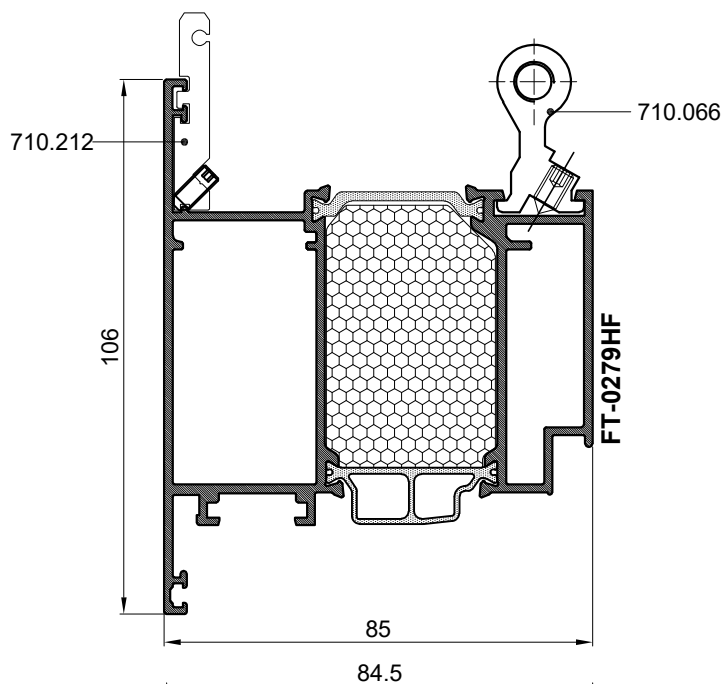
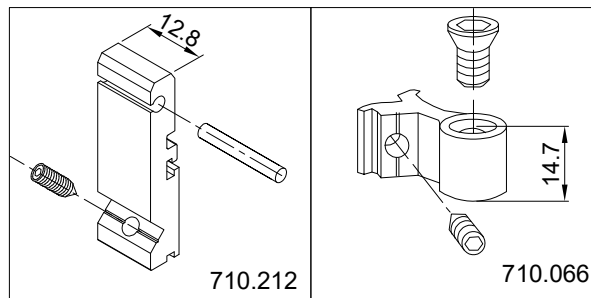
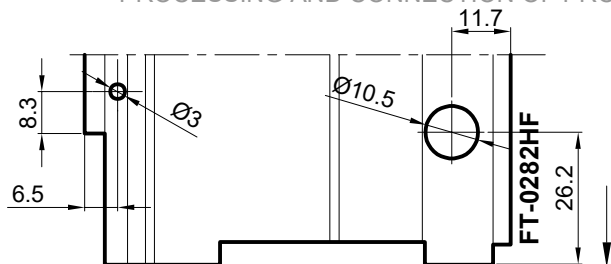


Obrada profila parapetne prečke  
-obrada snopom glodala art.220.020  
-obrada na glodalici ili obradnom centru  
Processing of spandrel mullion profile  
-processing with bundle of milling cutters,art.220.020  
-processing on mill or machining centre

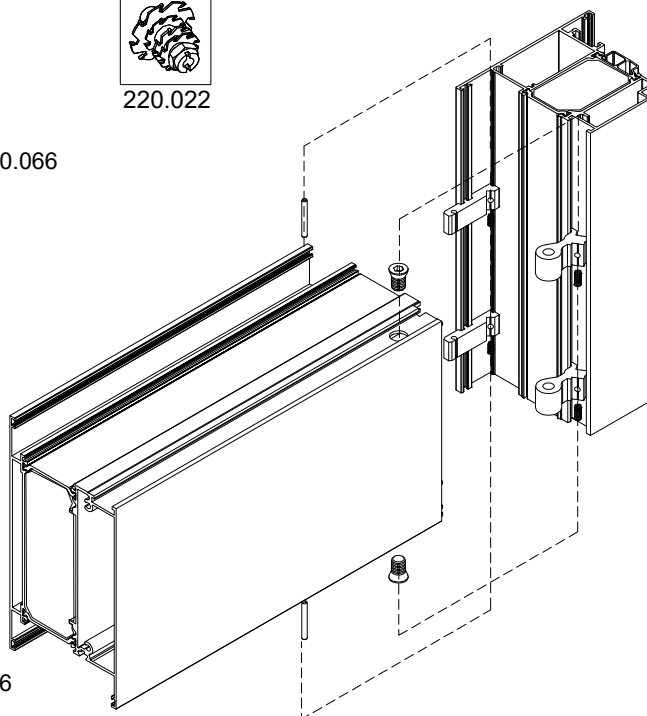
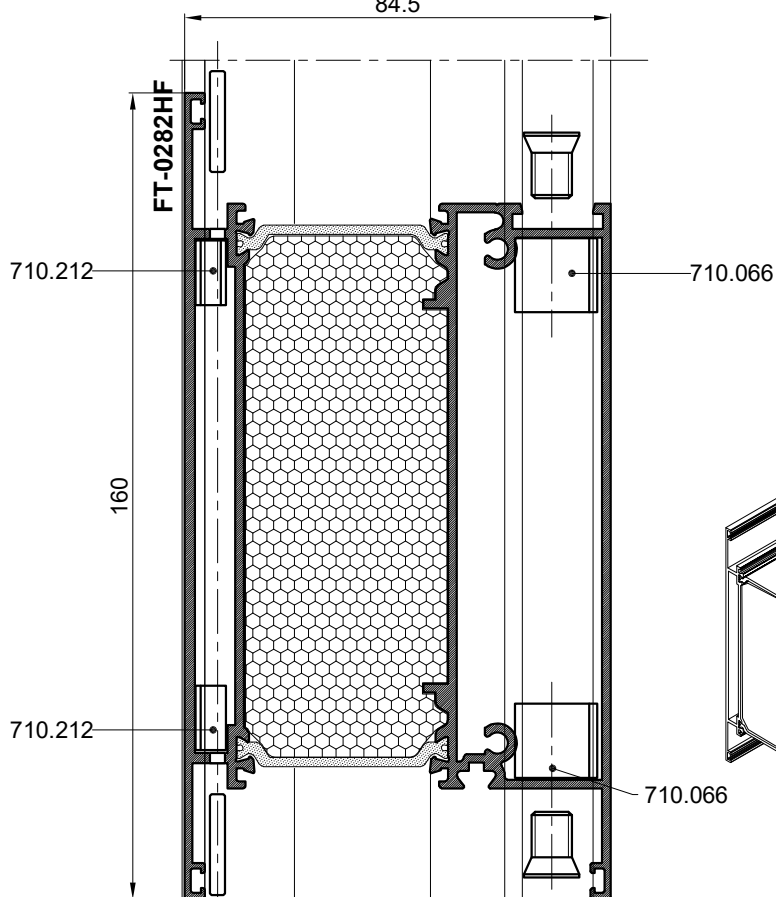
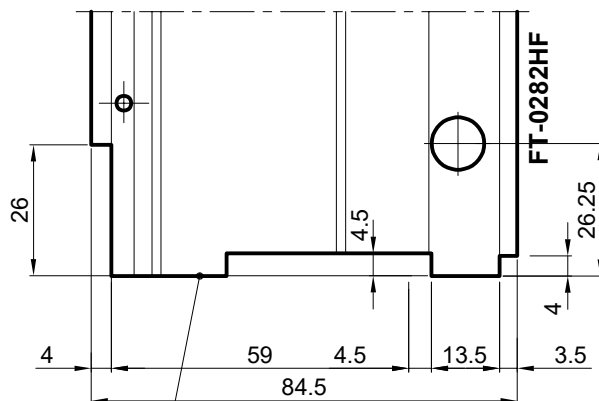


### OBRADA I SPAJANJE PROFILA FT-0279HF i FT-0282HF VEZNICIMA

### PROCESSING AND CONNECTION OF PROFILES FT-0279HF i FT-0282HF WITH CONNECTORS

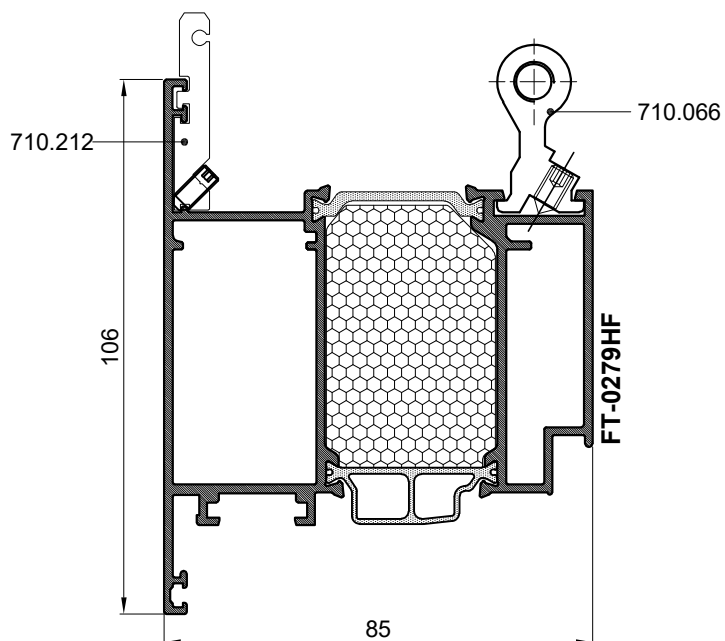
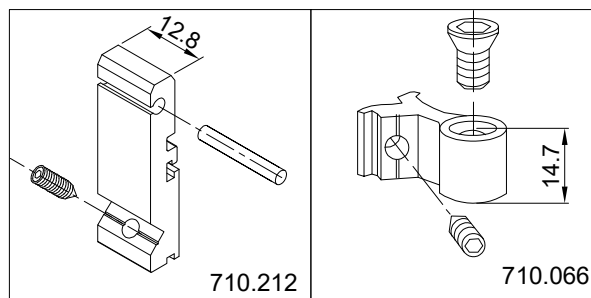
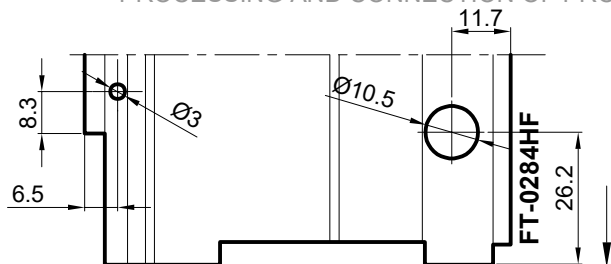


Obrada profila parapetne prečke  
-obrada snopom glodala art.220.022  
-obrada na glodalici ili obradnom centru  
Processing of spandrel mullion profile  
-processing with bundle of milling cutters, art.220.022  
-processing on mill or machining centre



### OBRADA I SPAJANJE PROFILA FT-0279HF I FT-0284HF VEZNICIMA

### PROCESSING AND CONNECTION OF PROFILES FT-0279HF I FT-0284HF WITH CONNECTORS



#### Obrada profila parapetne prečke

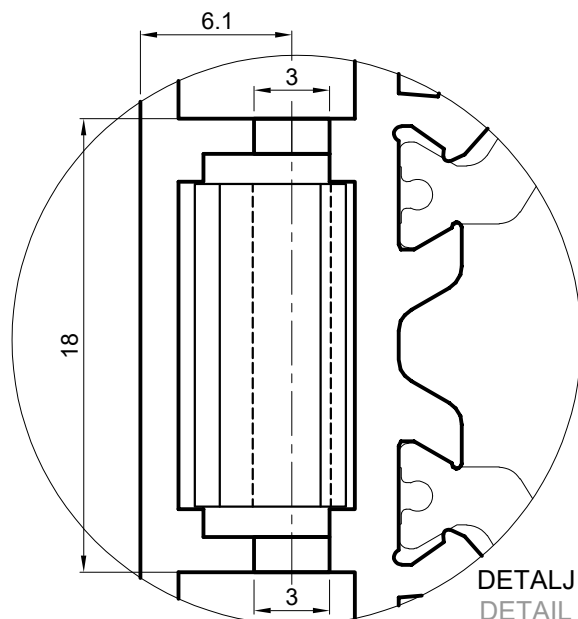
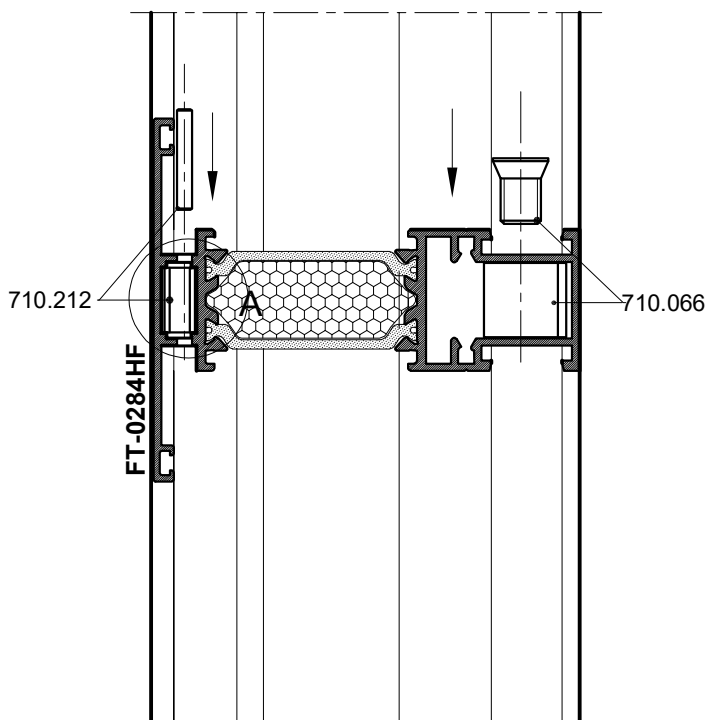
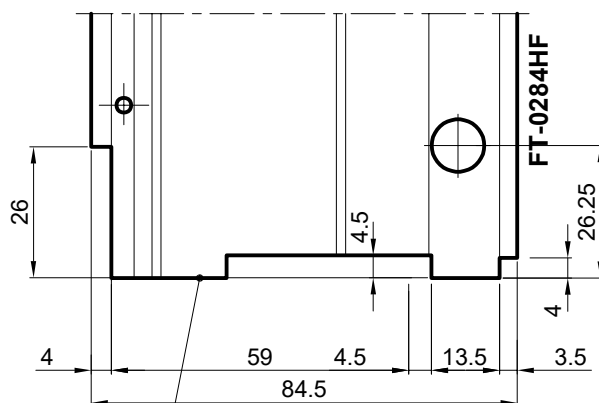
-obrada snopom glodala art.220.022

-obrada na glodalici ili obradnom centru

Processing of spandrel mullion profile

-processing with bundle of milling cutters, art.220.022

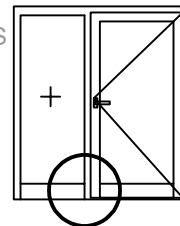
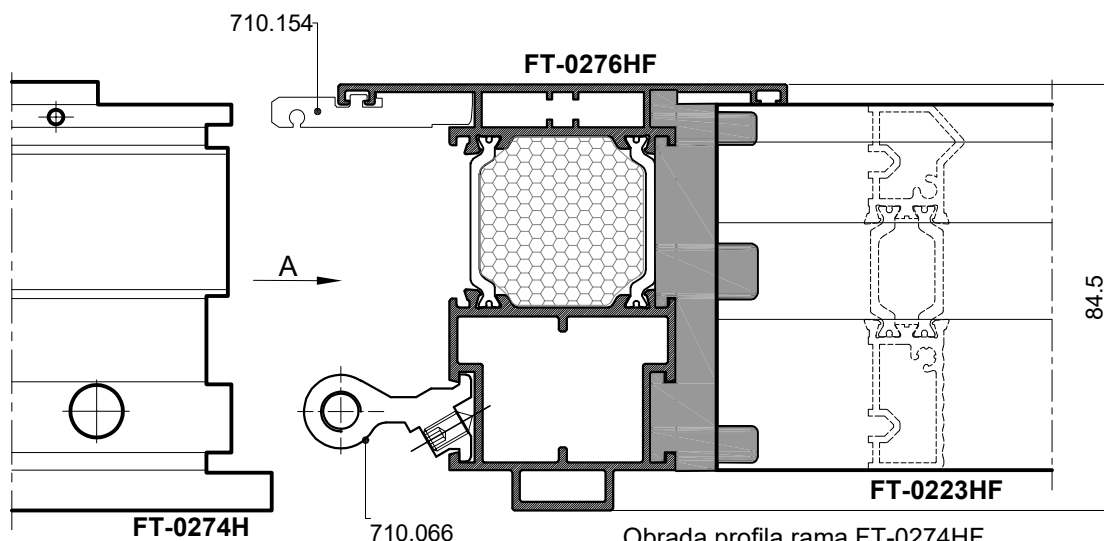
-processing on mill or machining centre



DETALJ A  
DETAIL A  
M 5:1

### OBRADA I SPAJANJE PROFILA FT-0276HF I FT-0274HF VEZNICIMA

### PROCESSING AND CONNECTION OF PROFILES FT-0276HF I FT-0274HF WITH CONNECTORS



#### Obrada profila rama FT-0274HF

-obrada snopom glodala za obradu prečki art.220.021

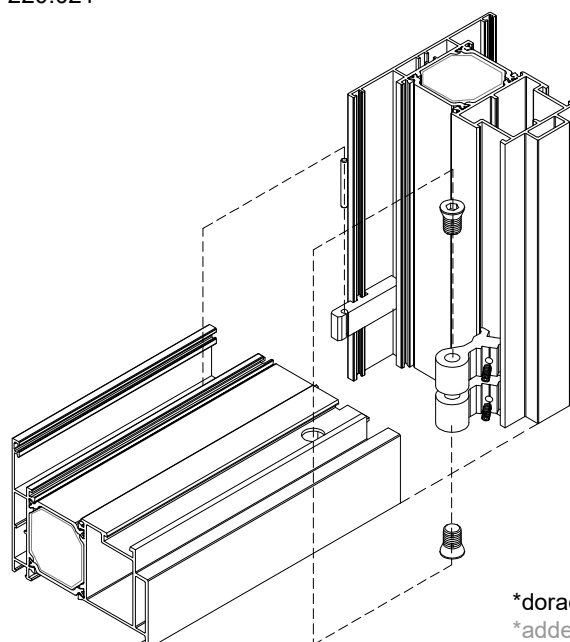
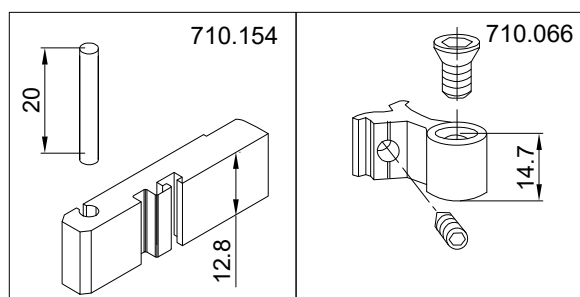
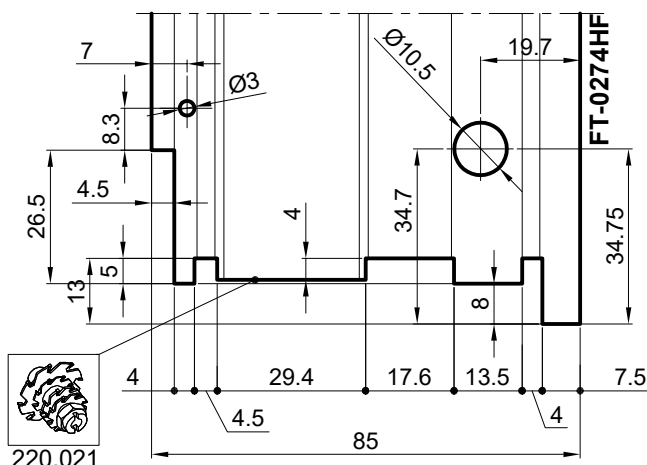
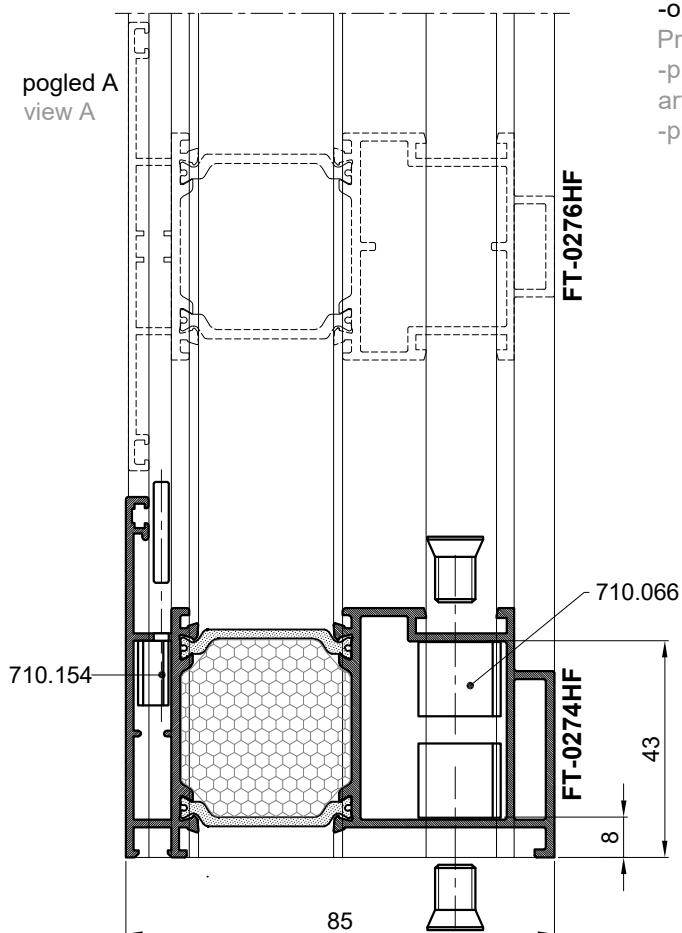
-obrada na glodalici ili obradnom centru

Processing of frame profile FT-0274HF

-processing with bundle of milling cutters for mullion processing art.220.021

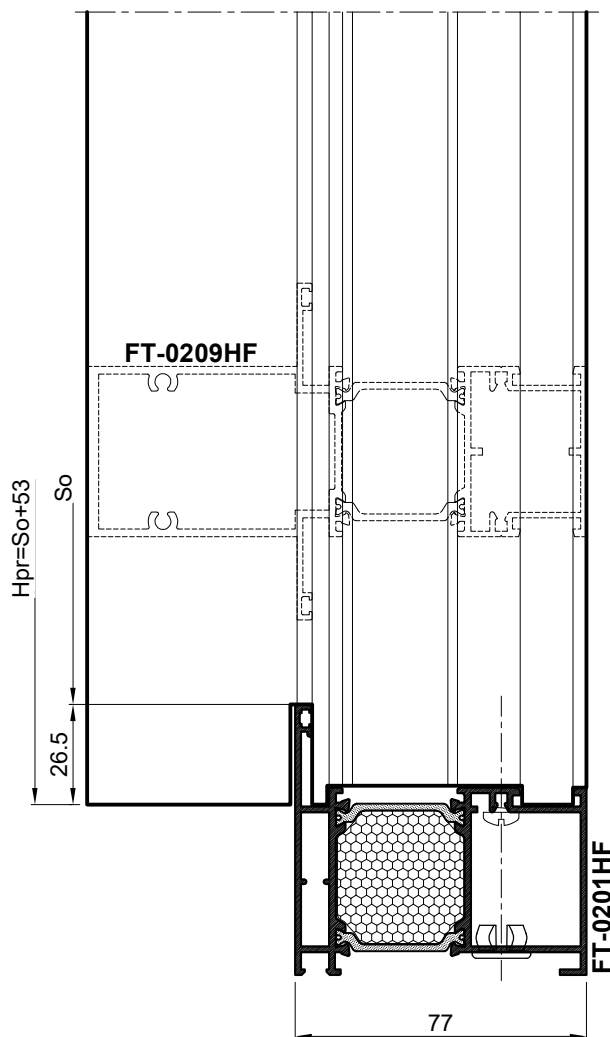
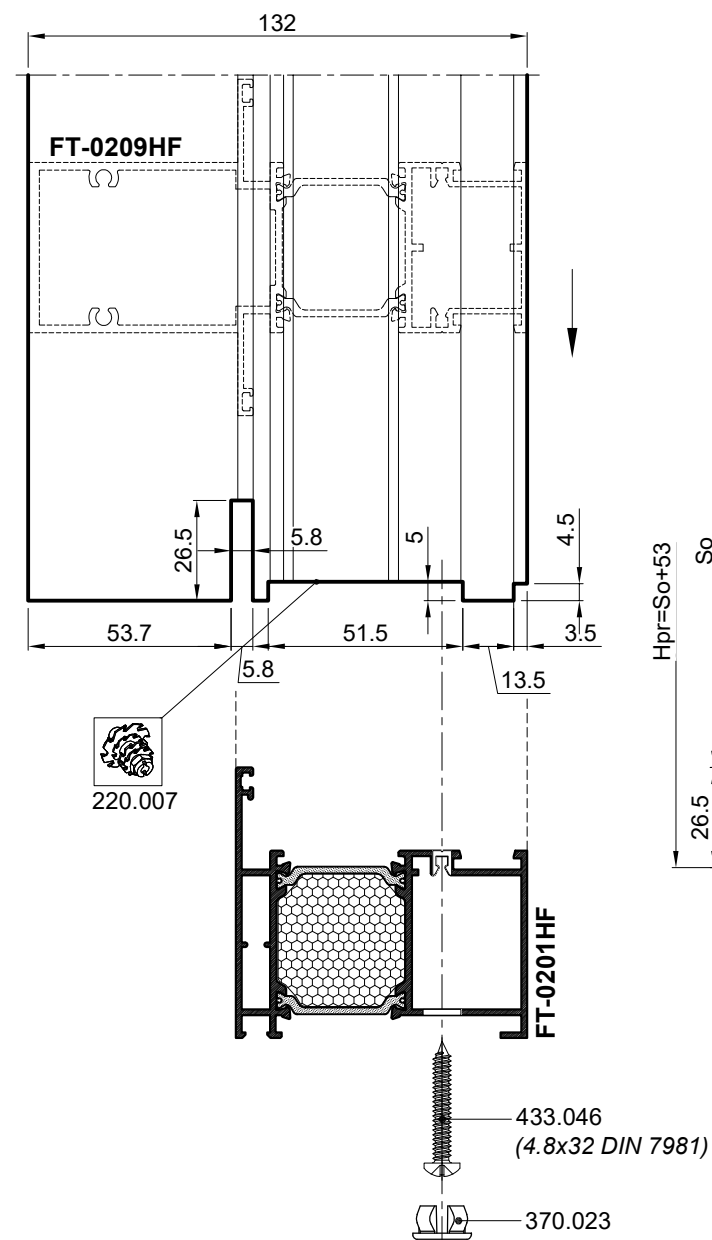
-processing on mill or machining centre

pogled A  
view A

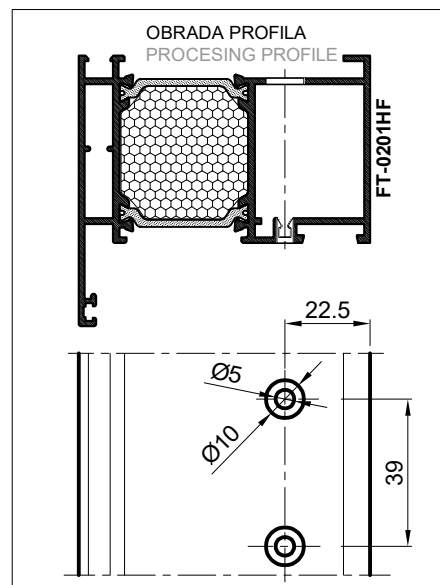
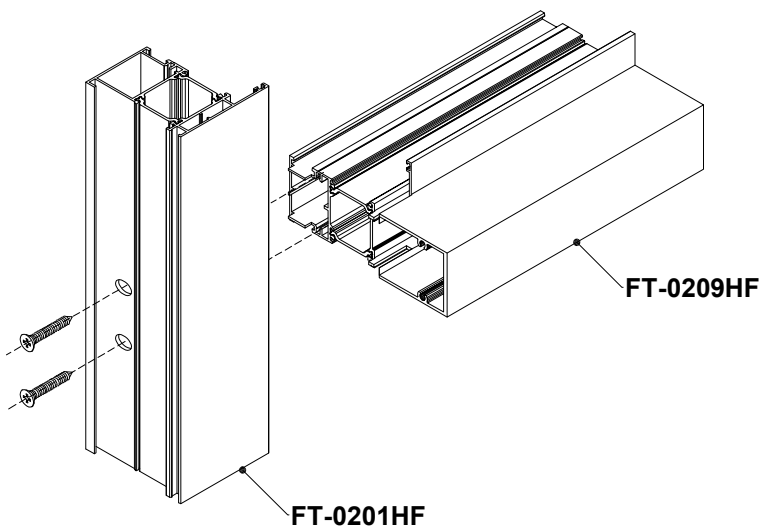


\*dorađeno  
\*added

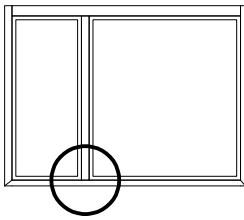
### SPAJANJE PROFILA PREČKE FT-0209HF I RAMA VIJCIMA CONNECTION OF MULLION FT-0209HF AND PROFILE WITH SCREWS



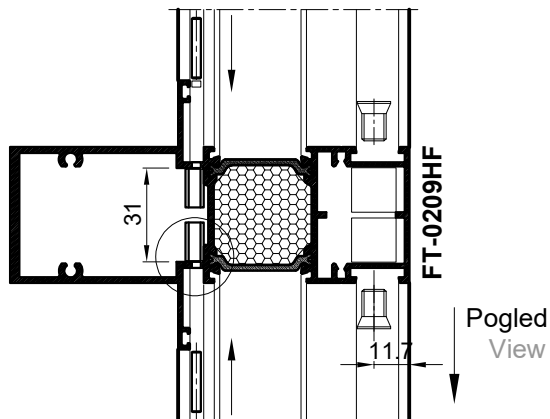
Mjera pilanja prečke:  
Lpr=So /svijetli otvor/ + 53 mm  
Cutting length of mullion:  
Lmu=So /light opening/ + 53 mm



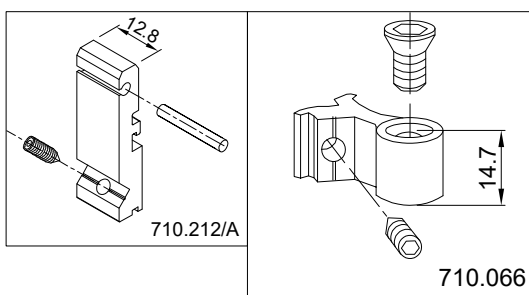
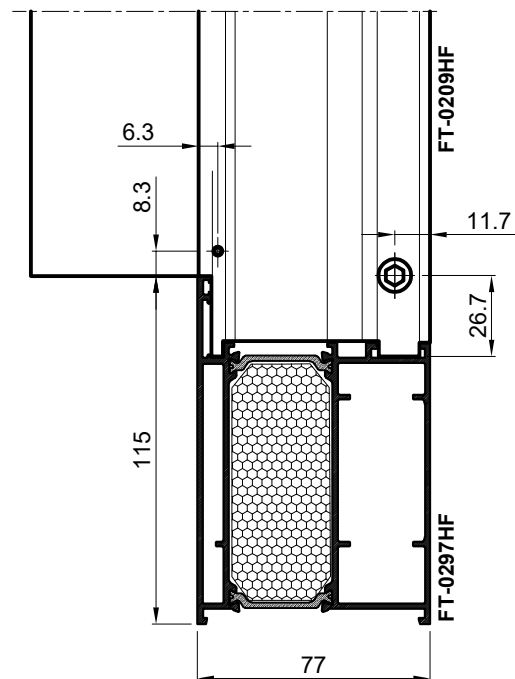
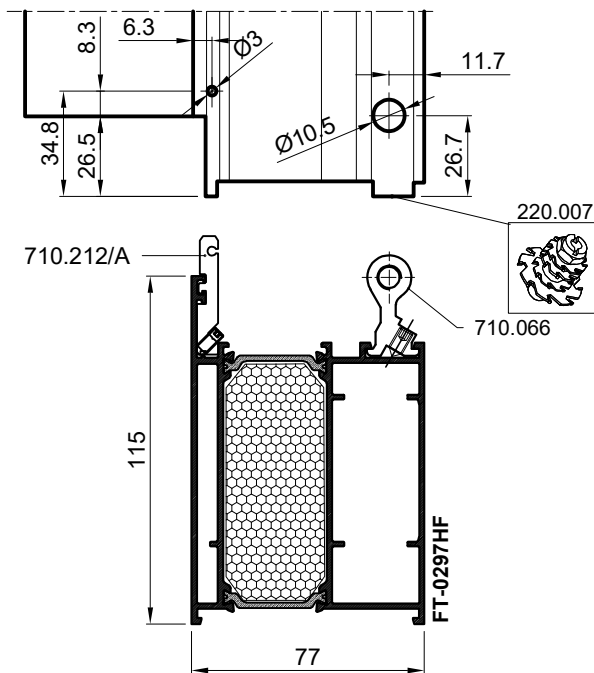
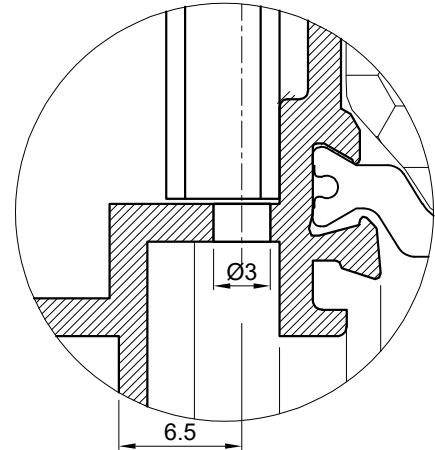




## SPAJANJE PROFILA FT-0297HF i FT-0209HF VEZNICIMA CONNECTION OF PROFILE FT-0297HF and FT-0209HF WITH CONNECTORS



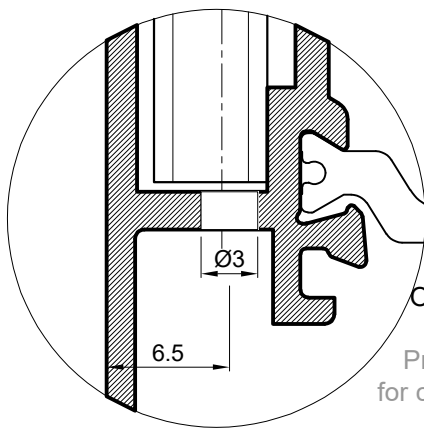
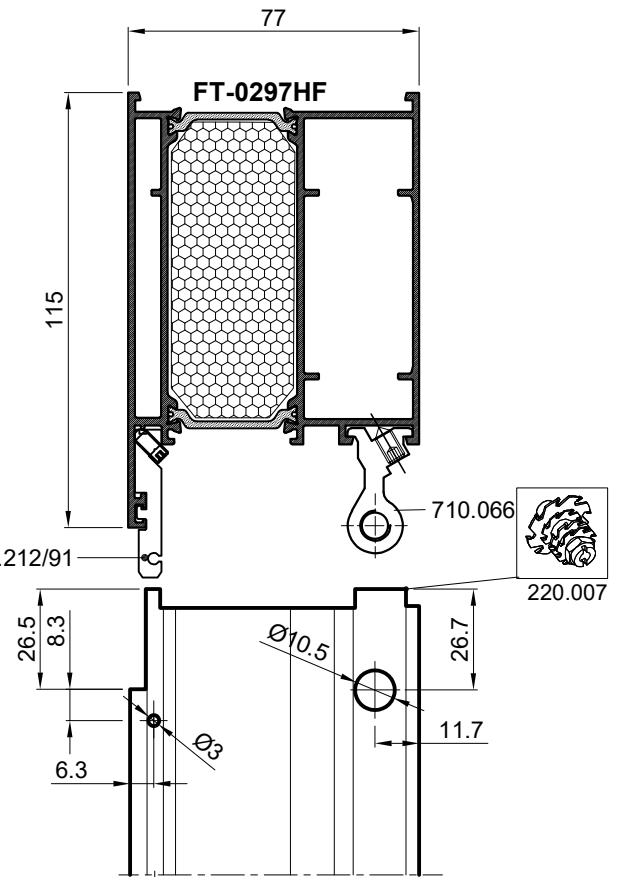
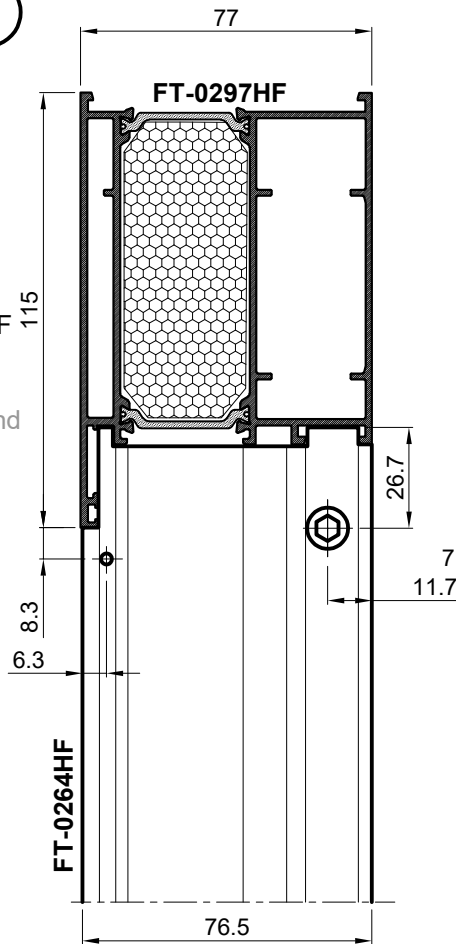
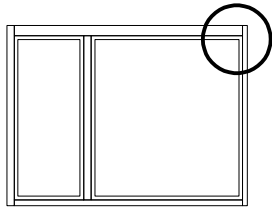
Obrada za  
veznik  
Processing  
for connector



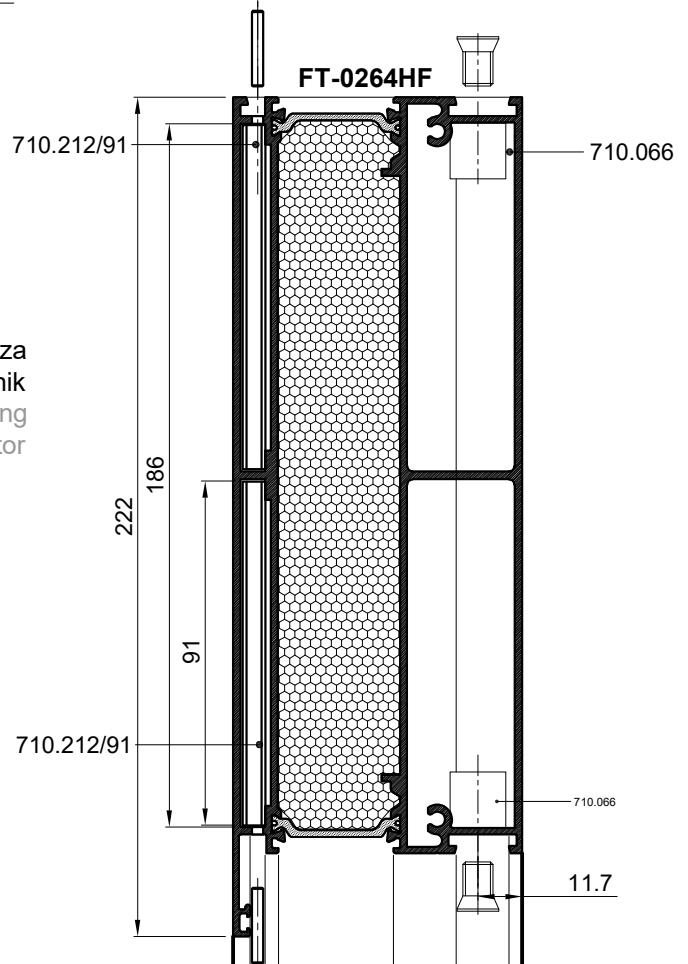
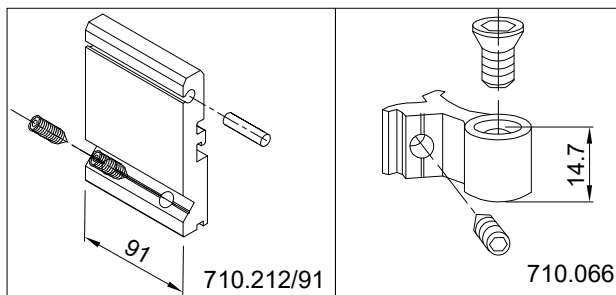


### SPAJANJE PROFILA FT-0297HF i FT-0264HF VEZNICIMA CONNECTION OF PROFILE FT-0297HF and FT-0264HF WITH CONNECTORS

SPAJANJE PROFILA  
FT-0297HF i FT-0264HF  
VEZNICIMA  
CONNECTION OF  
PROFILE FT-0297HF and  
FT-0264HF WITH  
CONNECTORS



Obrada za  
veznik  
Processing  
for connector

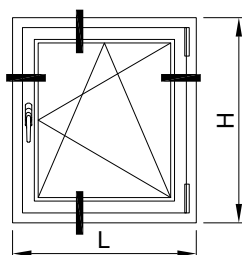




# Rezne liste

## Cutting lists





### PROFILI PROFILES

		kom pcs	mjera measure	pilanje cutting
FT-0201HF	vodoravnica okvira	2	L	45-45
FT-0201HF	okomica okvira	2	H	45-45
FT-0203HF	vodoravnica krila	2	Lkr=L-87	45-45
FT-0203HF	okomica krila	2	Hkr=H-87	45-45
Z40-666	vodoravna lajsna	2	Lkr-93	90-90
Z40-666	okomita lajsna	2	Hkr-137	90-90
NC-1459	klizač			90-90
Z40-657	okapnica	1	Lkr-70	90-90

### OKOVI HARDWARE

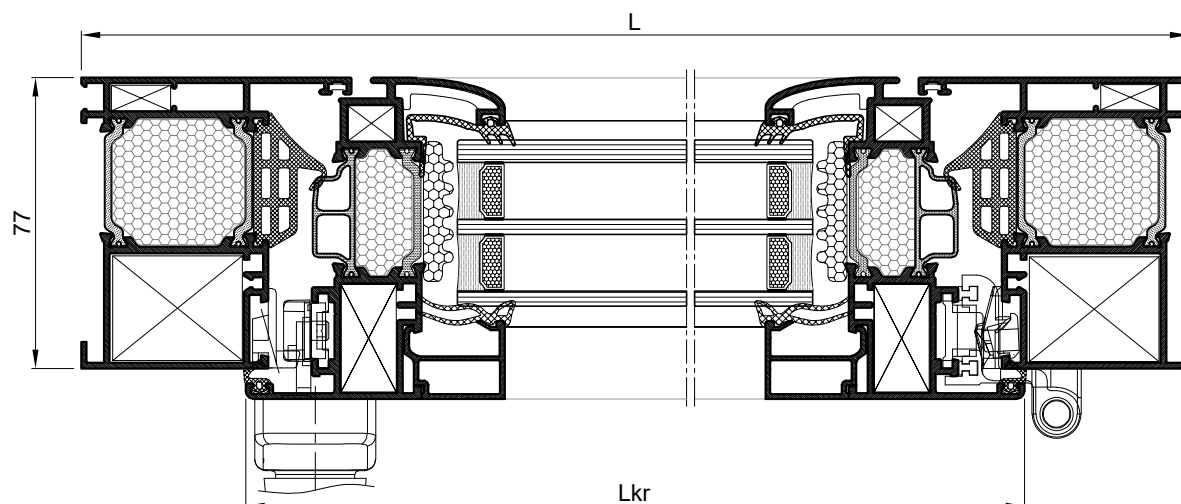
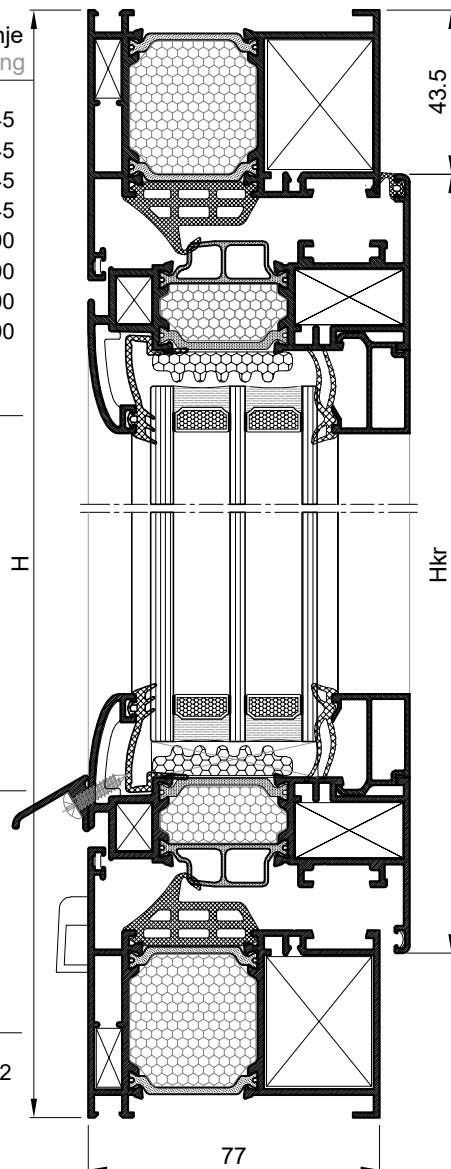
		kom pcs	
730.009	kutnik rama	4	frame corner bracket
730.008	kutnik krila	4	sash corner bracket
730.005	pomoćni kutnik krila	4	support sash cor. brac.
710.452	pomoćni kutnik rama	4	support frame cor. brac.
710.443	pomoćni kutnik krila	4	support sash cor. brac.
730.001	pomoćni kutnik krila	4	support sash cor. brac.
730.002	pomoćni kutnik rama	4	support frame cor. brac.
134.026	draj kip mehanizam	1	tilt and turn mechanism
373.003	maska za drenažni otvor	2	mask for drainage holes
433.017	vijak 3.9x16 za Z40-657	4	screw 3.9x16 for Z40-657

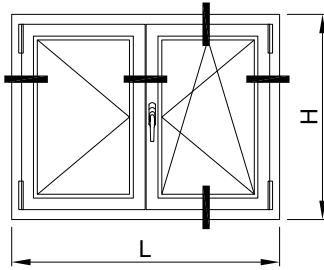
### BRTVE GASKETS

		kom pcs	mjera measure
337.002	srednja brtva		2L+2H
321.006	brtva u krilu		2L+2H
321.004	brtva prema staklu		2L+2H
311.003	brtva prema staklu		2L+2H
333.009	kutni umetak	4	

### STAKLO GLASS

	kom pcs	mjera measure
44 mm	1	Lkr-112 x Hkr-112



PROFILI  
PROFILES

			kom pcs	mjera measure	pilanje cutting
FT-0201HF	vodoravnica okvira	horizontal frame profile	2	L	45-45
FT-0201HF	okomica okvira	vertical frame profile	2	H	45-45
FT-0203HF	vodoravnica krila	horizontal sash profile	4	Lkr=L/2-46	45-45
FT-0203HF	okomica krila profil	vertical sash profile	4	Hkr=H-87	45-45
FT-0286HF	za okretanje	for turning	1	Hkr-68	90-90
Z40-666	vodoravna lajsna	horizontal bead	4	Lkr-93	90-90
Z40-666	okomita lajsna	vertical bead	4	Hkr-137	90-90
Z40-659	okapnica	drip edge	1	Lkr-70	90-90
Z40-659	okapnica	drip edge	1	Lkr-4	90-90

OKOVI  
HARDWARE

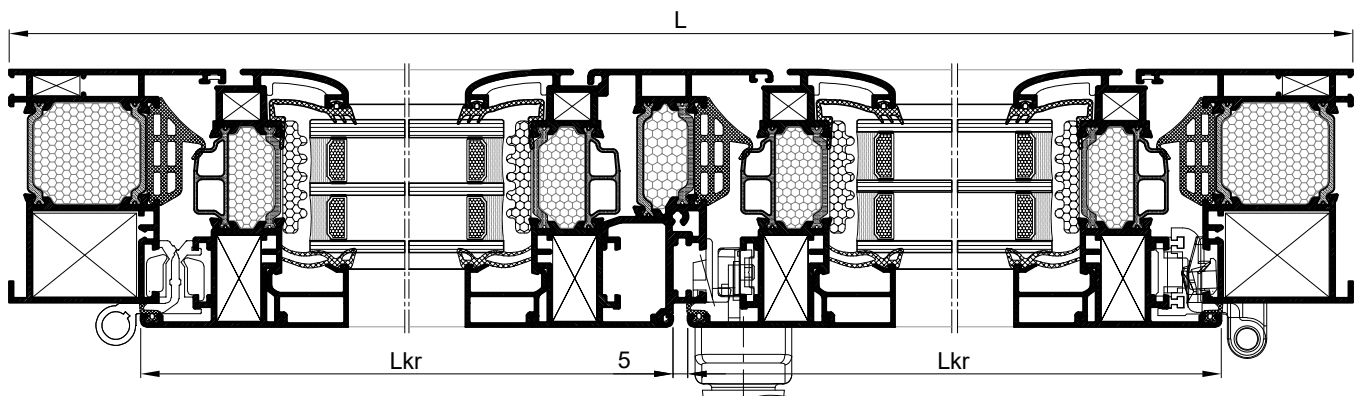
			kom pcs	
730.009	kutnik rama	frame corner bracket	4	
730.008	kutnik krila	sash corner bracket	8	
730.005	pomoćni kutnik krila	support sash corn. brac.	8	
710.452	pomoćni kutnik rama	support frame corn. brac.	4	
710.443	pomoćni kutnik krila	support sash corn. brac. support	8	
730.001	pomoćni kutnik krila	sash corn. brac. support frame	8	
730.002	pomoćni kutnik rama	corn. brac.	4	
111.001	dvodjelna šarka eurož.	two-part hinge eurog.	2	
134.006	draj kip mehanizam	tilt and turn mechanism	1	
134.001	okov za fiks. pom krila	locking mech. for auxiliary sash	1	
373.003	maska za drenažni otvor	mask for drainage holes	2	
365.062	čep-umetak za pr. FT-0286HF	cap-insert for pro. FT-0286HF	par	
433.017	vijak 3.9x16 za Z40-657	screw for Z40-657, 3.9x16	6	
433.046	vijak 4.8x32 za FT-0286HF	screw 4.8x32 for FT-0286HF	4	
433.134	vijak 4.8x38 za FT-0286HF	screw 4.8x38 for FT-0286HF	4	

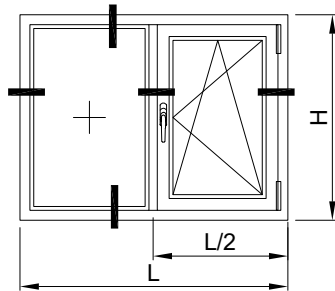
## GASKETS

			kom pcs	mjera measure
337.002	srednja brtva	middle gasket		2L+3H
321.006	brtva u krilu	gasket in sash		2L+4H
321.004	brtva prema staklu	gasket towards glass		2L+4H
311.003	brtva prema staklu	gasket towards glass		2L+4H
333.009	kutni umetak	corner insert	4	

STAKLO  
GLASS

	kom pcs	mjera measure
44 mm	2	Lkr-112 x Hkr-112





PROFILI PROFILES	kom pcs	mjera measure	pilanje cutting
---------------------	------------	------------------	--------------------

FT-0201HF	vodoravnica okvira	horizontal frame profile	2	L	45-45
FT-0201HF	okomica okvira	vertical frame profile	2	H	45-45
FT-0203HF	vodoravnica krila	horizontal sash profile	2	Lkr=L/2-51.5	45-45
FT-0203HF	okomica krila	vertical sash profile	2	Hkr=H-87	45-45
FT-0205HF	prečka okomita	vertical mullion	1	H-90	90-90
Z40-666	lajsna-fiksno vodoravna	bead-fixed horizontal	2	L/2-63.5	90-90
Z40-666	lajsna-fiksno okomita	bead-fixed vertical	2	H-143	90-90
Z40-666	lajsna-krilo vodoravna	bead-sash horizontal	2	Lkr-93	90-90
Z40-659	lajsna-krilo okomita	bead-sash vertikal	2	Hkr-137	90-90
NC-1459	klizač	slider			90-90

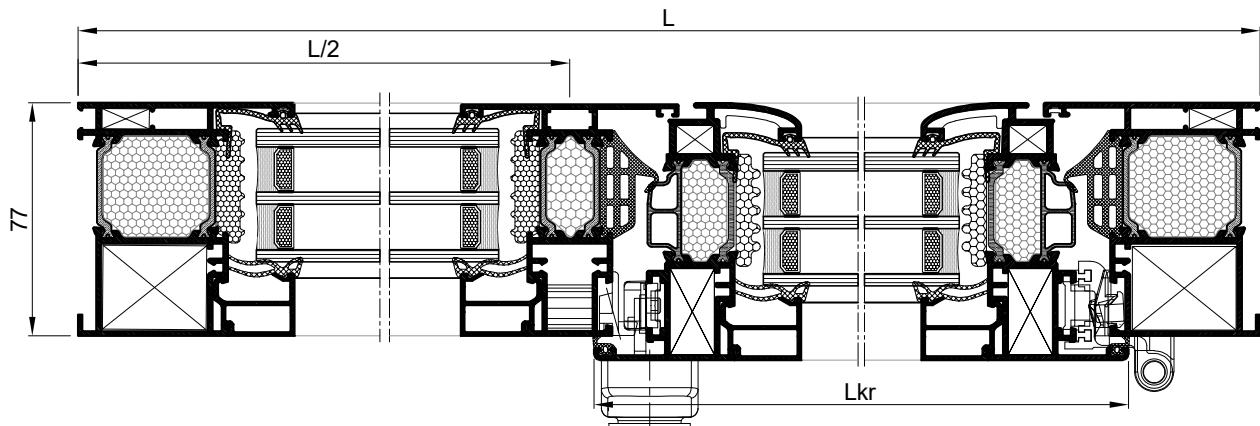
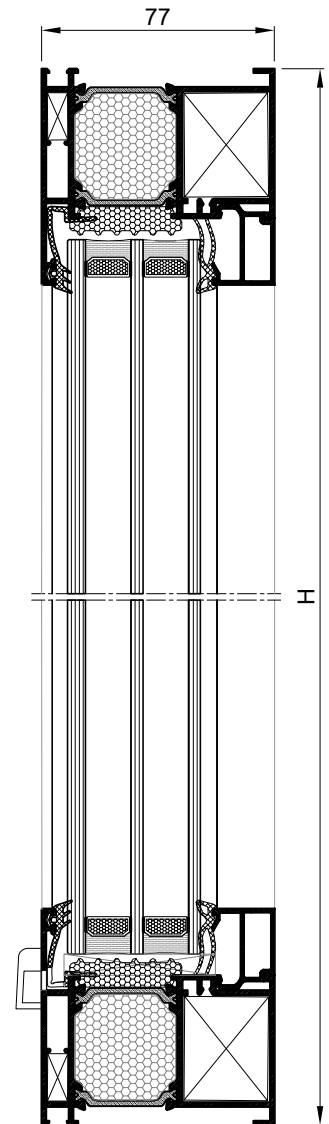
OKOVI HARDWARE	kom pcs
-------------------	------------

730.009	kutnik rama	frame corner bracket	4
730.008	kutnik krila	sash corner bracket	4
710.452	pomoćni kutnik rama	support frame corn. brac.	4
710.443	pomoćni kutnik krila	support sash corn. brac.	4
730.001	pomoćni kutnik krila	support sash corn. brac.	4
730.002	pomoćni kutnik rama	support sash corn. brac.	4
730.005	pomoćni kutnik krila	support frame corn. brac.	4
134.006	draj kip mehanizam	tilt and turn mechanism	1
710.066	veznik dodatni	additional connector	2
710.069	veznik	connector	2
433.017	vijak 3.9x16 za Z40-657	screw 3.9x16 for Z40-657	4

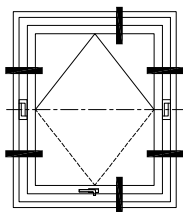
BRTVE GASKETS	kom pcs	mjera measure
------------------	------------	------------------

337.002	srednja brtva	middle gasket	L+2H
321.006	brtva u krilu	gasket in sash	L+2H
321.004	brtva prema staklu	gasket towards glass	2L+4H
311.003	brtva prema staklu	gasket towards glass	2L+4H
333.009	kutni umetak	corner insert	4

STAKLO STAKLO	kom kom	mjera mjera
44 mm	1	L/2-82.5 x H-118
44 mm	1	Lkr-112 x Hkr-112

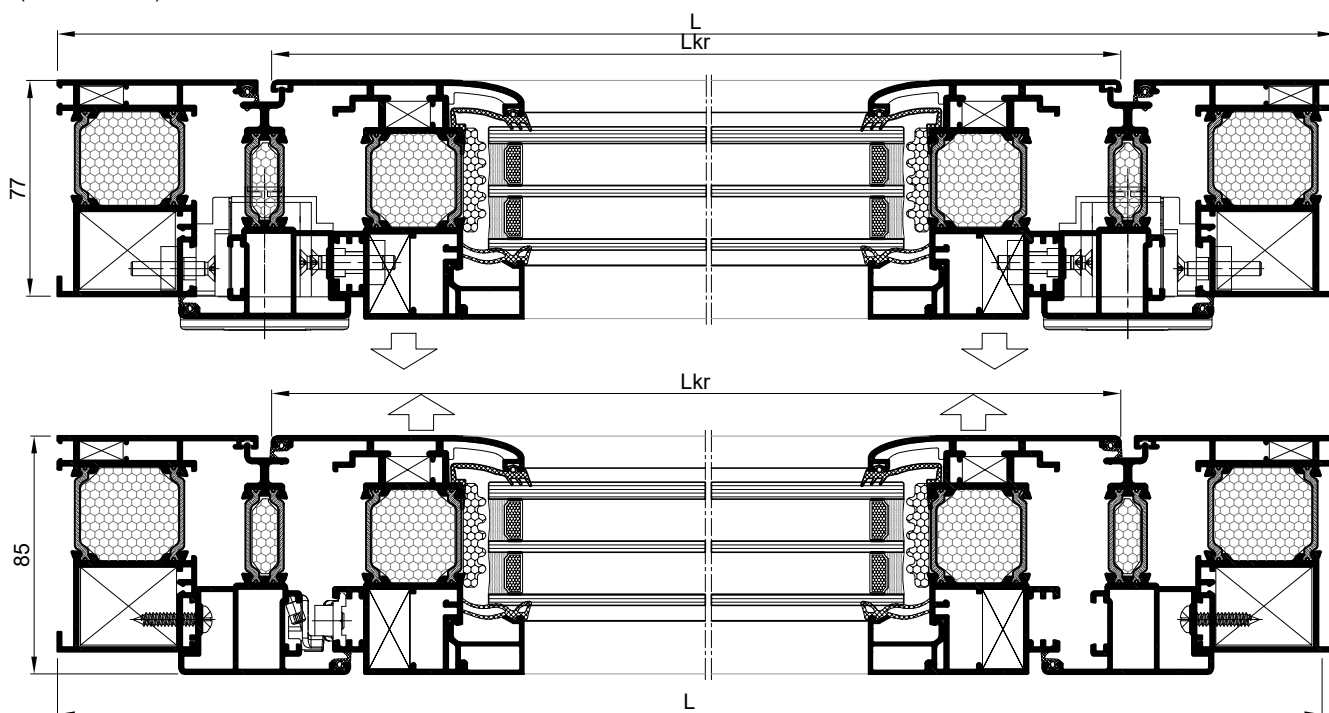
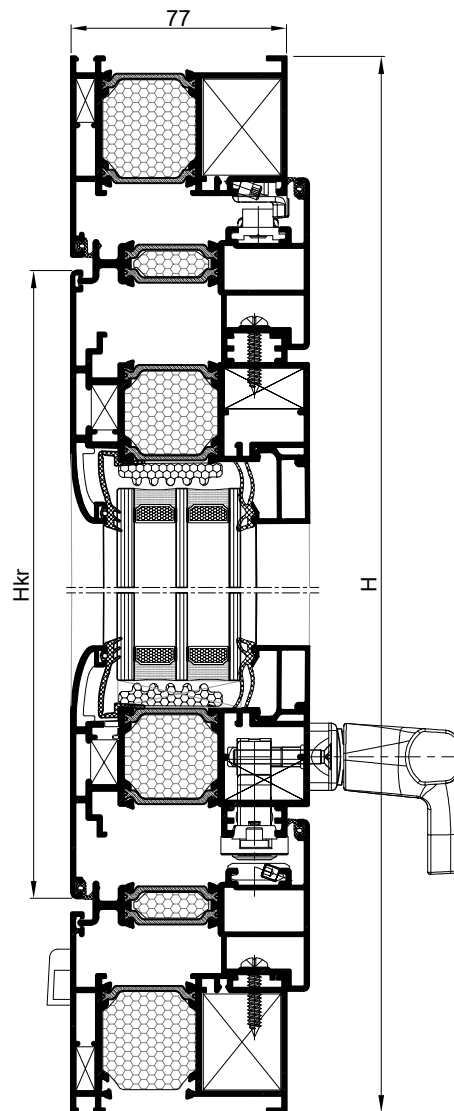




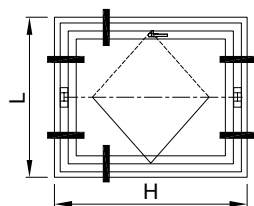
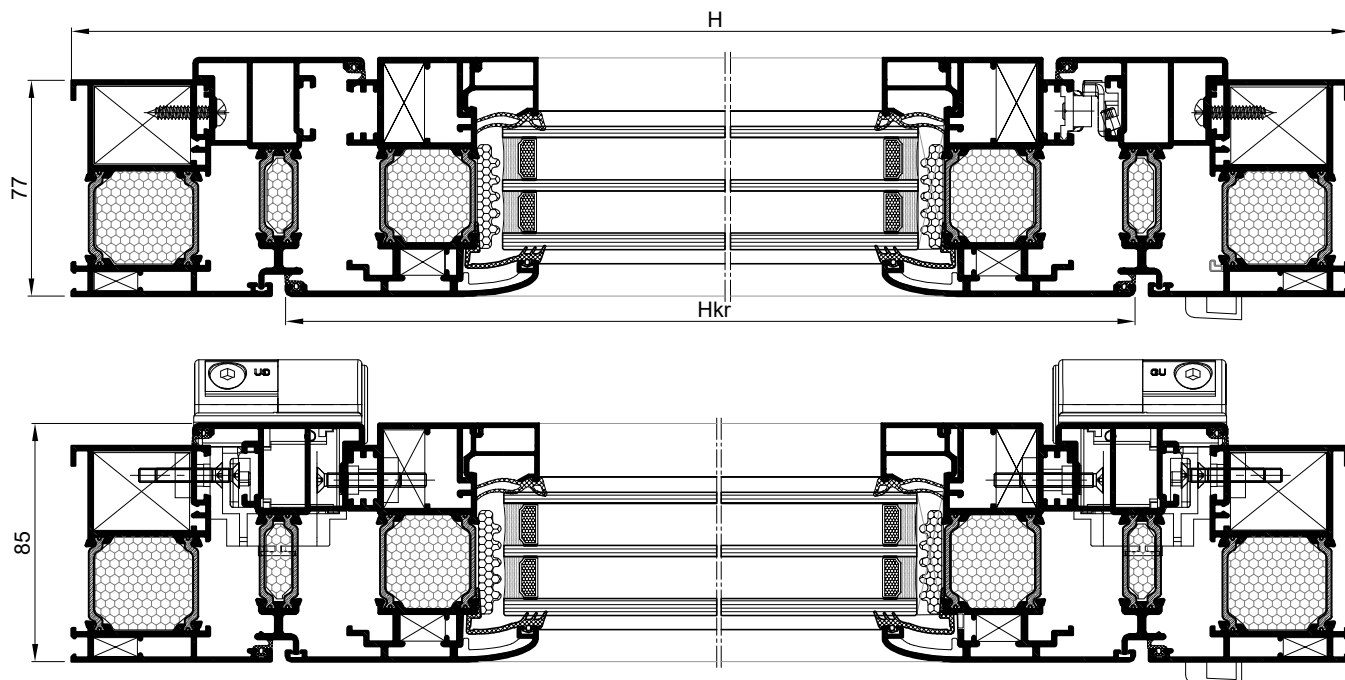


Jednokrilni prozor, otvaranje oko srednje ose -  
*Okov: UNITAS 18/3 (GU)*  
One-sash window, opening around middle axis  
*Hardware: UNITAS 18/3 (GU)*

Profil Profile	opis description	kom pcs	mjera measure	pilanje cutting
FT-0201HF	vodoravna rama horizontal frame profile	2	L	45-45
FT-0201HF	okomica rama vertical frame profile	2	H	45-45
FT-0210HF	vodoravnica krila horizontal sash profile	2	Lkr=L-153	45-45
FT-0210HF	okomica krila vertical sash profile	2	Hkr=H-153	45-45
FT-0213/AHF	vodoravna kombatuta horizontal flying mullion	2	H-87	45-45
FT-0213/AHF	okomita kombatuta g. vertical flying mullion	2	detalj details	
FT-0213/AHF	okomita kombatuta d. vertical flying mullion	2	detalj details	
Z40-666	staklolajsna vodoravna horizontal glazing bead	2	Lkr-136	90-90
Z40-666	staklolajsna okomita vertical glazing bead	2	Hkr-180	90-90
Vezni elementi Conn. elements	opis description	kom pcs		
710.072	kutnik rama frame corner bracket	4		
710.452	kutnik rama frame corner bracket	4		
710.458	kutnik krila sash corner bracket	4		
710.453	kutnik krila sash corner bracket	4		
730.005	kutnik krila sash corner bracket	4		
730.002	kutnik krila i rama sash and frame corner bracket	4(2+2)		
730.001	kutnik u komb. corner bracket in flying mullion	4		
373.003	maska otvora za kond. mask for drainage holes	2		
UNITAS 18/3	mehanizam za otvaranje opening mechanism	1		
Brtve Gaskets	opis description	kom pcs	mjera measure	
321.006	brtva u ramu, krilu i komb. gasket in fr., sh., and fl.mu.		4L+4H	
321.003	brtva stakla vanjska glass gasket exterior		2L+2H	
311.004	brtva stakla unutarnja glass gasket interior		2L+2H	
Staklo Staklo	opis description	kom pcs	mjera measure	
44 mm (4+16+4+16+4)	IZO staklo IZO glass	1	Lkr-155xHkr-155	







Profil	opis	kom	mjera	pilanje
Profile	description	pcs	measure	cutting
FT-0201HF	vodoravnica rama horizontal frame profile	2	L	45-45
FT-0201HF	okomica rama vertical frame profile	2	H	45-45
FT-0210HF	vodoravnica krila horizontal sash profile	2	Lkr=L-153	45-45
FT-0210HF	okomica krila vertical sash profile	2	Hkr=H-153	45-45
FT-0213AHF	okomita kombatuta vertical flying mullion	1	H-87	45-45
FT-0213AHF	vodoravna kombatuta horizontal flying mullion	2	H-87	45-45
FT-0213AHF	vodoravna kombatuta horizontal flying mullion	2	detalj details	45-45
Z40-666	staklojačna vodoravna horizontal glazing bead	2	detalj details	
Z40-666	staklojačna okomita vertical glazing bead	2	Hkr-180	90-90

**Vezni elementi opis**

Conn. elements	description	pcs
710.072	kutnik rama frame corner bracket	4
710.452	kutnik rama frame corner bracket	4
710.458	kutnik krila sash corner bracket	4
710.453	kutnik krila sash corner bracket	4
730.005	kutnik krila sash corner bracket	4
730.002	kutnik krila i rama sash and frame corner bracket	4(2+2)
730.001	kutnik u komb. corner bracket in flying mullion	4
373.003	maska otvora za kond. mask for drainage holes	2
UNITAS 88 (GU)	mehanizam za otvaranje opening mechanism	1

Hardware:

UNITAS 88 (GU), Typ D

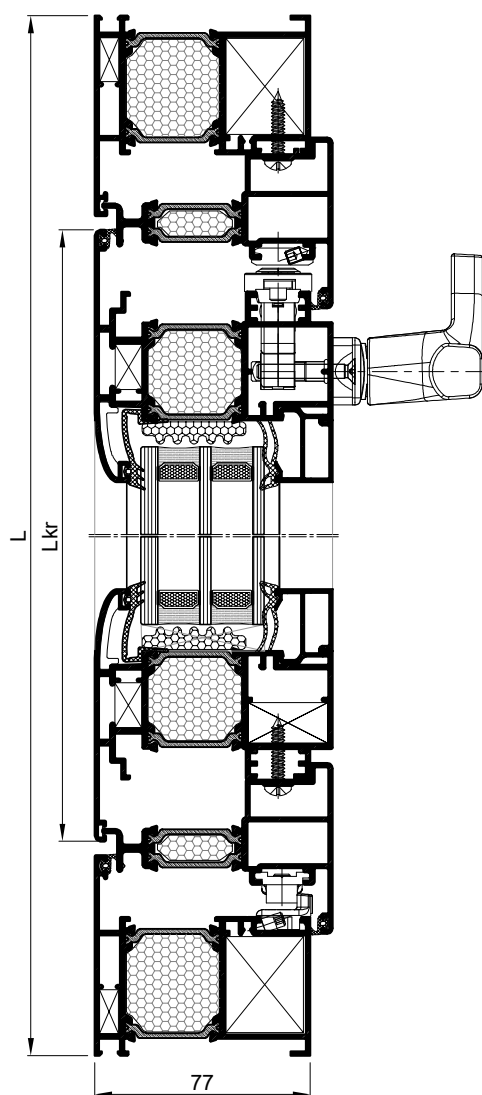
- Jednokrlini prozor,  
otvaranje oko srednje ose

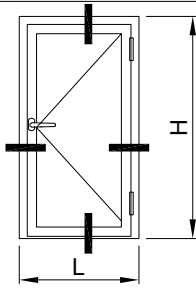
- Okov: UNITAS 88 (GU), TIP D

-One-sash window,  
opening around middle axis

Hardware:

UNITAS 88 (GU), Typ D



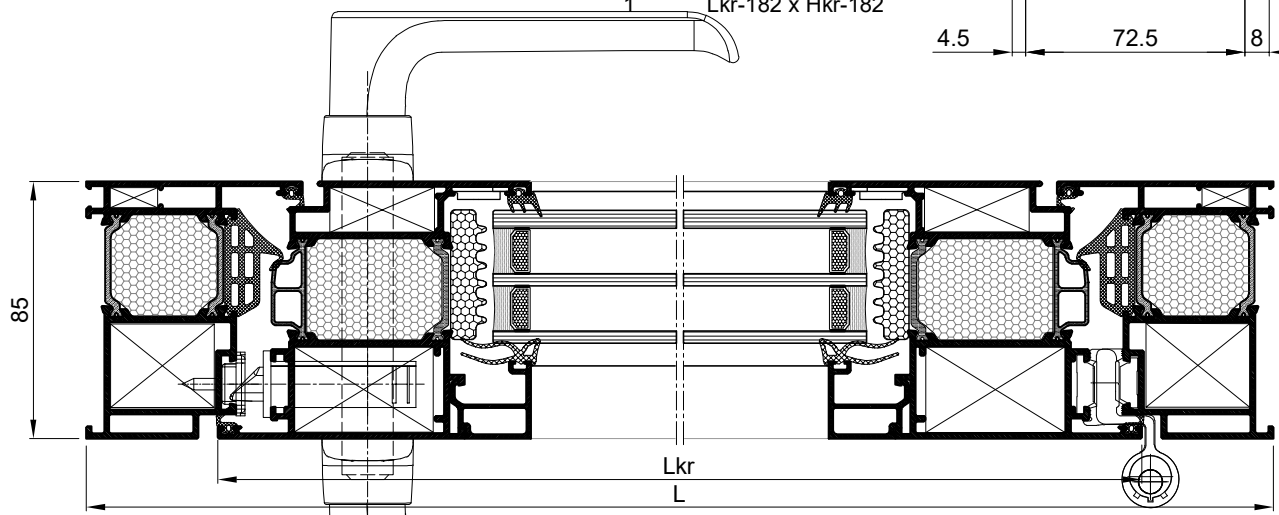
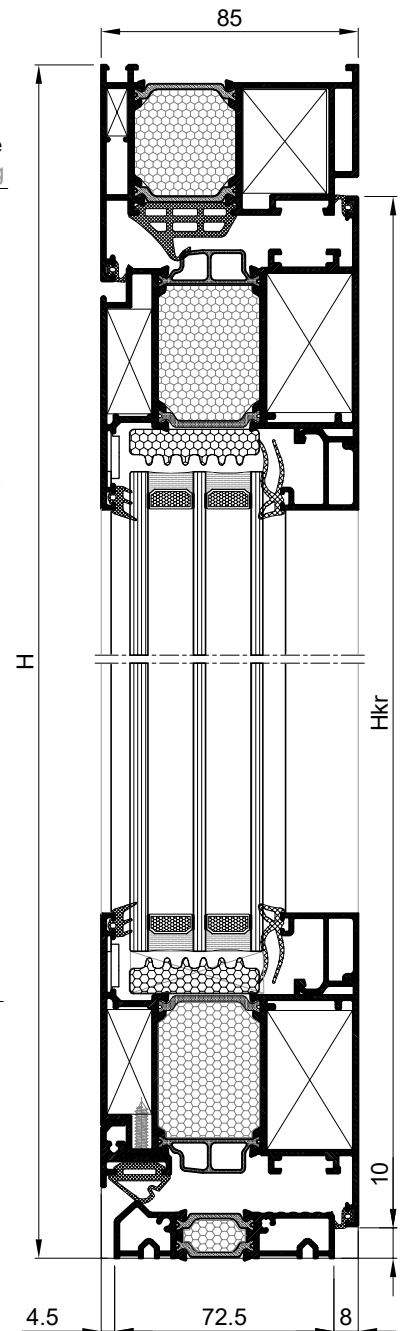


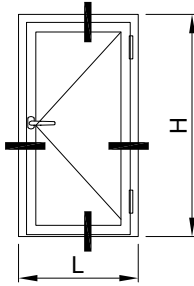
PROFILI			kom	mjera	pilanje
PROFILES			pcs	measure	cutting
FT-0274HF	vodoravnica okvira	horizontal frame profile	1	L	45-45
FT-0223HF	prag	threshold	1	L-115	90-90
FT-0274HF	okomica okvira	vertical frame profile	2	H	45-90
FT-0275HF	vodoravnica krila	horizontal sash profile	2	Lkr=L-87	45-45
FT-0275HF	okomica krila	vertical sash profile	2	Hkr=H-53.5	45-45
F-1483	dodatak krilu	sash addition	1	Lkr-72	90-90
Z40-667	vodoravna lajsna	horizontal bead	2	Lkr-163	90-90
Z40-667	okomita lajsna	vertical bead	2	Hkr-207	90-90

VEZNI ELEMENTI			kom	
CONNECTION ELEMENTS			pcs	
710.072	kutnik rama	main corner bracket	2	
710.452	pomoćni kutnik rama kutnik	support frame corn. brac.	2	
710.133	krila	sash corner bracket	4	
710.172	pomoćni kutnik krila pomoćni	support sash corn. brack.	4	
730.001	kutnik krila i rama pomoćni	support cor.bra. sash and frame	6	
731.010	kutnik krila	support sash corn.brack.	4	
114.004	šarka	hinge	2	
124.001	brava 35-ica	lock 35	1	
124.003	šild za bravu	lock cover	1	
104.009	ručka	handle	par couple	
124.013	uložak za bravu	lock pad	1	
124.032	štitnik uložka (cilindra)	cylinder shield	2	
373.025	umetak praga	insert threshold	L+D	
433.118	vijak 4.2x19 za F-1483	screw 4.2x19 for F-1483	4	
433.021	vijak 3.9x32 za FT-0223HF	screw 3.9x32 for FT-0223HF	4	

BRTVE			mjera
GASKETS			measure
321.006	brtva u krilu	gasket in shash	3L+4H
337.002	središnja brtva	middle gasket	L+2H
321.003	brtva prema staklu vanjska	gasket towards glass exterior	2L+2H
311.004	brtva prema staklu unutarnja	gasket towards glass interior	2L+2H
333.009	kutni umetak središnje brtve	corner insert of middle gasket	2 kom
344.071	brtva prema pragu	gasket toward threshold	L
340.013	ispuna po opsegu stakla	fill around the glass	2L+H

STAKLO		kom	mjera
GLASS		pcs	measure
44 mm		1	Lkr-182 x Hkr-182





			kom pcs	mjera measure	pilanje cutting
FT-0201HF	vodoravnica okvira	horizontal frame profile	1	L	45-45
FT-0201HF	okomica okvira	vertical frame profile	2	H	45-90
FT-0218HF	vodoravnica krila	horizontal sash profile	2	Lkr=L-87	45-45
FT-0218HF	okomica krila	vertical sash profile	2	Hkr=H-53.5	45-45
FT-0228HF	parapetni profil	spandrel profile	1	Lkr-154	90-90
Z40-666	vodoravna lajsna	horizontal bead	2	Lkr-164	90-90
Z40-666	okomita lajsna	vertical bead	2	Hkr-208	90-90
FT-0223HF	prag	threshold	1	Lkr-28	90-90
F-1483	dodatni profil za prag	additional threshold profile	1	Lkr-72	90-90

## OKOVI

## HARDWARE

710.059	kutnik rama i krila	corner bracket	6		
710.454	pomoćni kutnik rama	support frame corn. brac.	2		
710.452	pomoćni kutnik krila	support sash corn. brac.	4		
710.005	pomoćni kutnik krila	support sash corn. brac.	4		
730.001	pomoćni kutnik krila	support sash corn. brac.	4		
730.002	pomoćni kutnik rama	support frame corn. brac.	2		
113.009	usadna šarka-68 mm	immersing hinge-68 mm	2		
124.001	brava	lock	1		
124.003	šild za vrata	shield for door	1		
104.009	ručka	handle	par		
124.013	uložak za bravu	lock pad	1		
124.032	štitnik uloška (cilindra)	cylinder shield	1		
373.025	umetak praga	insert threshold	L+D		
433.118	vijak 4.2x19 za F-1483	screw 4.2x19 for F-1483	4		
433.021	vijak 3.9x32 za FT-0223HF	screw 3.9x32 for FT-0223HF	4		

## BRTVE

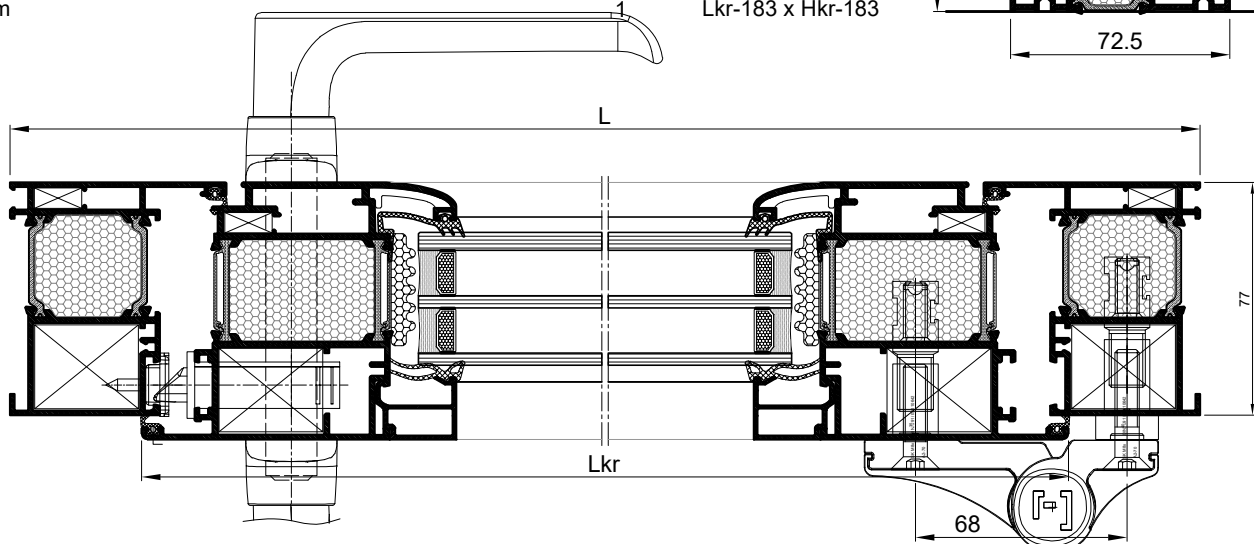
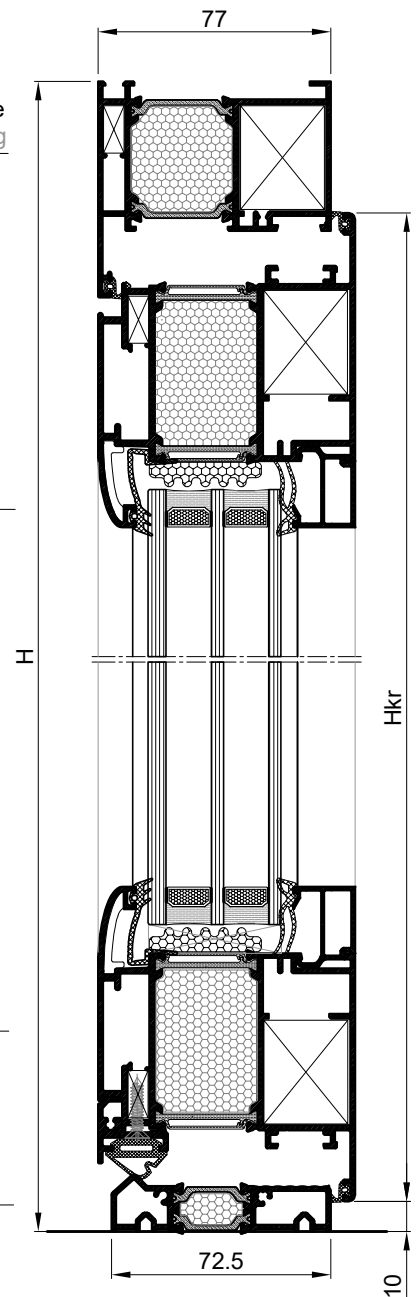
## GASKET

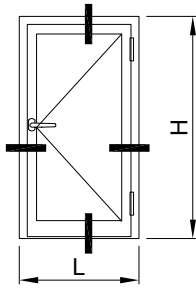
321.006	brtva u krilu	gasket in sash		mjera measure	2L+4H
321.004	brtva prema staklu	gasket towards glass		mjera measure	2L+2H
311.003	brtva prema staklu	gasket towards glass		mjera measure	2L+2H
344.071	brtva prema pragu	gasket towards threshold		mjera measure	L

## STAKLO

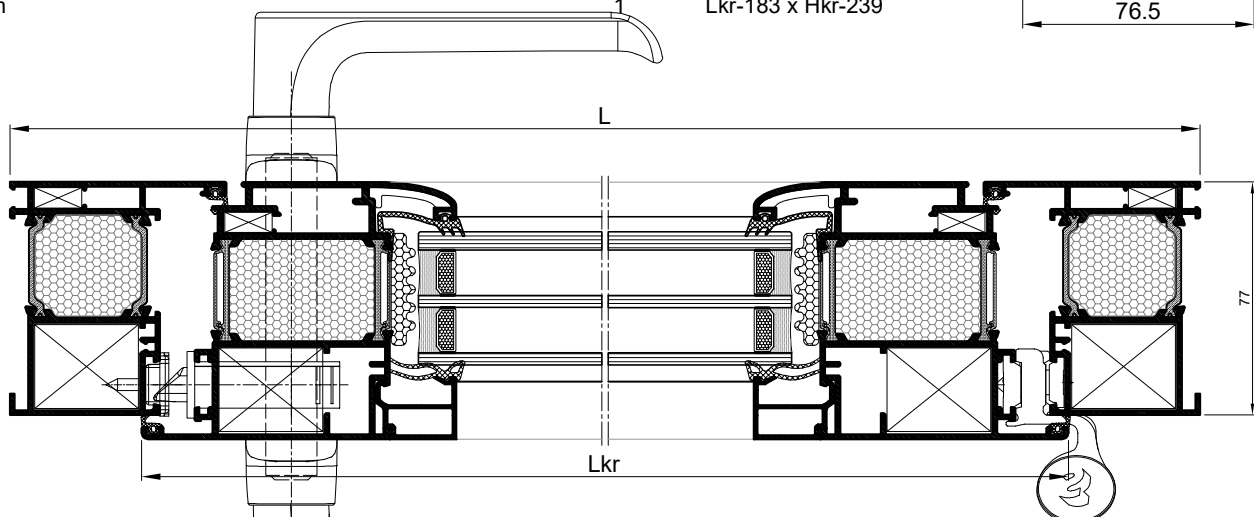
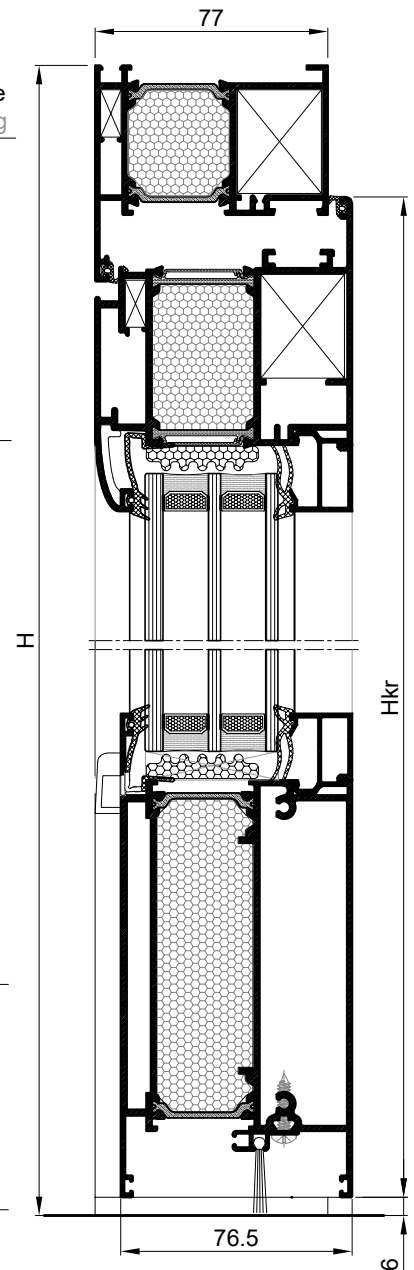
## GLASS

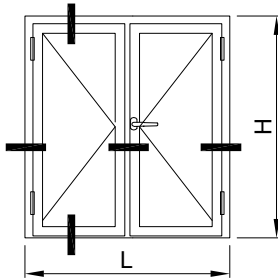
44 mm			kom pcs	mjera measure	Lkr-183 x Hkr-183
-------	--	--	------------	------------------	-------------------





			kom pcs	mjera measure	pilanje cutting
FT-0201HF	vodoravnica okvira	horizontal frame profile	1	L	45-45
FT-0201HF	okomica okvira	vertical frame profile	2	H	45-90
FT-0218HF	vodoravnica krila	horizontal sash profile	1	Lkr=L-87	45-45
FT-0208HF	vodoravnica krila-parapet	vodoravnica krila-spandrel	1	Lkr=154	90-90
FT-0218HF	okomica krila	vertical sash profile	2	Hkr=H-49.5	45-90
Z40-666	vodoravna lajsna	horizontal bead	2	Lkr=164	90-90
Z40-666	okomita lajsna	vertical bead	2	Hkr=264	90-90
<b>OKOVI</b> <b>HARDWARE</b>			kom pcs		
710.059	kutnik krila i rama	corner bracket	4		
710.454	pomoćni kutnik rama	support frame corn. brac.	2		
710.452	pomoćni kutnik krila	support sash corn. brac.	2		
730.005	pomoćni kutnik krila	support sash corn. brac.	2		
730.001	pomoćni kutnik krila	support sash corn. brac.	2		
730.002	pomoćni kutnik rama	support frame corn. brac.	2		
710.066	veznik	connector	4		
710.070	dodatni veznik	additional connector	2		
114.001	šarka	hinge	2		
124.001	brava	lock	1		
124.003	šild za vrata	shiled for door	1		
104.009	ručka	handle	par		
124.013	uložak za bravu	lock pad	1		
124.032	štitnik uloška (cilindra)	cylinder shield	2		
373.003	maska za drenažni otvor	mask for drainage holes	2		
433.030	vijak 4.2x19 za 521.001	screw 4.2x19 for 521.001	4		
<b>BRTVE</b> <b>GASKETS</b>			kom pcs	mjera measure	
321.006	brtva u krilu	gasket in sash		2L+4H	
321.004	brtva prema staklu	gasket towards glass		2L+2H	
311.003	brtva prema staklu	gasket towards glass		2L+2H	
521.001	držač četkaste brtve	brush gasket holder		L	
347.001	četkasta brtva	brush gasket		L	
<b>STAKLO</b> <b>GLASS</b>			kom pcs	mjera measure	
44 mm			1	Lkr=183 x Hkr=239	





### PROFILI PROFILES

			kom pcs	mjera measure	pilanje cutting
FT-0274HF	vodoravnica okvira	horizontal frame profile	1	L	45-45
FT-0223HF	prag	threshold	1	L-115	90-90
FT-0274HF	okomica okvira	vertical frame profile	2	H	45-90
FT-0275HF	vodoravnica krila	horizontal sash profile	4	Lkr=L/2-46	45-45
FT-0275HF	okomica krila	vertical sash profile	4	Hkr=H-53.5	45-45
FT-0277HF	kombatuta	flying mullion	1	Hkr-68	90-90
F-1483	dodatak krilu 1	sash addition 1	1	Lkr-72	90-90
F-1483	dodatak krilu 2	sash addition 2	1	Lkr-6	90-90
Z40-667	vodoravna lajsna	horizontal bead	4	Lkr-163	90-90
Z40-667	okomita lajsna	vertical bead	4	Hkr-207	90-90

### VEZNI ELEMENTI CONNECTION ELEMENTS

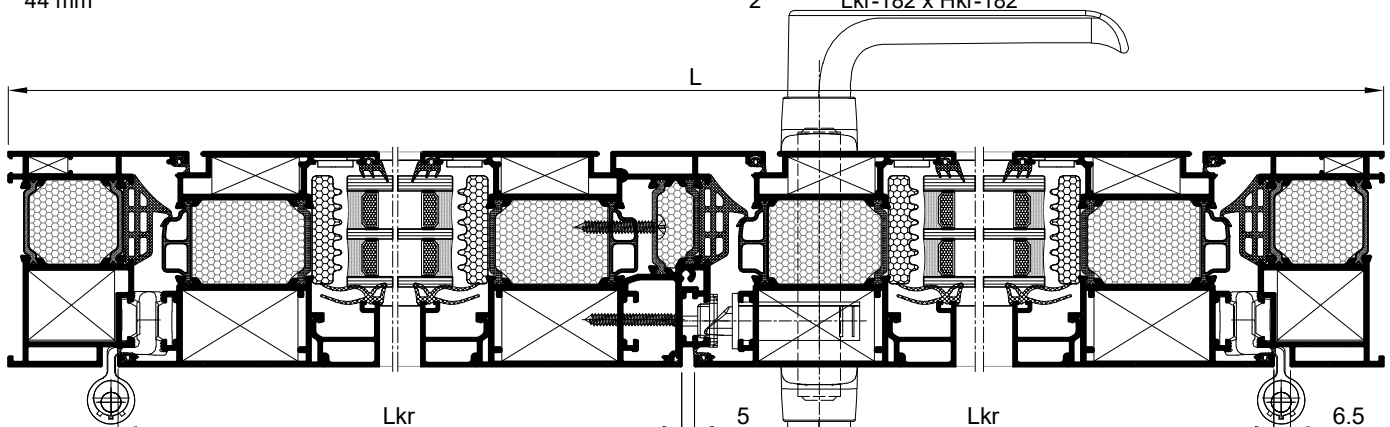
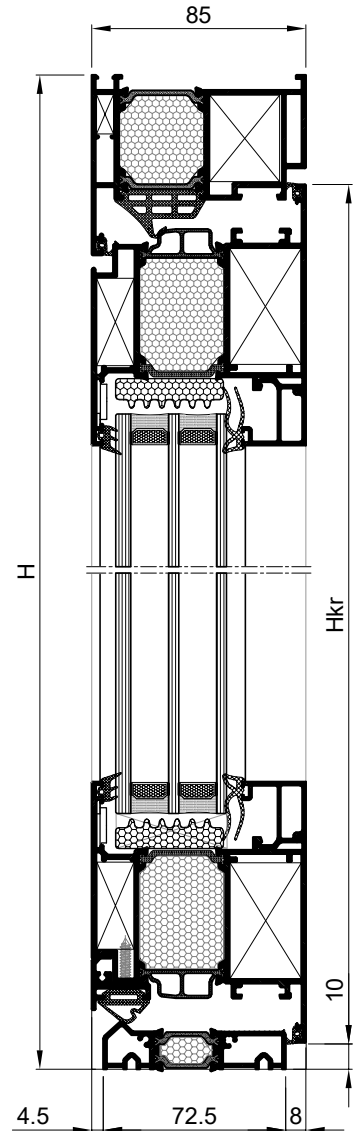
			kom pcs	mjera measure
710.072	kutnik rama	main corner bracket	2	
710.452	pomoćni kutnik rama kutnik	support frame corn. brac.	2	
710.133	krila	sash corner bracket	8	
710.172	pomoćni kutnik krila	support sash corn. brack.	8	
730.001	pomoćni kutnik krila i rama	support cor.br. sash and frame	10	
731.010	pomoćni kutnik krila krakun	support sash corn.brack.	8	
143.002	za pasivno krilo	latch for passive sash	2	
114.004	šarka	hinge	4	
124.001	brava 35-ica	lock 35	1	
124.003	šild za bravu	lock cover	1	
104.009	ručka	handle	par	
124.013	uložak za bravu	lock pad 85	1	
124.032	štitnik uloška (cilindra)	cylinder shield	2	
373.025	umetak praga	insert threshold	L+D	
433.118	vijak 4.2x19 za F-1483	screw 4.2x19 for F-1483	4	
433.021	vijak 3.9x32 za FT-0223HF	screw 3.9x32 for FT-0223HF	4	
433.046	vijak 4.8x32 za FT-0277HF	screw 4.8x32 for FT-0277HF	4	
433.134	vijak 4.8x38 za FT-0277HF	screw 4.8x38 for FT-0277HF	4	
365.060	umetak za FT-0277HF	insert for FT-0277HF	par	

### BRTVE GASKETS

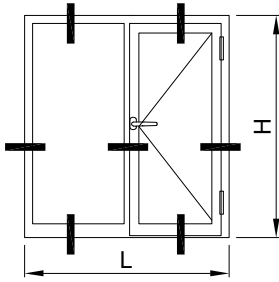
			kom pcs	mjera measure
321.006	brtva u krilu	gasket in shash		3L+6H
337.002	središnja brtva	middle gasket		L+3H
321.003	brtva prema staklu vanjska	gasket towards glass exterior		2L+4H
311.004	brtva prema staklu unutarnja	gasket towards glass interior		2L+4H
333.009	kutni umetak središnje brtve	corner insert of middle gasket	2 kom	
344.071	brtva prema pragu	gasket towardw threshold	L	

### STAKLO GLASS

	kom pcs	mjera measure
44 mm	2	Lkr-182 x Hkr-182







### PROFILI PROFILES

		kom pcs	mjera measure	pilanje cutting
FT-0274HF	vodoravnica okvira	1	L	45-45
FT-0274HF	okomica okvira	2	H	45-90
FT-0275HF	vodoravnica krila	1	Lkr=L/2-60	45-45
FT-0282HF	vodoravnica krila	1	Lkr-154	90-90
FT-0275HF	okomica krila	2	Hkr=H-50	45-90
FT-0276HF	prečka	1	H-37	90-90
FT-0208HF	parapetna prečka (na f.)	1	L/2-63	90-90
Z40-667	vodoravna lajsna	2	Lkr-163	90-90
Z40-667	okomita lajsna	2	Hkr-263	90-90
Z40-666	vodoravna lajsna	2	L/2-72	90-90
Z40-666	okomita lajsna	2	H-239	90-90
F-1408	profil na fiksnom dijelu	1	L/2-72	90-90

### VEZNI ELEMENTI CONNECTION ELEMENTS

		kom pcs	
710.072	kutnik rama	2	main corner bracket
710.452	pomoćni kutnik rama	2	support frame corn. brac
710.133	kutnik krila	2	sash corner bracket
710.172	pomoćni kutnik krila	2	supprot sash corn. brac.
730.001	pomoćni kutnik krila i rama	4	support cor.bra. sash and frame
731.010	pomoćni kutnik krila	2	support sash corn.brack
710.066	veznik	12	connector
710.154	pomoćni veznik	2	support connector
710.212	pomoćni veznik	4	support connector
710.070	pomoćni veznik	2	support connector
114.004	šarka	2	hinge
124.001	brava 35-ica	1	lock 35
124.003	šild za bravu	1	lock cover
104.009	ručka	par	handle
124.013	uložak za bravu	1	lock pad
124.032	štitnik uloška (cilindra)	2	cylinder shield
433.030	vijak 4.3x19	12	screw 4.3x19

### BRTVE

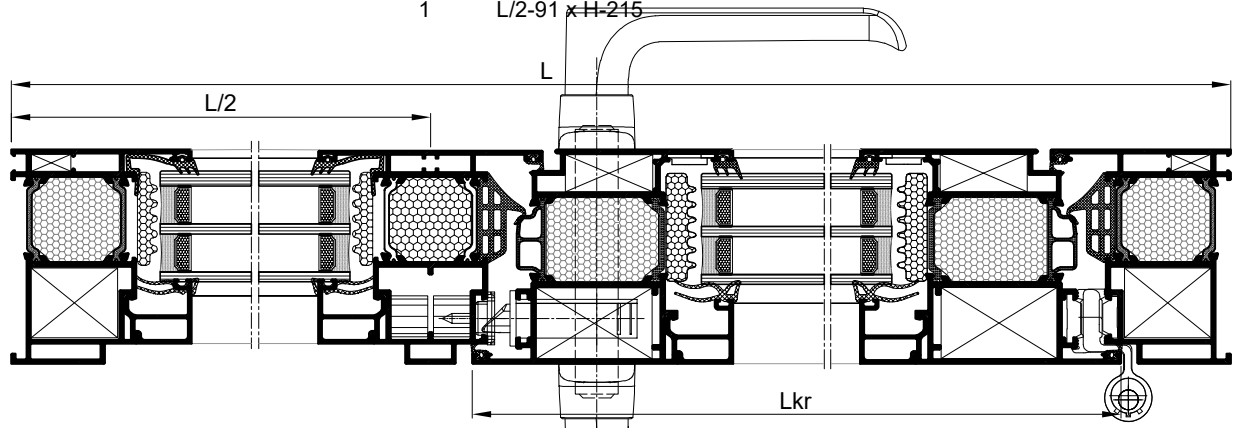
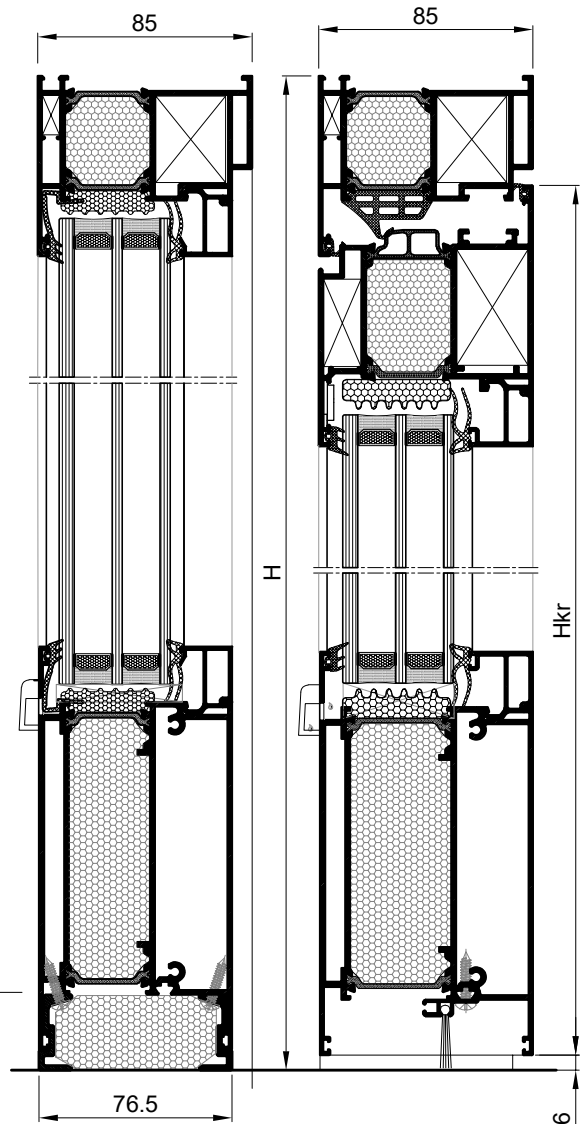
### GASKETS

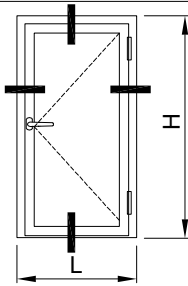
		kom pcs	mjera measure
321.006	brtva u krilu		L+4H
337.002	središnja brtva		L/2+2H
321.003	brtva prema st. vanjska kr.		L+2H
311.004	brtva prema st. unutarnja kr.		L+2H
321.004	brtva prema st. vanjska f.		L+2H
311.003	brtva prema st. unutarnja f.		L+2H
333.009	kutni umetak središnje brtve	2 kom	corner insert of middle gasket
521.001	držač četkaste brtve		L
347.001	četkasta brtva		L

### STAKLO

### GLASS

	kom pcs	mjera measure
44 mm	1	Lkr-182 x Hkr-239
44 mm	1	L/2-91 x H-215





### PROFILI PROFILES

		kom pcs	mjera measure	pilanje cutting
FT-0278HF vodoravnica okvira	horizontal frame profile	1	L	45-45
FT-0223HF prag	threshold	1	L=143	90-90
FT-0278HF okomica okvira	vertical frame profile	2	H	45-90
FT-0279HF vodoravnica krila	horizontal sash profile	2	Lkr=L-87	45-45
FT-0279HF okomica krila	vertical sash profile	2	Hkr=H-53.5	45-45
F-1483 dodatak krilu	sash addition	1	Lkr-72	90-90
Z40-667 vodoravna lajsna	horizontal bead	2	Lkr-168	90-90
Z40-667 okomita lajsna	vertical bead	2	Hkr-212	90-90

### VEZNI ELEMENTI

#### CONNECTION ELEMENTS

		kom pcs
710.214 kutnik rama	main corner bracket	2
710.189 pomoćni kutnik rama kutnik	support frame corn. brac.	2
710.133 krila	sash corner bracket	4
710.172 pomoćni kutnik krila	support sash corn. brac.	4
730.001 pomoćni kutnik krila i rama	support cor.bra. sash and frame	6
731.010 pomoćni kutnik krila i rama	support cor.bra. sash and frame	6
114.004 šarka	hinge	2
124.001 brava 35-ica	lock 35	1
124.003 šild za bravu	lock cover	1
104.009 ručka	handle	par
124.013 uložak za bravu	lock pad	1
124.032 štitić uložka (cilindra)	cylinder shield	2
363.066 umetak za FT-0223HF	insert for FT-0223HF	L+D
433.118 vijak 4.2x19 za F-1483	screw 4.2x19 for F-1483	4
433.021 vijak 3.9x32 za FT-0223HF	screw 3.9x32 for FT-0223HF	4

### BRTVE

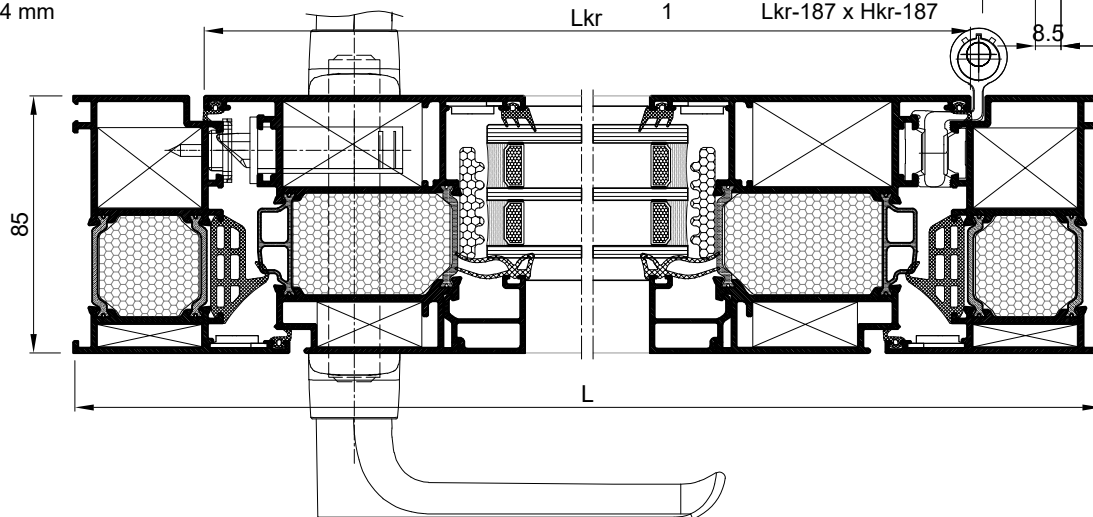
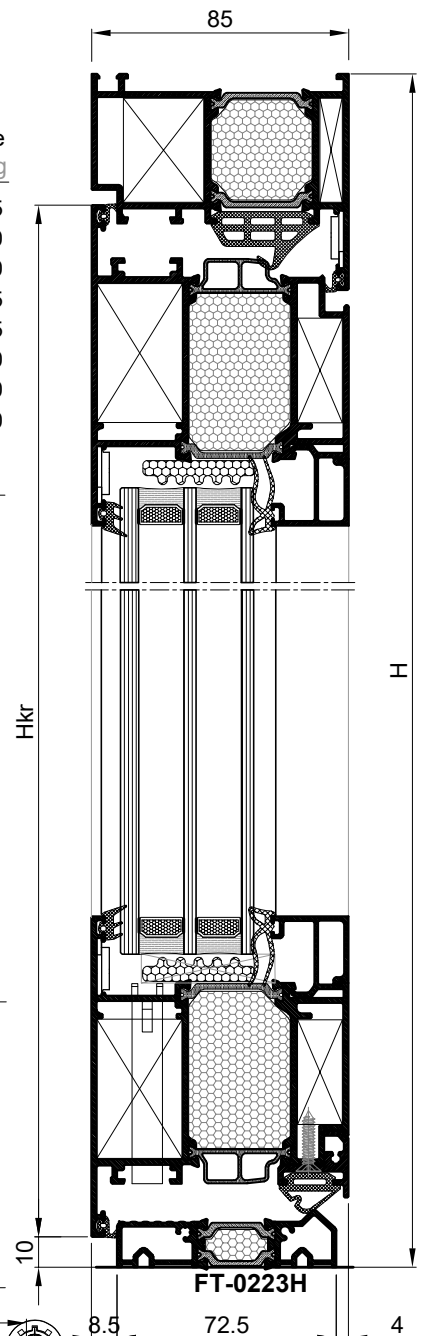
#### GASKETS

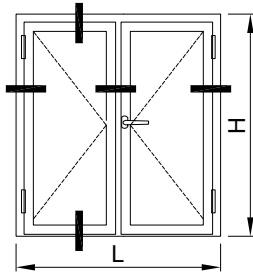
		kom pcs	mjera measure
321.006 brtva u krilu	gasket in sash		3L+4H
337.002 središnja brtva	middle sash		L+2H
321.003 brtva prema staklu vanjska	gasket towards glass exterior		2L+2H
311.004 brtva prema staklu unutarnja	gasket towards glass interior		2L+2H
333.009 kutni umetak središnje brtve	corner insert of middle gasket	2 kom	
344.071 brtva prema pragu	gasket towards threshold		L
348.002 ispunja po opsegu stakla	fill around glass		2L+H

### STAKLO

#### GLASS

	kom pcs	mjera measure
44 mm	1	Lkr-187 x Hkr-187





### PROFILI PROFILES

			kom pcs	mjera measure	pilanje cutting
FT-0278HF	vodoravnica okvira	horizontal frame profile	1	L	45-45
FT-0223HF	prag	threshold	1	L-143	90-90
FT-0278HF	okomica okvira	vertical frame profile	2	H	45-90
FT-0279HF	vodoravnica krila	horizontal sash profile	4	Lkr=L/2-46	45-45
FT-0279HF	okomica krila	vertical sash profile	4	Hkr=H-53.5	45-45
FT-0281HF	kombatuta	flying mullion	1	Hkr-68	90-90
F-1483	dodatak krilu 1	sash addition 1	1	Lkr-72	90-90
F-1483	dodatak krilu 2	sash addition 2	1	Lkr-6	90-90
Z40-667	vodoravna lajsna	horizontal bead	4	Lkr-168	90-90
Z40-667	okomita lajsna	vertical bead	4	Hkr-212	90-90

### VEZNI ELEMENTI CONNECTION ELEMENTS

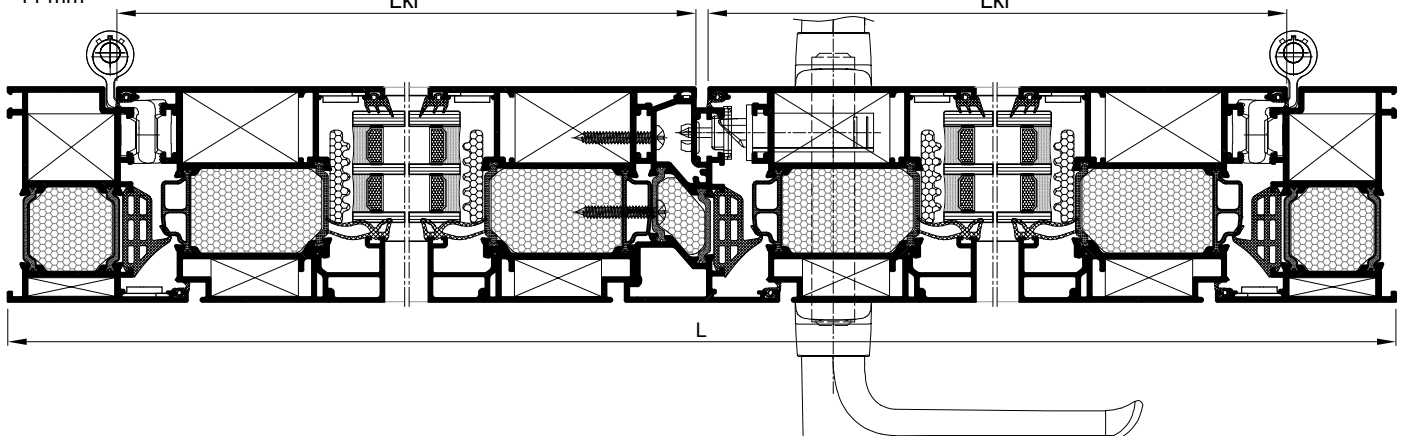
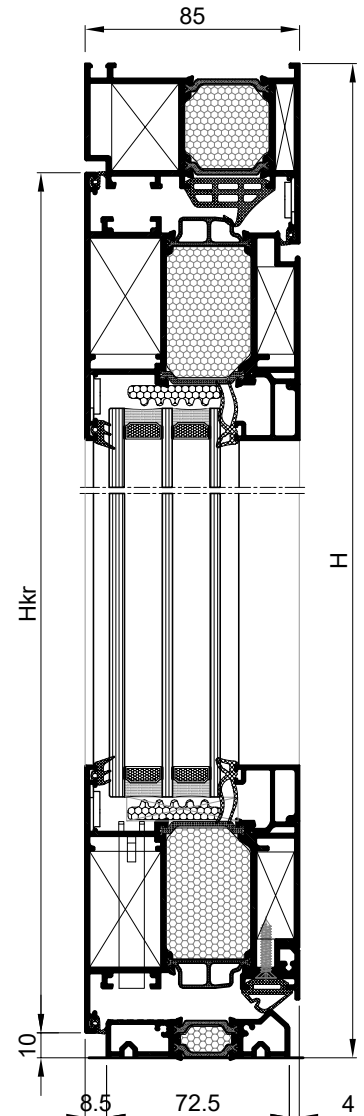
			kom pcs
710.214	kutnik rama	main corner bracket	2
710.189	pomoćni kutnik rama	support frame corn. brac.	2
710.133	kutnik krila	sash corner bracket	8
710.172	pomoćni kutnik krila	supprot sash corn. brac.	8
730.001	pomoćni kutnik krila i rama	support cor.bra. sash and frame	10
731.010	pomoćni kutnik krila	support cor.bra. sash	10
143.002	krakun za pasivno krilo	latch for passive sash	2
114.004	šarka	hinge	4
124.001	brava 35-ica	lock 35	1
124.003	šild za bravu	lock cover	1
104.009	ručka	handle	par
124.013	uložak za bravu 85 mm	lock pad 85 mm	1
124.032	štitnik uloška (cilindra)	cylinder shield	2
363.066	umetak za FT-0223HF	insert for FT-0223HF	L+D
433.021	vijak 3.9x32 za FT-0223HF	screw 3.9x32 for FT-0223HF	4
433.046	vijak 4.8x32 za FT-0281HF	screw 4.8x32 for FT-0281HF	8
433.118	vijak 4.2x19 za F-1483	screw 4.2x19 for F-1483	6
360.009	odvod kaplj.-monodrain	drainage-monodrain	2
365.061	umetak za FT-0281HF	insert for FT-0281HF	par

### BRTVE GASKET

			kom pcs	mjera measure
321.006	brtva u krilu	gasket in sash		3L+6H
337.002	središnja brtva	middle sash		L+3H
321.003	brtva prema staklu vanjska	gasket towards glass exterior		2L+4H
311.004	brtva prema staklu unutarnja	gasket towards glass interior		2L+4H
333.009	kutni umetak središnje brtve	corner insert of middle gasket	2 kom	
344.072	brtva prema pragu	gasket towards threshold		L

### STAKLO GLASS

			kom pvc	mjera measure
44 mm				Lkr-187 x Hkr-187





### PROFILI PROFILES

### pilanje cutting

FT-0274HF	vodoravnica okvira	horizontal frame profile	1	L	45-45
FT-0274HF	okomica okvira	vertical frame profile	2	H	45-90
FT-0279HF	vodoravnica krila	horizontal sash profile	1	Lkr=L/2-126	45-45
FT-0282HF	vodoravnica krila	horizontal sash profile	1	Lkr=159	90-90
FT-0279HF	okomica krila	vertical sash profile	2	Hkr=H-83	45-90
FT-0276HF	prečka	mullion	1	H-37	90-90
FT-0208HF	parapetna prečka (na fiksnom)	spandrel profile (on fix.)	1	L/2-63	90-90
FT-0280HF	profil za okr. otvaranja okomiti	profile for turn open. ver	2	H-37	90-45
FT-0280HF	profil za okr. otvaranja vod.	profile for turn. open.hor	1	L/2-47	90-45
Z40-667	vodoravna lajsna krila	horizontal bead	2	Lkr-168	90-90
Z40-667	okomita lajsna krila	vertical bead	2	Hkr-266	90-90
Z40-666	vodoravna lajsna	horizontal bead	2	L/2-72	90-90
Z40-666	okomita lajsna	vertical bead	2	H-239	90-90
F-1408	profil na fiksnom dijelu	profile on fixed part	1	L/2-72	90-90

### VEZNI ELEMENTI

kom

### VEZNI ELEMENTI

kom

710.072	kutnik rama	main corner bracket	2	
710.452	pomoćni kutnik rama	support frame corn. brac	2	
710.133	kutnik krila	sash corner bracket	2	
710.172	pomoćni kutnik krila	supprot sash corn. brac	2	
730.001	pomoćni kutnik krila i rama	support cor.bra. sash and frame	4	
730.002	pomoćni kutnik krila i rama	support cor.bra. sash and frame	2	
731.010	pomoćni kutnik krila	support sash cor. brac.	2	
710.066	veznik	connector	12	
710.154	pomoćni veznik	support connector	2	
710.212	pomoćni veznik	support connector	4	
710.070	pomoćni veznik	support connector	2	
114.004	šarka	hinge	2	
124.001	brava 35-ica	lock 35	1	
124.003	šild za bravu	lock cover	1	
104.009	ručka	handle	par	
124.013	uložak za bravu	lock pad	1	
124.032	štitnik uložka (cilindra)	cylinder shield	2	
363.066	umetak za FT-0223HF	insert for FT-0223HF	L+D	
433.047	vijak 4.8x38 (FT-0280H)	screw 4.8x38(FT-0280HF)	12	
433.135	vijak 4.8x45 (FT-0280H)	screw 4.8x45(FT-0280HF)	12	
433.030	vijak 4.3x19	screw 4.3x19	12	

### BRTVE

mjera

### GASKETS

measure

321.006	brtva u krilu	gasket in sash	L+4H
337.002	središnja brtva	middle sash	L/2+2H
321.003	brtva prema staklu vanjska	gas. towards glass exterior	L+2H
311.004	brtva prema staklu unutarnja	gas. towards glass interior	L+2H
321.004	brtva prema staklu vanjska	gas. towards glass exterior	L+2H
311.003	brtva prema staklu unutarnja	gas. towards glass interior	L+2H
333.009	kutni umetak središnje brtve	corner insert of middle gas.	2 kom
521.001	držač četkaste brtve	bracket for brush	L
347.001	četkasta brtva	brush gasket	L

### STAKLO

kom

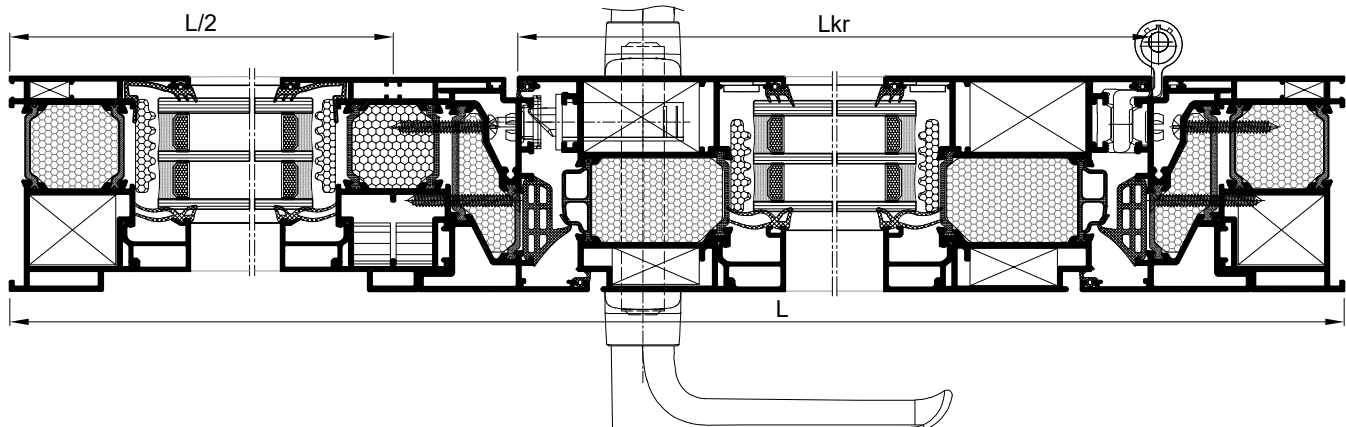
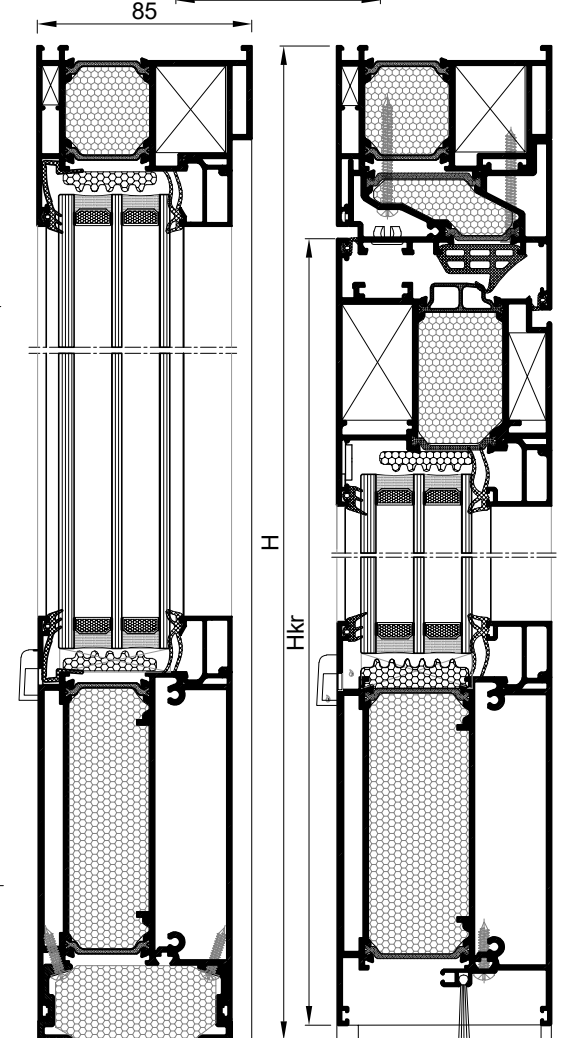
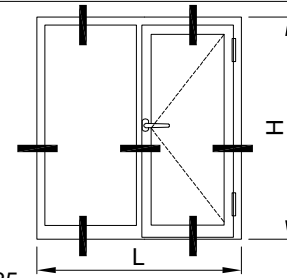
mjera

### GLASS

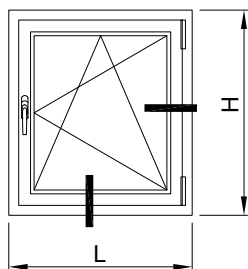
pcs

measure

44 mm	1	Lkr-187 x Hkr-241
44 mm	1	L/2-91 x H-215






**PROFILI**  
**PROFILES**

			kom pcs	mjera measure	pilanje cutting
FT-0201HF	vodoravnica okvira	horizontal frame profile	2	L	45-45
FT-0201HF	okomica okvira	vertical frame profile	2	H	45-45
FT-0236HF	vodoravnica krila	horizontal sash profile	2	Lkr=L-87	45-45
FT-0236HF	okomica krila	vertical sash profile	2	Hkr=H-87	45-45
Z40-666	vodoravna lajsna	horizontal bead	2	Lkr-93	90-90
Z40-666	okomita lajsna	vertical bead	2	Hkr-137	90-90
Z40-657	okapnica	drip edge	1	Lkr-70	90-90
OKOVI			kom pcs		

**HARDWARE**

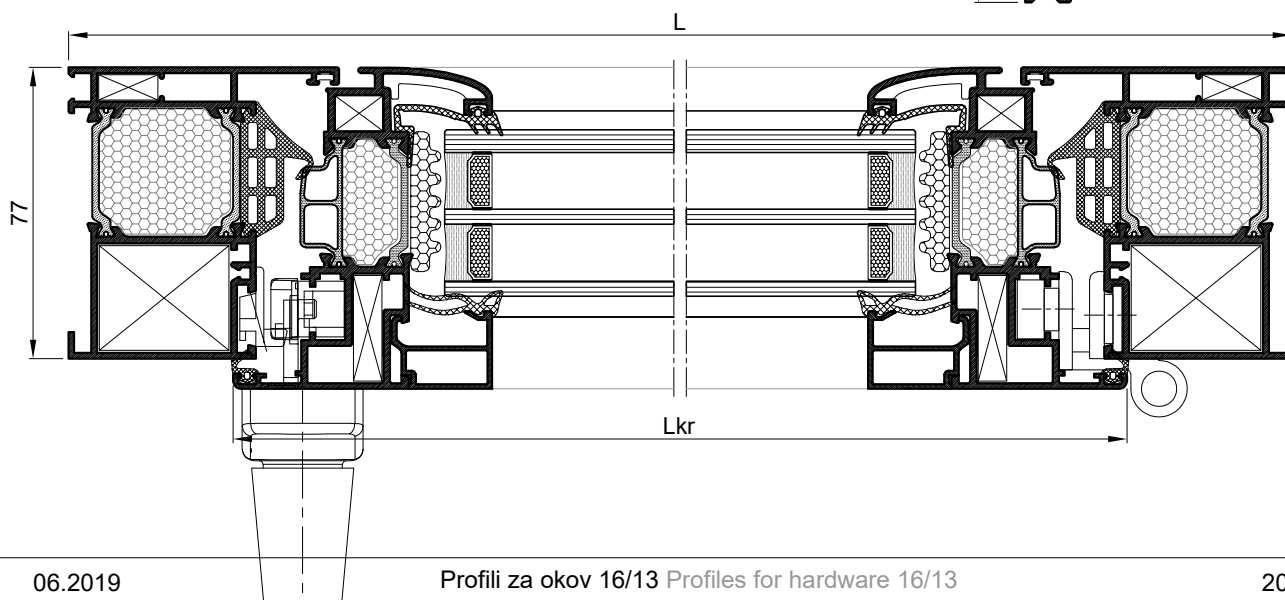
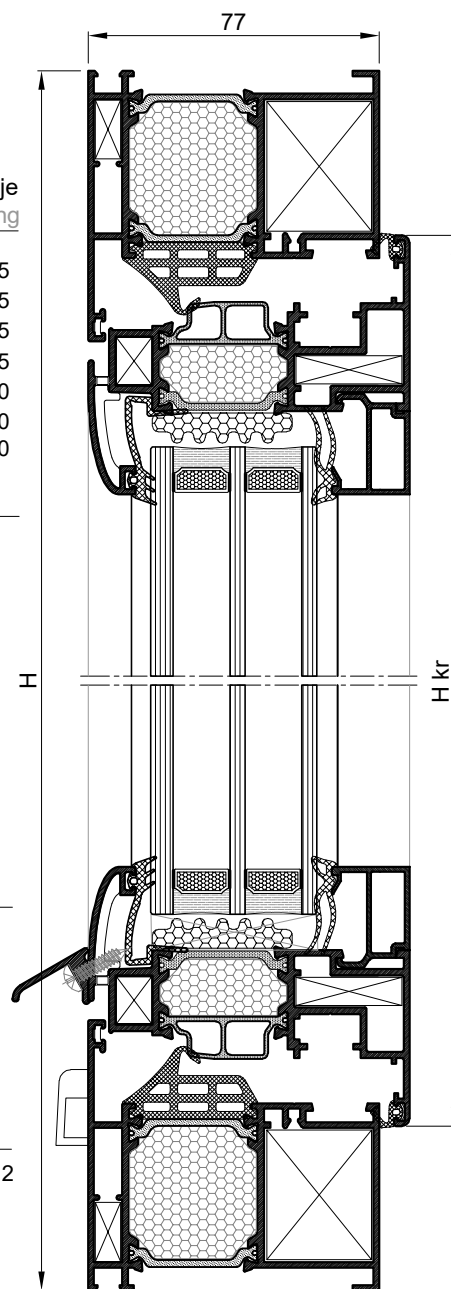
730.009	kutnik rama	frame corner bracket	4		
710.452	pomoćni kutnik rama	support frame corn. brac	4		
730.002	pomoćni kutnik rama	support frame corn. brac	4		
710.461	kutnik krila	sash corner bracket	4		
710.443	pomoćni kutnik krila	support sash corn. brac.	4		
730.005	pomoćni kutnik krila	support sash corn. brac.	4		
730.001	pomoćni kutnik krila	support sash corn. brac.	4		
142.054	Otkl-zaokr.okov-UNI-JET C	TILT&TURN UNI-JET C	1		
433.017	vijak 3.9x16 za Z40-657	screw 3.9x16 for Z40-657	4		
373.003	maska za drenažni otvor	mask for drainage holes	2		

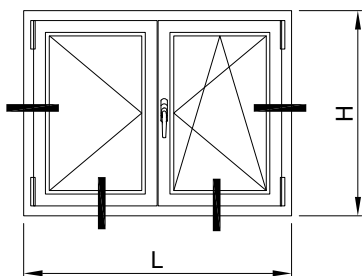
**BRTVE**
**GASKETS**

			kom pcs	mjera measure
337.002	srednja brtva	middle gasket		2L+2H
321.006	brtva u krilu	gasket in sash		2L+2H
321.004	brtva prema staklu	gasket towards glass		2L+2H
311.003	brtva prema staklu	gasket towards glass		2L+2H
333.009	kutni umetak	corner insert	4	

**STAKLO**
**GLASS**

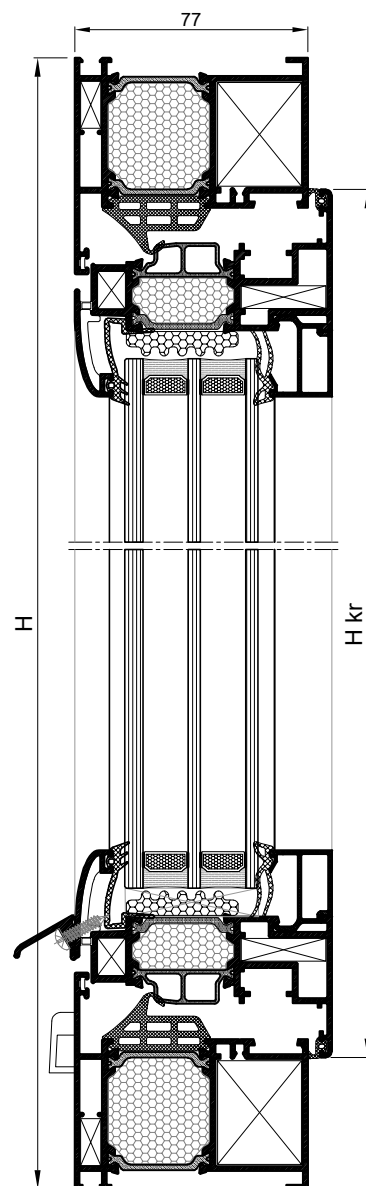
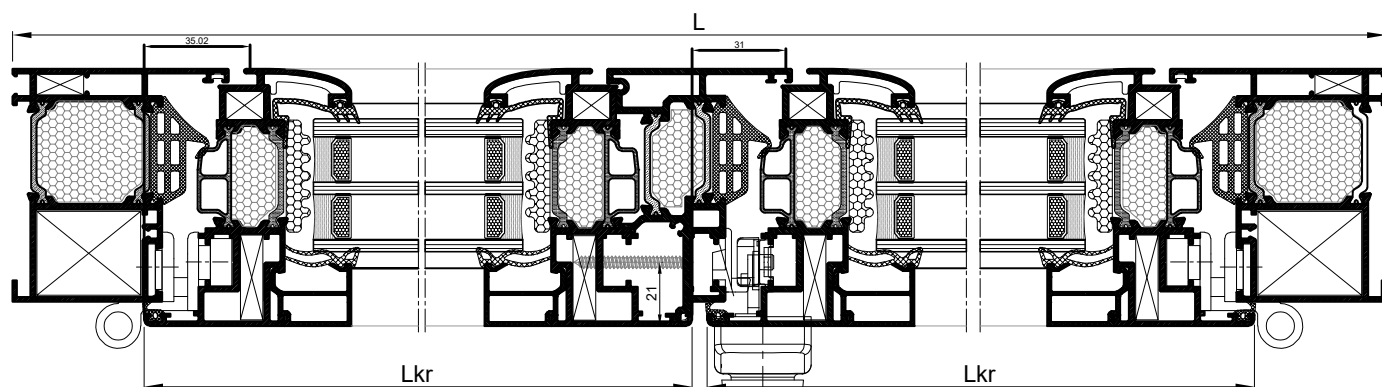
	kom pcs	mjera measure
44 mm	1	Lkr-112 x Hkr-112

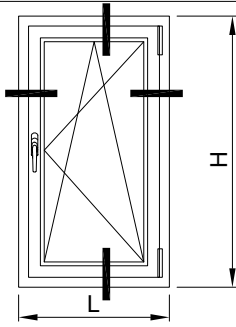




PROFILI PROFILES			kom pcs	mjera measure	pilanje cutting
FT-0201HF	vodoravnica okvira	horizontal frame profile	2	L	45-45
FT-0201HF	okomica okvira	vertical frame profile	2	H	45-45
FT-0236HF	vodoravnica krila	horizontal sash profile	4	Lkr=L/2-46	45-45
FT-0236HF	okomica krila	vertical sash profile	4	Hkr=H-87	45-45
FT-0245HF	profil za okretanje	profile for turning	1	Hkr-68	90-90
Z40-666	vodoravna lajsna	horizontal bead	4	Lkr-93	90-90
Z40-666	okomita lajsna	vertical bead	4	Hkr-137	90-90
Z40-657	okapnica	drip edge	1	Lkr-70	90-90
Z40-657	okapnica	drip edge	1	Lkr-4	90-90
OKOVI HARDWARE			kom pcs		
730.009	kutnik rama	frame corner bracket	4		
710.452	pomoćni kutnik rama	support frame corn. brac	4		
730.002	pomoćni kutnik rama	support frame corn. brac	4		
710.461	kutnik krila	sash corner bracket	8		
710.443	pomoćni kutnik krila	support sash corn. brac.	8		
730.005	pomoćni kutnik krila	support sash corn. brac.	8		
730.001	pomoćni kutnik krila	support sash corn. brac.	8		
142.054	otkl-zaokr.okov-UNI-JET C	TILT&TURN UNI-JET C	1		
142.055	UNI-JET C za pom.krilo	UNI-JET C for aux. sash	1		
373.003	maska za drenažni otvor	mask for drainage holes	2		
363.015	čep-umetak za FT-0245H	cap-insert for FT-0245H	par		
433.017	vijak 3.9x16 za Z40-657	screw 3.9x16 for Z40-657	6		
BRTVE GASKET			kom pcs	mjera measure	
337.002	srednja brtva	middle gasket		2L+3H	
321.006	brtva u krilu	gasket in sash		2L+4H	
321.004	brtva prema staklu	gasket towards glass		2L+4H	
311.003	brtva prema staklu	gasket towards glass		2L+4H	
333.009	kutni umetak	corner insert	4		
STAKLO GLASS			kom pcs	mjera measure	

44 mm 1 Lkr-112 x Hkr-112





### PROFILI PROFILES

			kom pcs	mjera measure	pilanje cutting
FT-0201HF	vodoravnica okvira	horizontal frame profile	1	L	45-45
FT-0294HF	prag	threshold	1	L-90	90-90
FT-0201HF	okomica okvira	vertical frame profile	2	H	45-90
FT-0244HF	vodoravnica krila	horizontal sash profile	2	Lkr=L-87	45-45
FT-0244HF	okomica krila	vertical sash profile	2	Hkr=H-58	45-45
Z40-666	vodoravna lajsna	horizontal bead	2	Lkr=146	90-90
Z40-666	okomita lajsna	vertical bead	2	Hkr-190	90-90
F-1567	okapnica	drip edge	1	Lkr-76	90-90
OKOVI			kom pcs		

### HARDWARE

710.072	kutnik rama	frame corner bracket	2		
710.452	pomoćni kutnik rama	support frame corn. brac	2		
730.002	pomoćni kutnik rama	support frame corn. brac	2		
710.072	kutnik krila	sash corner bracket	4		
710.453	pomoćni kutnik krila	support sash corn. brac.	4		
730.005	pomoćni kutnik krila	support sash corn. brac.	4		
730.001	pomoćni kutnik krila	support sash corn. brac.	4		
142.054	Otkl-zaokr.okov-UNI-JET C	TILT&TURN UNI-JET C	1		
433.017	vijak 3.9x16 za F-1567	screw 3.9x16 for 1567	4		

### BRTVE

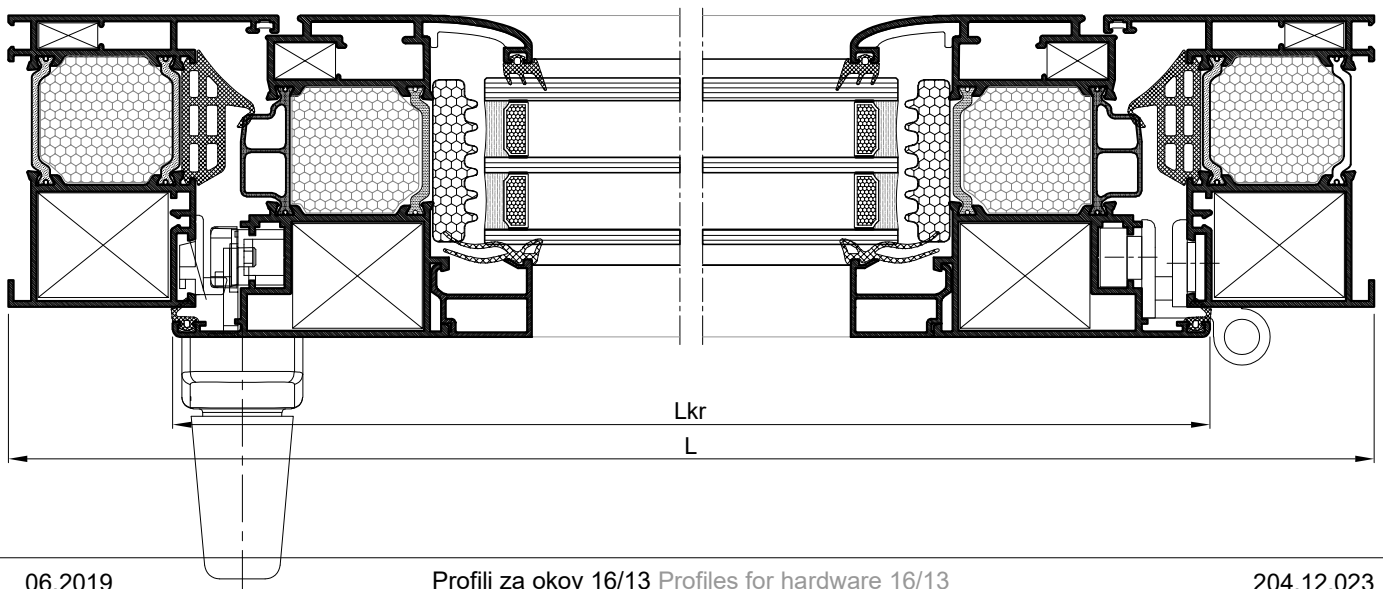
### GASKETS

337.002	srednja brtva	middle gasket		L+2H	
321.006	brtva u krilu	gasket in sash		2L+2H	
344.088	brtva prema pragu	gasket accor. threshold		L	
344.058	brtva u pragu	gasket in threshold		L	
321.002	brtva prema staklu	gasket towards glass		2L+2H	
311.003	brtva prema staklu	gasket towards glass		2L+2H	
333.009	kutni umetak	corner insert	4		

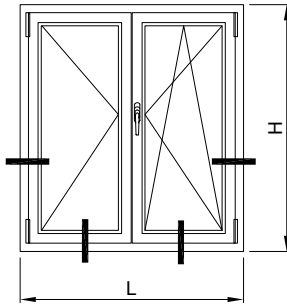
### STAKLO

### GLASS

44 mm			kom pcs	mjera measure	
			1	Lkr-165 x Hkr-165	





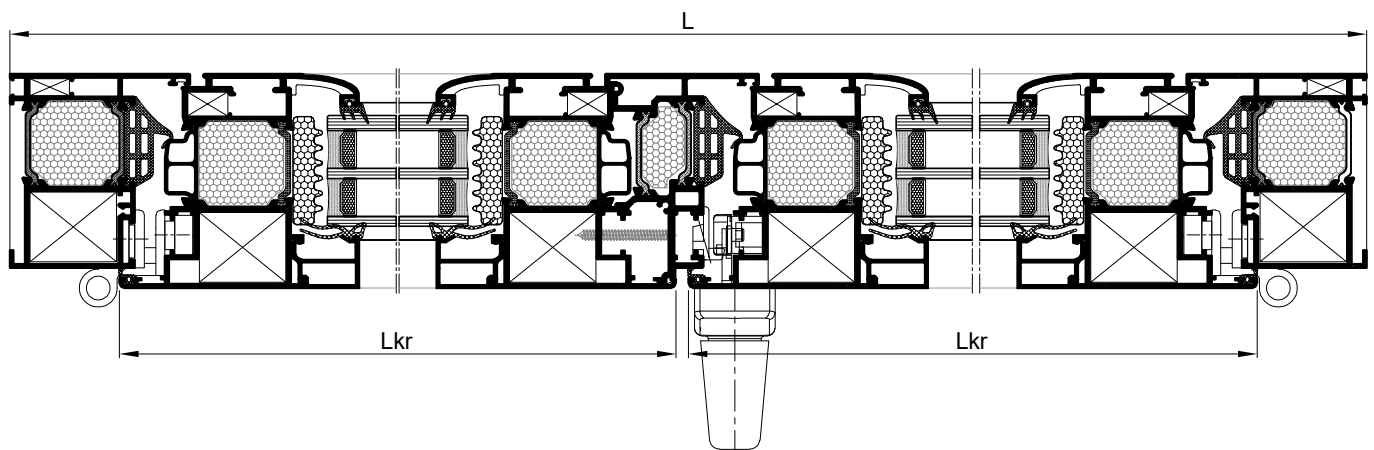
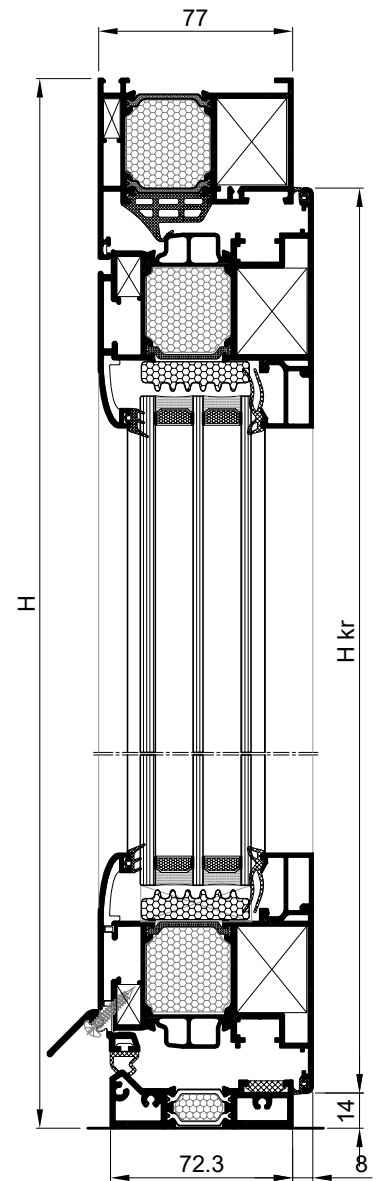


PROFILI			kom	mjera	pilanje
PROFILES			pcs	measure	cutting
FT-0201HF	vodoravnica okvira	horizontal frame profile	1	L	45-45
FT-0294HF	prag	threshold	1	L-91	90-90
FT-0201HF	okomica okvira	vertical frame profile	2	H	45-90
FT-0244HF	vodoravnica krila	horizontal sash profile	2	Lkr=L-87	45-45
FT-0244HF	okomica krila	vertical sash profile	2	Hkr=H-58	45-45
FT-0245HF	profil za okretanje	profile for turning	1	Hkr=68	90-90
Z40-666	vodoravna lajsna	horizontal bead	2	Lkr=146	90-90
Z40-666	okomita lajsna	vertical bead	2	Hkr=190	90-90
F-1567	okapnica	drip edge	2	Lkr=76	90-90
OKOVI			kom		
HARDWARE			pcs		

710.059	kutnik rama	frame corner bracket	2		
710.452	pomoćni kutnik rama	support frame corn. brac	2		
730.002	pomoćni kutnik rama	support frame corn. brac	2		
710.059	kutnik krila	sash corner bracket	8		
710.453	pomoćni kutnik krila	support sash corn. brac.	8		
730.005	pomoćni kutnik krila	support sash corn. brac.	8		
730.001	pomoćni kutnik krila	support sash corn. brac.	4		
142.054	otkl-zaokr.okov-UNI-JET C	TILT&TURN UNI-JET C	1		
142.055	UNI-JET C za pom.krilo	UNI-JET C for aux. sash	1		
363.015	čep-umetak za FT-0245H	cap-insert for FT-0245H	L+D		
433.017	vijak 3.9x16 za Z40-657	screw 3.9x16 for Z40-657	6		

BRTVE			kom	mjera
GASKETS			pcs	measure
337.002	srednja brtva	middle gasket		L+2H
321.006	brtva u krilu	gasket in sash		3L+4H
344.088	brtva prema pragu	gasket accor. threshold		L
344.058	brtva u pragu	gasket in threshold		L
321.002	brtva prema staklu	gasket towards glass		2L+4H
311.003	brtva prema staklu	gasket towards glass		2L+4H
333.009	kutni umetak	corner insert	2	

STAKLO		kom	mjera
GLASS		pcs	measure
44 mm		2	Lkr-165 x Hkr-165





# FEAL



Skenirajte QR kod i registrirajte  
se na [partner.feal.ba](https://partner.feal.ba)

*Scan the QR code and register  
on [partner.feal.ba](https://partner.feal.ba)*

## TERMO 85

Knjiga B / *Book B*

*Lipanj 2020 / June 2020*

FEAL d.o.o.  
Trnska cesta 146  
88220 Široki Brijeg  
Bosna i Hercegovina  
Tel. +387 39 704-269; 705-807; 705-636  
Fax. +387 39 704-358  
[info@feal.ba](mailto:info@feal.ba)  
[www.feal.ba](http://www.feal.ba)